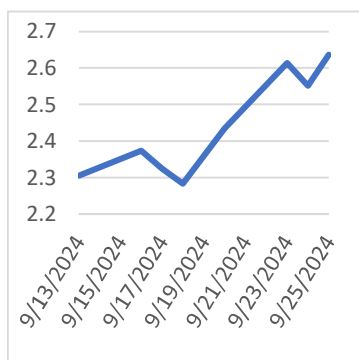


Thursday, September 26, 2024

Last Week's Prompt NYMEX



NYMEX NG Futures

Month	Close	Change
Oct-24	2.637	0.086
Nov-24	2.817	0.026
Dec-24	3.240	0.010
Jan-25	3.516	0.011
Feb-25	3.394	0.014
Mar-25	3.096	0.024
Apr-25	2.959	0.033
May-25	2.994	0.034
Jun-25	3.123	0.034
Jul-25	3.269	0.035
Aug-25	3.294	0.037
Sep-25	3.274	0.038
Oct-25	3.351	0.036
Nov-25	3.591	0.034
Dec-25	3.955	0.026
Jan-26	4.174	0.022
Feb-26	3.968	0.020
Mar-26	3.490	0.024
Apr-26	3.185	0.032
May-26	3.212	0.035
Jun-26	3.333	0.033
Jul-26	3.467	0.031
Aug-26	3.495	0.031
Sep-26	3.477	0.032
1 YR STRIP	3.134	0.032
2025	3.318	0.031

IN THE NEWS

Prices Hold Steady as Traders Eye EIA Storage Report

Natural gas prices hover flat as traders await EIA storage report, critical for short-term market direction. Key resistance at \$2.937 and 200-day moving average may trigger short-seller action or potential breakout rally. Hurricane Helene disrupts production and demand, raising uncertainty in U.S. natural gas market forecasts. EIA report expected to show a 52 Bcf storage build; a surprise could spark intraday volatility in natural gas futures. U.S. natural gas prices traded flat on Thursday as market participants awaited the release of the weekly Energy Information Administration (EIA) storage report. The report, scheduled for 14:30 GMT, is expected to provide insight into the current supply levels, crucial for guiding near-term price direction. Early in the session, prices reached a three-month high but have sinc... For more info go to <https://tinyurl.com/3ahywaw7>

Natural Gas pops with European gas storage in the balance

Natural Gas sees more and more tailwinds come in that could drive prices higher. Europe faces issues with colder temperatures revealing supply issues for the winter. The US Dollar Index is under pressure and falls to a 14-month low against the Euro. Natural Gas futures edge higher on Wednesday after a small pause in their rally the previous day. Heightened geopolitical tensions between Israel and Lebanon are still present, with supply concerns for Europe emerging as well on top. The underground Gas stockpile reserves in Europe are nearly 94% full, which is an excellent level, though more concerning is that the stockpiling is not picking up anymore and is even seeing some drawdowns locally, which triggers concerns for reserves over the winter. Meanwhile, the US Dollar Index (DXY), which tr... For more info go to <https://tinyurl.com/fd6tcnrz>

Pessimism pervades oil, gas sectors due to US election, lower prices

A curtain of pessimism appears to have settled over the US oil and gas industry in the third quarter as presidential election uncertainties loom and operators weather a challenging commodity price environment, according to the Dallas Federal Reserve Bank's latest energy sector survey released Sept. 25. The survey generally encompasses questions dealing with price expectations, actual and anticipated drilling activity, oilfield service costs, employment and special questions on selected timely energy topics. And the results show executives at exploration and production and oil services provider companies are being cautious until they get more clarity on longer-term conditions. On the outlook for upstream conditions, this "turned negative" during Q3, with the data suggesting "modest" pessimi... For more info go to <https://tinyurl.com/bj7rd4sf>

Prompt Natural Gas (NG) Daily Sentiment

BULLISH



RESISTANCE
2.871 & 2.925
SUPPORT
2.779 & 2.741

NATURAL GAS

Futures	Close
NG	\$2.637
Volume	1,504
Open Int.	1,791

Contact Us



Always on it

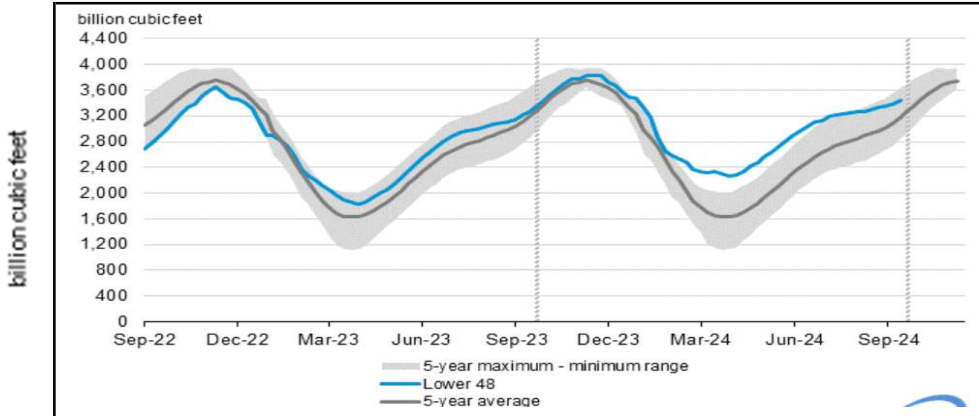
Mansfield Power & Gas
1025 Airport Pkwy
Gainesville, GA 30501
www.mansfield.energy

customer@mansfieldpowergas.com
Phone: (678) 207 - 3350

NATURAL GAS NEWS



WEEKLY GAS IN UNDERGROUND STORAGE WITH 5-YR RANGE



for week ending September 20, 2024 | Released: September 26, 2024 | Next Release: October 03, 2024

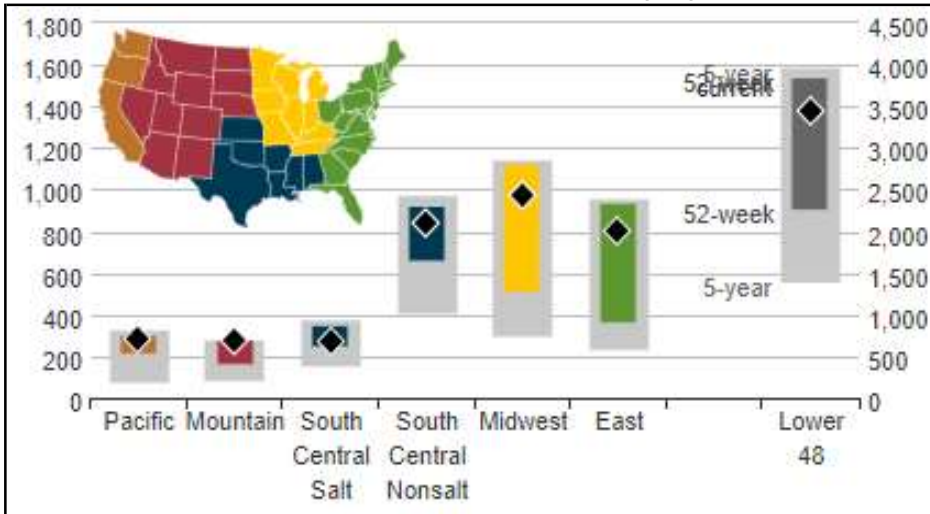
EIA Weekly Storage Actual and Surveys for

September 20, 2024

Released September 26, 2024

Range	45 to 60
S&P Global	55
FX Street	52
Investing.com	52

UNDERGROUND WORKING NAT GAS STORAGE AS OF 09/13/2024



Total Working Gas In Storage

3492 BCF

47 BCF (LAST WEEK)

159 BCF (LAST YEAR)

233 BCF (5-YEAR AVG)

U.S. Natural Gas Supply

Gas Week -

Average Daily Values (BCF/D):

Last Year (BCF/d)

Dry Production - 103.3

Total Supply - 108.3

Last Week (BCF/d)

Dry Production - 101.5

Total Supply - 107.8

[Next Report: September 26]

U.S. Natural Gas Demand

Gas Week -

Average Daily Values (BCF/D):

Last Year (BCF/d)

Power - 38.2

Total Demand - 95.2

Last Week (BCF/d)

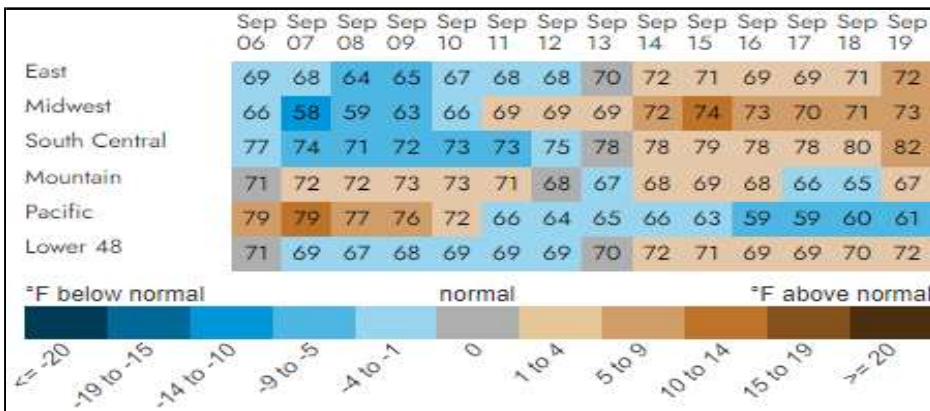
Power - 38.7

Total Demand - 99.1

[Next Report: September 26]

MANSFIELD EIA PREDICTION

REGIONAL AVG TEMPERATURES AND DEPARTURE FROM NORMAL

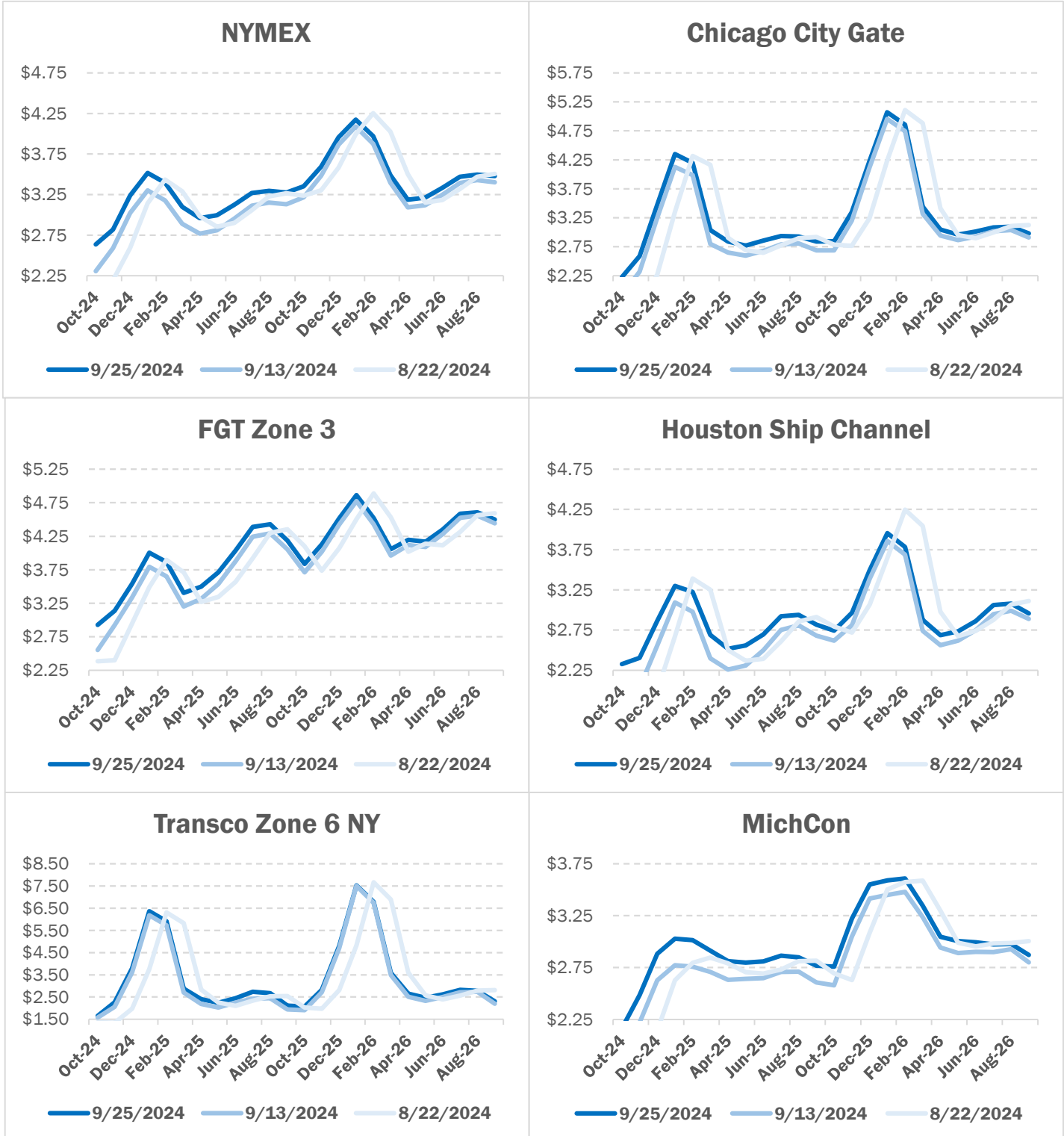


60

NATURAL GAS NEWS



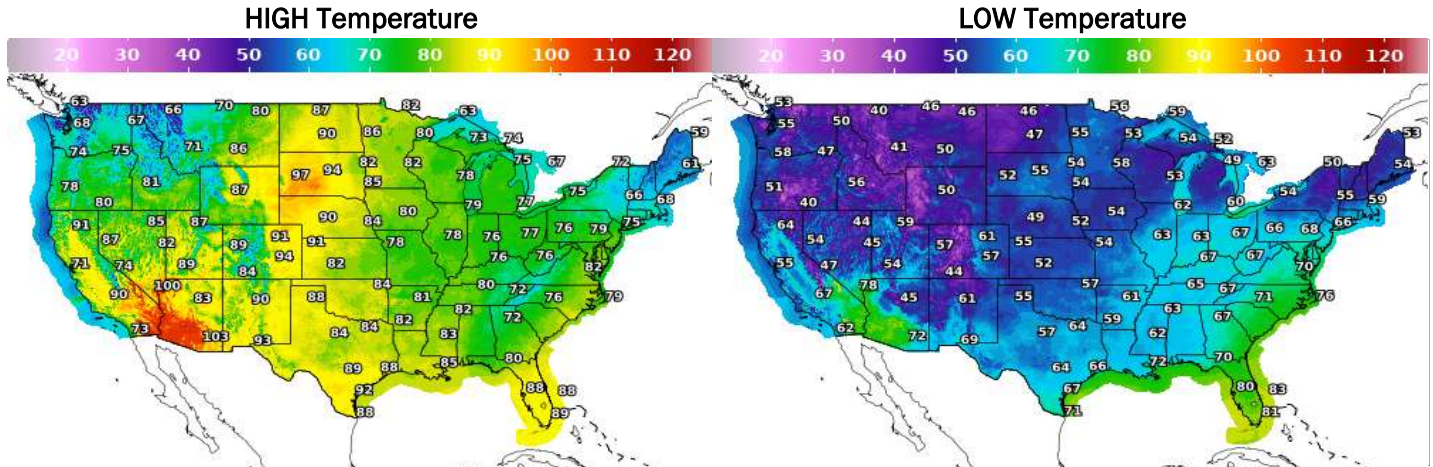
NATURAL GAS BASIS FUTURES



NATURAL GAS NEWS



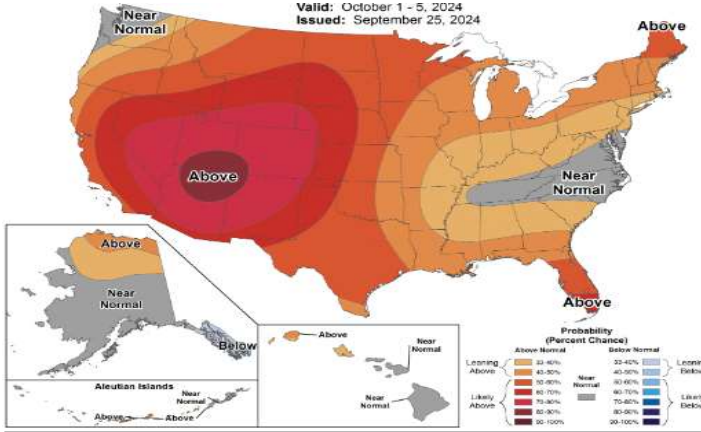
WEATHER - HIGH / LOW TEMPERATURE - TOMORROW



WEATHER - 6 - 10 DAY OUTLOOK - NOAA

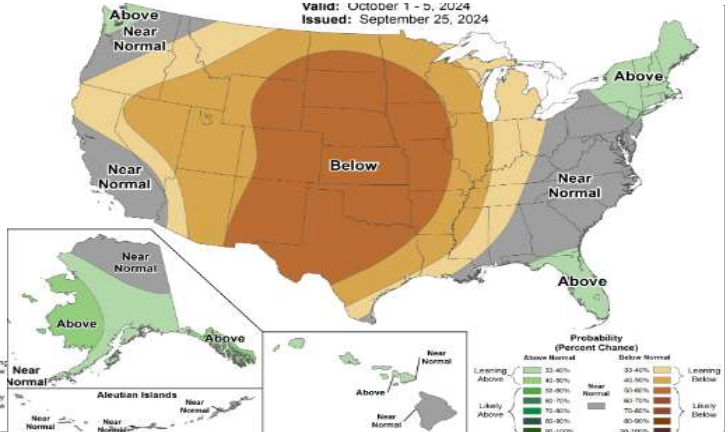
Temperature

Valid: October 1 - 5, 2024
Issued: September 25, 2024



Precipitation

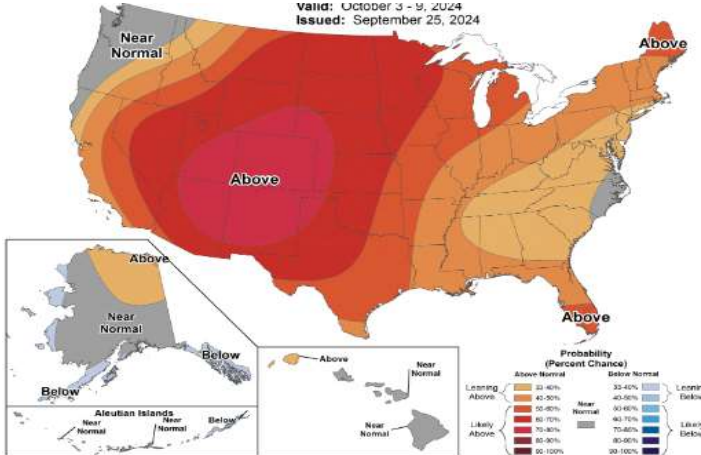
Valid: October 1 - 5, 2024
Issued: September 25, 2024



WEATHER - 8 - 14 DAY OUTLOOK - NOAA

Temperature

Valid: October 3 - 9, 2024
Issued: September 25, 2024



Precipitation

Valid: October 3 - 9, 2024
Issued: September 25, 2024

