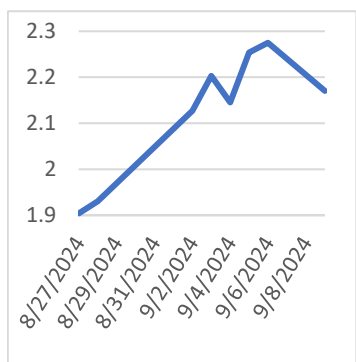


Thursday, September 12, 2024

Last Week's Prompt NYMEX



NYMEX NG Futures

Month	Close	Change
Oct-24	2.170	-0.105
Nov-24	2.527	-0.070
Dec-24	3.044	-0.058
Jan-25	3.334	-0.052
Feb-25	3.214	-0.047
Mar-25	2.905	-0.035
Apr-25	2.787	-0.025
May-25	2.834	-0.022
Jun-25	2.982	-0.017
Jul-25	3.138	-0.012
Aug-25	3.171	-0.014
Sep-25	3.150	-0.011
Oct-25	3.233	-0.008
Nov-25	3.480	-0.010
Dec-25	3.855	-0.017
Jan-26	4.114	-0.020
Feb-26	3.908	-0.017
Mar-26	3.395	-0.015
Apr-26	3.087	-0.004
May-26	3.120	-0.001
Jun-26	3.261	0.001
Jul-26	3.411	0.002
Aug-26	3.448	0.003
Sep-26	3.417	0.005
1 YR STRIP 2025	2.938 / 3.174	-0.039 / -0.016

IN THE NEWS

New pipelines are expected to ease glut of Permian natural gas

In the energy sector, pipelines play a similar role to railways that move large volumes of cargo across the country. Pipelines bring crude oil and natural gas from where it's extracted closer to refineries, power plants and ports. There's a new pipeline scheduled to begin service this month that will help move natural gas out of West Texas, home to a glut of natural gas. In fact, there are several Permian Basin pipelines ... in the pipeline. Where there's crude oil production, there's natural gas. And in the Permian Basin, there's a lot of both: "As a country, we hit a record high volume of oil production of 13.4 million barrels a day," said Tom Seng, a professor at Texas Christian University. Nearly half of that recent peak is from the Permian Basin. "So for every one of those oil wells, you do have some level of n... For more info go to <https://tinyurl.com/cdr962y8>

Francine Stirs Market Uncertainty as EIA Report Looms

Natural gas futures flat today as traders assess Hurricane Francine's potential to disrupt Gulf of Mexico production. Market awaits EIA storage report, forecasting a 46-50 Bcf injection, down from the 5-year average of 67 Bcf. Key technical level: 50-day moving average at \$2.31 could trigger a rally if production disruptions increase. Despite hurricane-related production risks, cooler weather and power outages may cap demand in the southern U.S. U.S. natural gas futures traded flat on Thursday, as traders weighed conflicting weather reports and the potential impact of Hurricane Francine on Gulf of Mexico production. Market participants are also anticipating the U.S. Energy Information Administration's (EIA) storage report, due at 14:30 GMT, with a forecasted injection of 46-50 billion cubic f... For more info go to <https://tinyurl.com/2cc5umws>

New Pipeline Projects Set to Boost Permian Basin Gas Output

Major natural gas pipeline projects are set to come online in the Permian Basin, promising to alleviate price pressures and increase takeaway capacity. One such project is the Matterhorn Express Pipeline, with a capacity of 2.5 billion cubic feet per day (Bcf/d) expected to begin operations this month, transporting gas from the Permian Basin to Katy, near Houston, Texas. Developed by a joint venture including EnLink Midstream, Whitewater, Devon Energy, and MPLX, the new pipeline will boost the natural gas output from the Permian basin. The Permian Basin, known primarily for its growing oil production, has seen a substantial increase in natural gas output. This surge has led to lower regional gas prices, especially at the Waha Hub, where prices have dipped below zero for much of 2024. To addr... For more info go to <https://tinyurl.com/yc7mmsmx>

Prompt Natural Gas (NG) Daily Sentiment

BEARISH



RESISTANCE
2.325 & 2.381
SUPPORT
2.214 & 2.159

NATURAL GAS

Futures	Close
NG	\$2.170
Volume	58,500
Open Int.	200,812

Contact Us



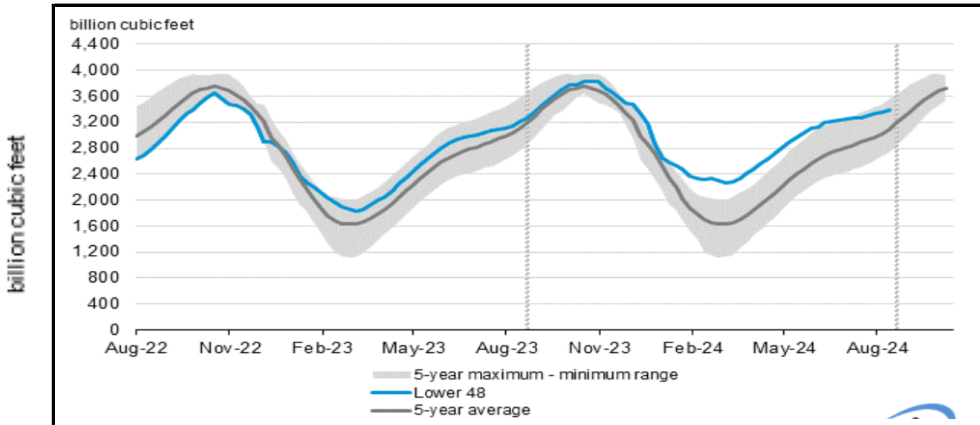
Mansfield Power & Gas
1025 Airport Pkwy
Gainesville, GA 30501
www.mansfield.energy

customer@mansfieldpowergas.com
Phone: (678) 207 - 3350

NATURAL GAS NEWS



WEEKLY GAS IN UNDERGROUND STORAGE WITH 5-YR RANGE



for week ending September 06, 2024 | Released: September 12, 2024 | Next Release: September 19, 2024

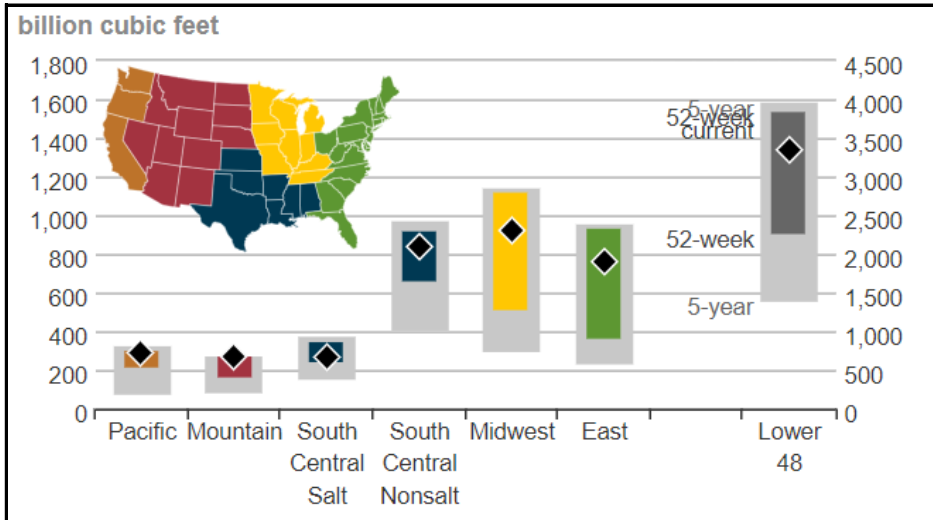
EIA Weekly Storage Actual and Surveys for

September 6, 2024

Released September 12, 2024

Range	30 to 70
S&P Global	50
FX Street	40
Investing.com	40

UNDERGROUND WORKING NAT GAS STORAGE AS OF 08/30/2024



Total Working Gas In Storage

3387 BCF

40 BCF (LAST WEEK)

198 BCF (LAST YEAR)

296 BCF (5-YEAR AVG)

U.S. Natural Gas Supply

Gas Week -

Average Daily Values (BCF/D):

Last Year (BCF/d)

Dry Production - 103.8

Total Supply - 109.5

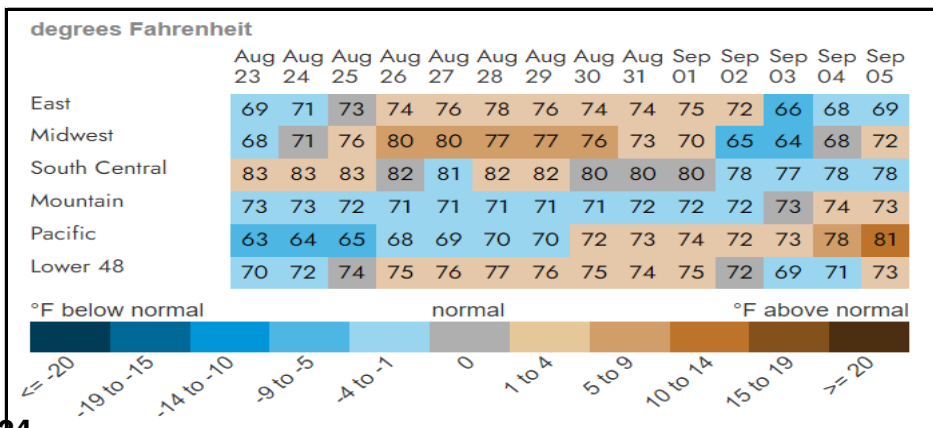
Last Week (BCF/d)

Dry Production - 102.0

Total Supply - 108.8

[Next Report: September 12]

REGIONAL AVG TEMPERATURES AND DEPARTURE FROM NORMAL



U.S. Natural Gas Demand

Gas Week -

Average Daily Values (BCF/D):

Last Year (BCF/d)

Power - 42.2

Total Demand - 99.2

Last Week (BCF/d)

Power - 44.5

Total Demand - 101.2

[Next Report: September 12]

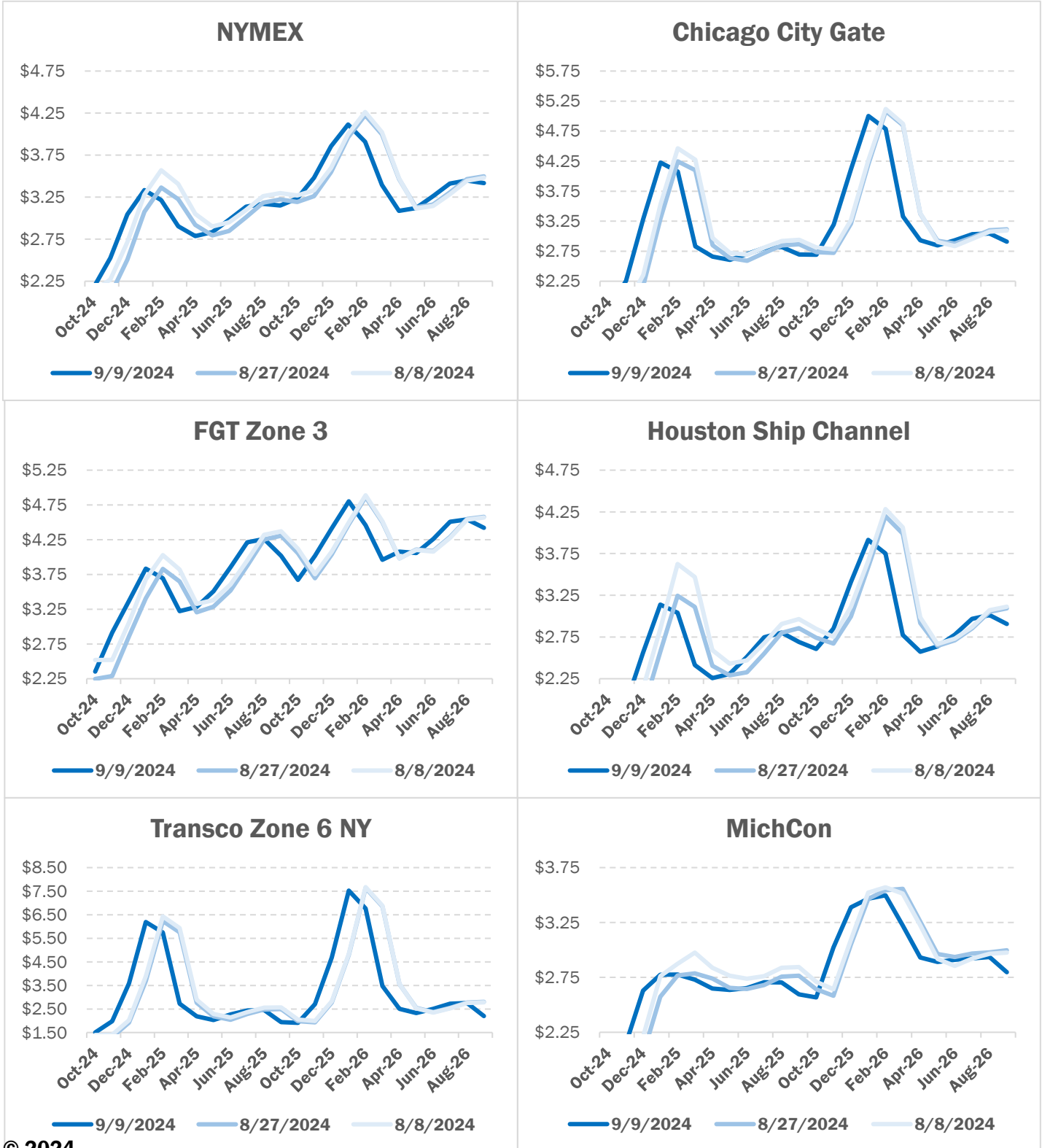
MANSFIELD EIA PREDICTION

35

NATURAL GAS NEWS



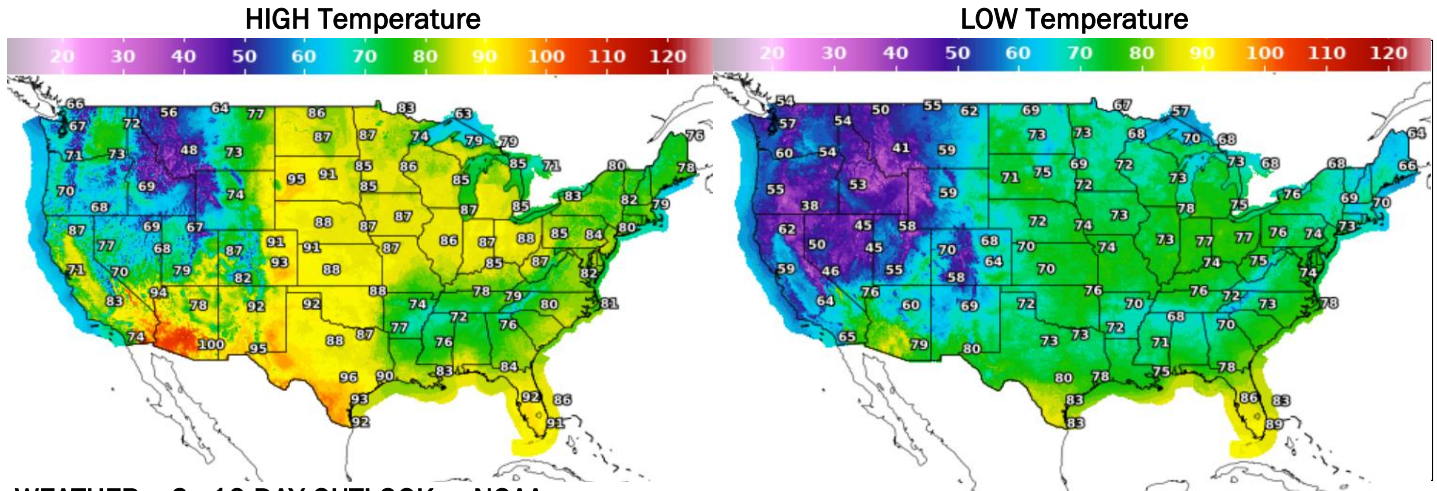
NATURAL GAS BASIS FUTURES



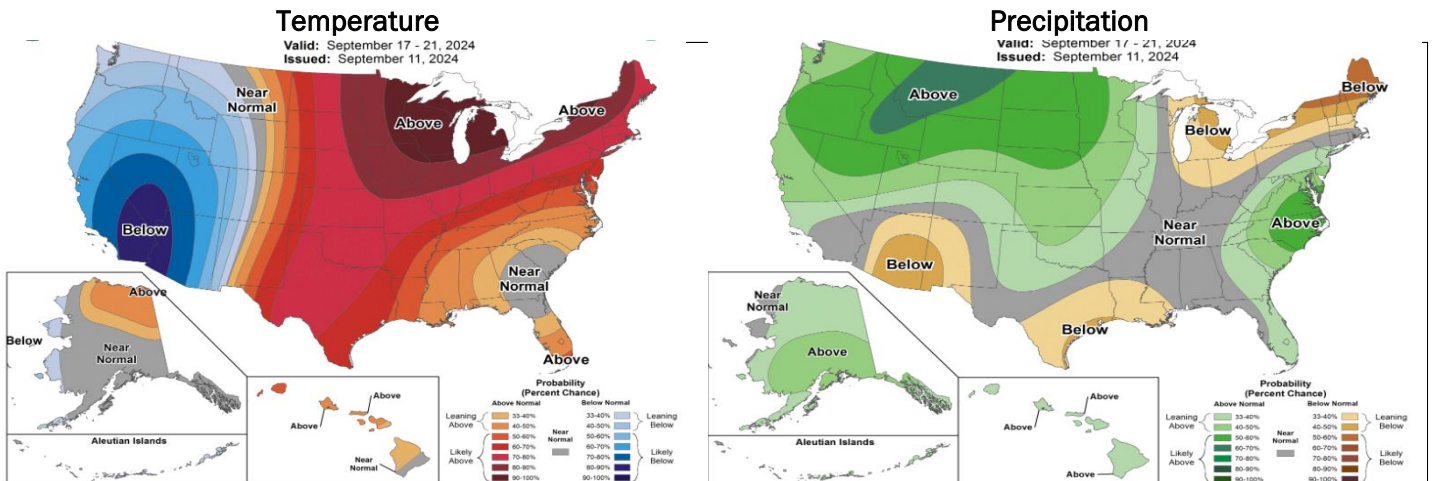
NATURAL GAS NEWS



WEATHER - HIGH / LOW TEMPERATURE - TOMORROW



WEATHER - 6 - 10 DAY OUTLOOK - NOAA



WEATHER - 8 - 14 DAY OUTLOOK - NOAA

