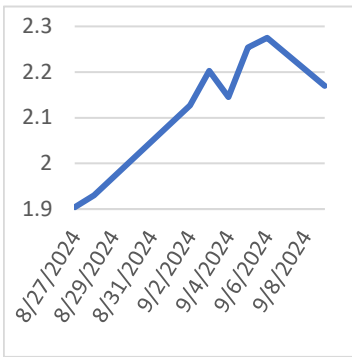


Tuesday, September 10, 2024

Last Week's Prompt

**NYMEX**



**NYMEX NG Futures**

Month	Close	Change
Oct-24	2.170	-0.105
Nov-24	2.527	-0.070
Dec-24	3.044	-0.058
Jan-25	3.334	-0.052
Feb-25	3.214	-0.047
Mar-25	2.905	-0.035
Apr-25	2.787	-0.025
May-25	2.834	-0.022
Jun-25	2.982	-0.017
Jul-25	3.138	-0.012
Aug-25	3.171	-0.014
Sep-25	3.150	-0.011
Oct-25	3.233	-0.008
Nov-25	3.480	-0.010
Dec-25	3.855	-0.017
Jan-26	4.114	-0.020
Feb-26	3.908	-0.017
Mar-26	3.395	-0.015
Apr-26	3.087	-0.004
May-26	3.120	-0.001
Jun-26	3.261	0.001
Jul-26	3.411	0.002
Aug-26	3.448	0.003
Sep-26	3.417	0.005
1 YR STRIP	2.938	-0.039
2025	3.174	-0.016

**IN THE NEWS**

**Winter's Approach, Storm May Push Prices Toward \$2.25 Barrier**

Natural gas prices have been under pressure due to weak demand from Asia and a decline in energy consumption in the U.S. and Europe. Additionally, the looming tropical storm Francine is expected to disrupt the natural gas supply in the U.S. as it potentially evolves into a hurricane. Francine, set to impact the US Gulf Coast this week, risks halting exports. Other factors affecting the prices include potential power outages and reduced demand for natural gas used in cooling systems as temperatures drop. Despite the potential disruptions in the U.S., natural gas prices in Europe may find support from increased demand due to colder weather. Night temperatures in Europe have been below seasonal norms, suggesting a colder winter ahead. The prospect of increased heating demand as temperatures fall may boost prices. ... For more info go to <https://tinyurl.com/2p5tbasy>

**Futures Rise as Traders Weigh Hurricane Impact**

U.S. natural gas futures are trending higher on Monday as traders respond to conflicting weather reports and the potential impact of Hurricane Francine. After dipping to \$2.158 earlier in the session, prices have recovered as the market weighs the effects of a possible hurricane in the Gulf of Mexico. The uncertainty revolves around whether the storm will disrupt production, pushing prices higher, or reduce demand by causing power outages and cooler temperatures. At 12:02 GMT, Natural Gas futures are trading \$2.238, up \$0.068 or +3.13%. The market has been volatile following the recent rally to \$2.294 on Friday, as traders grapple with the potential effects of the hurricane. Analysts, including Eli Rubin of EBW Analytics, warn that Hurricane Francine could reduce demand, particularly in af... For more info go to <https://tinyurl.com/r8w8uuhe>

**Oil dips as weaker demand counters storm Francine**

LONDON (Reuters) -Oil prices gave up the previous day's gains on Tuesday as a weaker demand outlook offset U.S. supply disruptions from Tropical Storm Francine and global oil oversupply risks that continue to weigh on the market. Brent crude futures were down 95 cents, or 1.3%, at \$70.89 a barrel by 1214 GMT. U.S. West Texas Intermediate crude lost 96 cents, or 1.4%, to \$67.75. Both benchmarks had risen about 1% on Monday. The Organization of the Petroleum Exporting Countries (OPEC) said in a monthly report on Tuesday that global oil demand will rise by 2.03 million barrels per day (bpd) in 2024, down from previously projected growth of 2.11 million bpd. OPEC also cut its 2025 global demand growth estimate to 1.74 million bpd from 1.78 million bpd. The weakening global demand prospects and... For more info go to <https://tinyurl.com/2buksp6s>

**Prompt Natural Gas (NG)  
Daily Sentiment**

**BEARISH**



RESISTANCE  
2.231 & 2.292  
SUPPORT  
2.125 & 2.08

**NATURAL GAS**

Futures	Close
NG	\$2.170
Volume	87,392
Open Int.	244,256

**Contact Us**



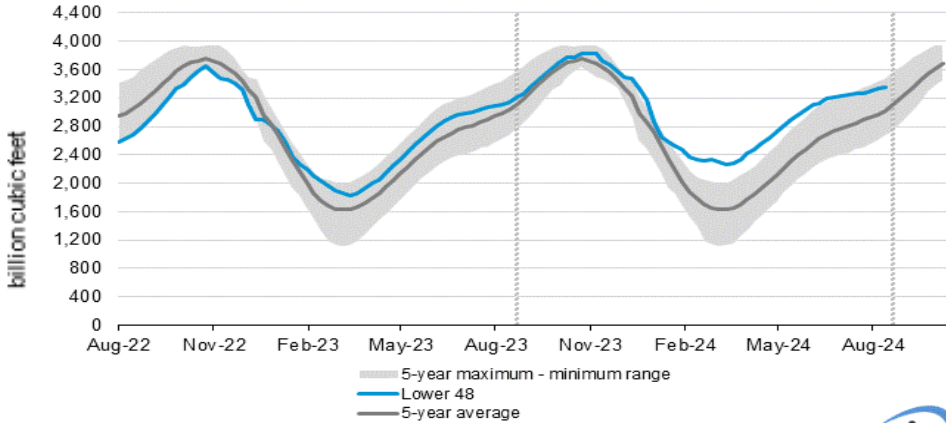
Always on it

**Mansfield Power & Gas**  
1025 Airport Pkwy  
Gainesville, GA 30501  
[www.mansfield.energy](http://www.mansfield.energy)

customer@mansfieldpowergas.com  
Phone: (678) 207 - 3350

# NATURAL GAS NEWS

## WEEKLY GAS IN UNDERGROUND STORAGE WITH 5-YR RANGE



for week ending August 30, 2023 | Released: September 05, 2024 | Next Release: September 12, 2024

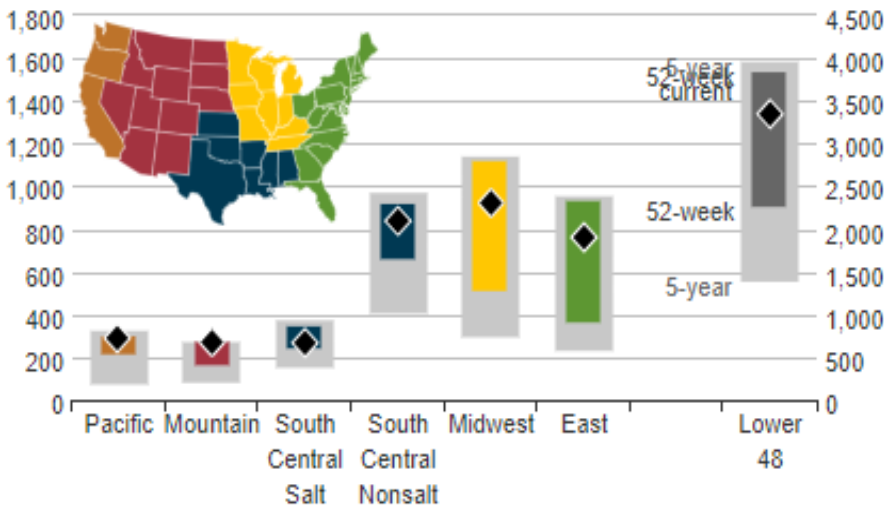
### EIA Weekly Storage Actual and Surveys for

**August 30, 2023**

Released September 05, 2024

Range	18 to 35
S&P Global	28
FX Street	26
Investing.com	26

## UNDERGROUND WORKING NAT GAS STORAGE AS OF 08/30/2024



### Total Working Gas In Storage

**3334 BCF**

35 BCF (LAST WEEK)

228 BCF (LAST YEAR)

361 BCF (5-YEAR AVG)

### U.S. Natural Gas Supply

#### Gas Week -

Average Daily Values (BCF/D):

Last Year (BCF/d)

Dry Production - 103.8

Total Supply - 109.5

Last Week (BCF/d)

Dry Production - 102.0

Total Supply - 108.8

[Next Report: September 12]

## REGIONAL AVG TEMPERATURES AND DEPARTURE FROM NORMAL

	Aug 23	Aug 24	Aug 25	Aug 26	Aug 27	Aug 28	Aug 29	Aug 30	Aug 31	Aug 01	Sep 02	Sep 03	Sep 04	Sep 05
East	69	71	73	74	76	78	76	74	74	75	72	66	68	69
Midwest	68	71	76	80	80	77	77	76	73	70	65	64	68	72
South Central	83	83	83	82	81	82	82	80	80	80	78	77	78	78
Mountain	73	73	72	71	71	71	71	71	72	72	72	73	74	73
Pacific	63	64	65	68	69	70	70	72	73	74	72	73	78	81
Lower 48	70	72	74	75	76	77	76	75	74	75	72	69	71	73

°F below normal      normal      °F above normal

### U.S. Natural Gas Demand

#### Gas Week -

Average Daily Values (BCF/D):

Last Year (BCF/d)

Power - 42.2

Total Demand - 99.2

Last Week (BCF/d)

Power - 42.1

Total Demand - 101.2

[Next Report: September 12]

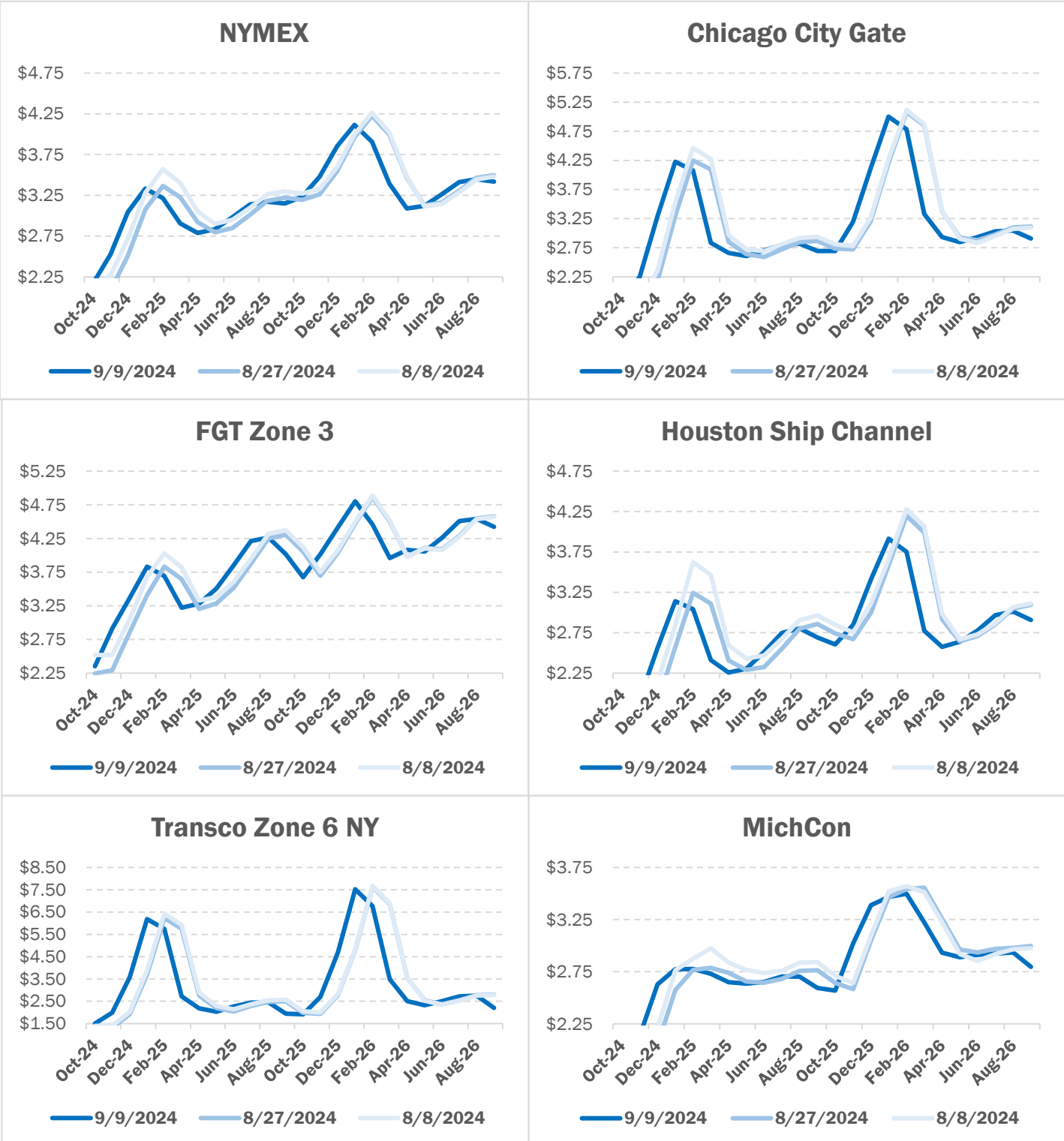
MANSFIELD EIA PREDICTION

**25**

# NATURAL GAS NEWS



## NATURAL GAS BASIS FUTURES

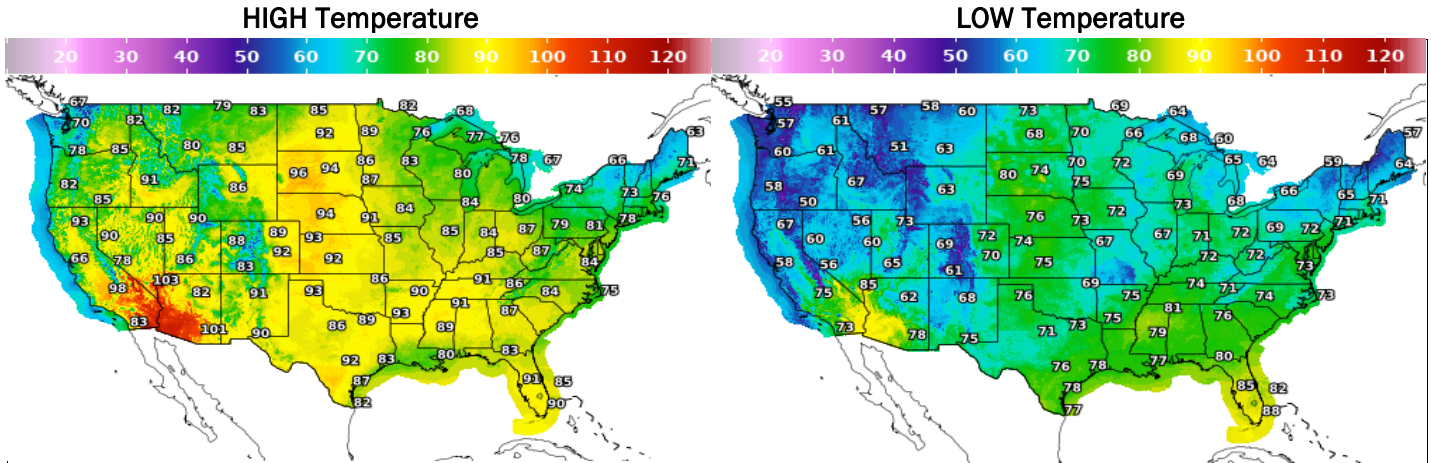




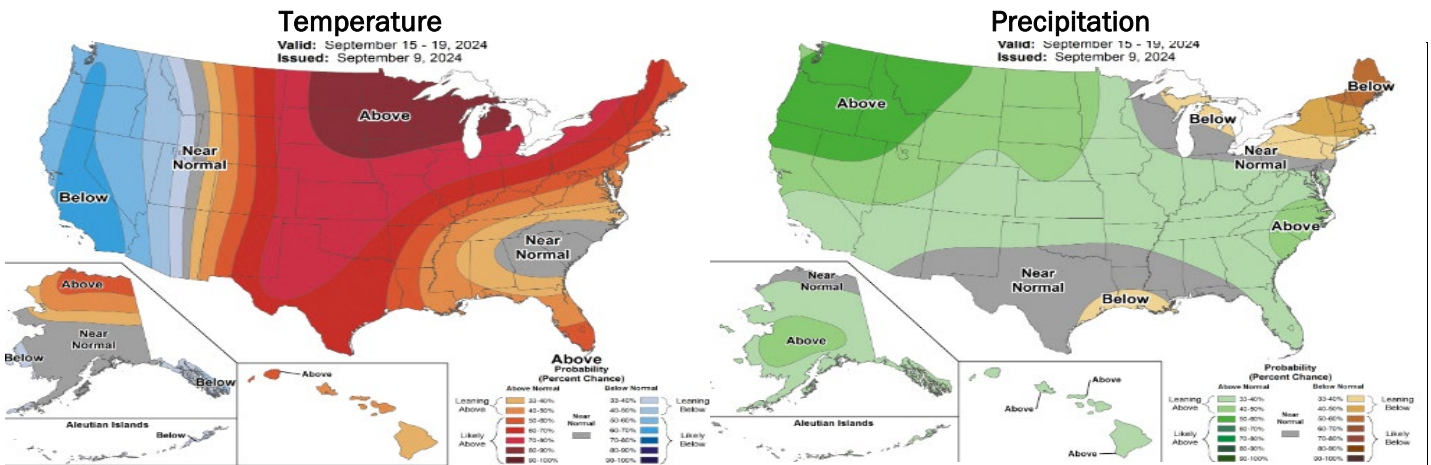
# NATURAL GAS NEWS



## WEATHER - HIGH / LOW TEMPERATURE - TOMORROW



## WEATHER - 6 - 10 DAY OUTLOOK - NOAA



## WEATHER - 8 - 14 DAY OUTLOOK - NOAA

