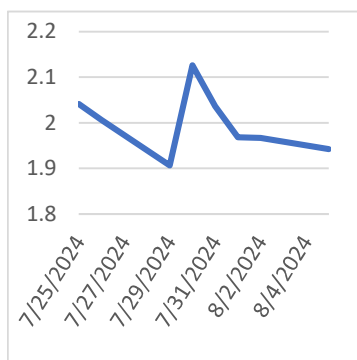


Tuesday, August 6, 2024

Last Week's Prompt  
NYMEX



NYMEX NG Futures

Month	Close	Change
Sep-24	1.942	-0.025
Oct-24	2.045	-0.033
Nov-24	2.491	-0.049
Dec-24	3.074	-0.043
Jan-25	3.371	-0.044
Feb-25	3.222	-0.044
Mar-25	2.884	-0.041
Apr-25	2.741	-0.028
May-25	2.785	-0.031
Jun-25	2.940	-0.029
Jul-25	3.111	-0.033
Aug-25	3.150	-0.034
Sep-25	3.122	-0.032
Oct-25	3.181	-0.035
Nov-25	3.466	-0.041
Dec-25	3.878	-0.047
Jan-26	4.156	-0.046
Feb-26	3.926	-0.046
Mar-26	3.387	-0.042
Apr-26	3.026	-0.038
May-26	3.056	-0.039
Jun-26	3.201	-0.041
Jul-26	3.364	-0.042
Aug-26	3.399	-0.040
1 YR STRIP	2.813	-0.036
2025	3.154	-0.037

IN THE NEWS

**Hurricane Debby Impacting Futures, Inventory, and Market Forecast**

Natural gas futures rise, testing \$1.907 support, as traders watch Hurricane Debby and mixed weather forecasts. Debby's aftermath and cooling demand in Southeast impact natural gas futures, causing market fluctuations. Canadian Natural Resources Ltd. slows gas production due to low prices, shifts focus to higher return oil wells. Hurricane Debby hits Southeast, threatens power outages and demand destruction, affecting futures prices. NWS predicts cooler temperatures in Northern Plains and Great Lakes, easing natural gas demand next week. Natural gas futures are showing a modest increase on Tuesday after successfully testing the key support level at \$1.907. Traders remain cautious as they monitor the aftermath of Hurricane Debby and mixed weather forecasts affecting cooling demand in the Southeast. At 13:14 GMT, Na... For more info go to <https://tinyurl.com/4fayupz8>

**heat across Western US keep power, natural gas prices elevated**

Excessive heat warnings are in effect across large portions of the Western US in the early part of this week, helping to keep wholesale electricity and natural gas prices elevated throughout the region. The US National Weather Service said in its short-range forecast Aug. 5 that the excessive heat warnings cover the Desert Southwest region and portions of California's central/southeastern California. A few major population areas are poised to see daily high temperatures in the 110s. Among notable areas in the West poised to see high temperatures above historical norms for this week are Las Vegas, Phoenix, Salt Lake City and Sacramento. Las Vegas' temperature was 112 degrees Fahrenheit Aug. 4 and forecast to average 108.9 degrees Aug. 5-11, about 5% hotter than the city's historical normal ... For more info go to <https://tinyurl.com/46krxruza>

**Bearish Outlook Ahead Amid High Production and Hurricane Threat**

Natural gas futures fell to \$1.967, hitting multi-month lows despite high cooling demand due to ongoing heat. High production levels above 102 Bcf/d continue to overshadow weather-driven demand, pushing prices lower. EIA report shows smaller-than-expected build of 18 Bcf, but total storage remains well above last year's levels. ExxonMobil's Golden Pass LNG project delay to H2 2025 adds to bearish outlook, extending oversupply concerns. Hurricane Debby's potential impact on Gulf Coast could disrupt both demand and LNG production, adding uncertainty. The U.S. natural gas market faced strong downward pressure last week, with futures falling to multi-month lows. The market closed at \$1.967, down \$0.084 or -4.10%, after reaching an intraday low of \$1.920. This decline occurred despite intense h... For more info go to <https://tinyurl.com/yjjbatwm>

Prompt Natural Gas (NG)  
Daily Sentiment

BEARISH



RESISTANCE  
1.983 & 2.025  
SUPPORT  
1.891 & 1.841

NATURAL GAS

Futures	Close
NG	\$1.942
Volume	54,782
Open Int.	379,104

Contact Us



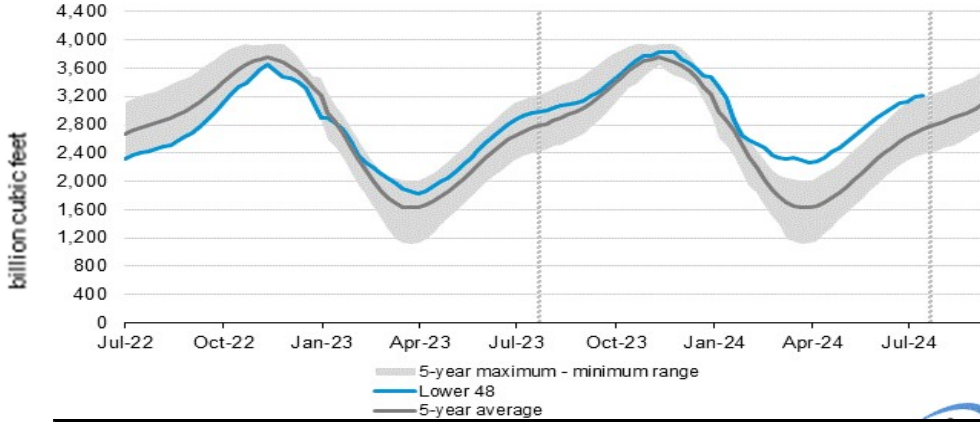
Mansfield Power & Gas  
1025 Airport Pkwy  
Gainesville, GA 30501  
[www.mansfield.energy](http://www.mansfield.energy)

customer@mansfieldpowergas.com  
Phone: (678) 207 - 3350

# NATURAL GAS NEWS



## WEEKLY GAS IN UNDERGROUND STORAGE WITH 5-YR RANGE



for week ending July 26, 2024 | Released: August 01, 2024 | Next Release: August 08, 2024

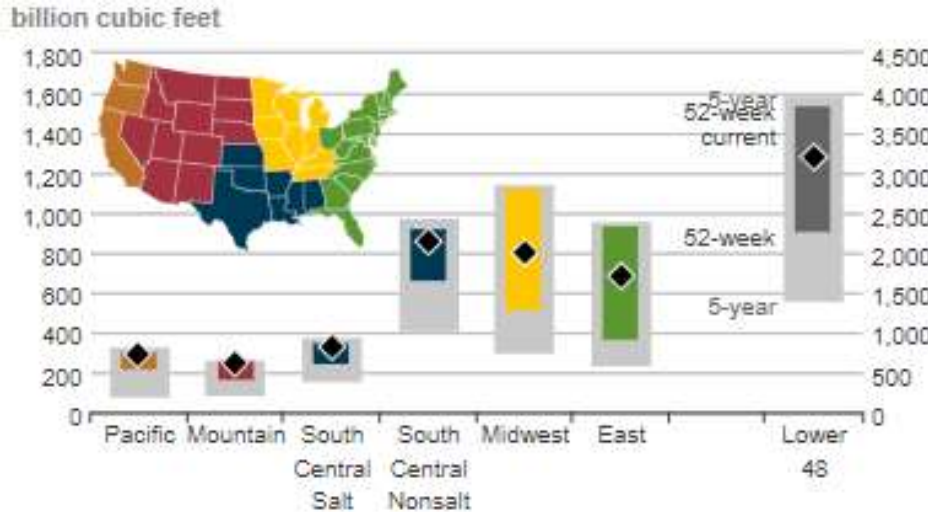
### EIA Weekly Storage Actual and Surveys for

July 26, 2024

Released August 01, 2024

Range	10 to 45
S&P Global	33
FX Street	31
Investing.com	31

## UNDERGROUND WORKING NAT GAS STORAGE AS OF 07/26/2024



### Total Working Gas In Storage

**3249 BCF**

18 BCF (LAST WEEK)

252 BCF (LAST YEAR)

441 BCF (5-YEAR AVG)

### U.S. Natural Gas Supply

#### Gas Week -

Average Daily Values (BCF/D):

Last Year (BCF/d)

Dry Production - 102.5

Total Supply - 108.8

Last Week (BCF/d)

Dry Production - 101.9

Total Supply - 108.0

[Next Report: August 07]

## REGIONAL AVG TEMPERATURES AND DEPARTURE FROM NORMAL

	Jul 19	Jul 20	Jul 21	Jul 22	Jul 23	Jul 24	Jul 25	Jul 26	Jul 27	Jul 28	Jul 29	Jul 30	Jul 31	Aug 01
East	74	74	76	75	76	76	76	74	74	75	75	77	80	82
Midwest	68	70	72	73	72	72	72	71	73	74	76	78	80	80
South Central	79	79	79	78	78	79	78	78	79	81	83	85	86	86
Mountain	78	77	76	75	77	79	79	77	77	76	77	77	79	80
Pacific	76	77	75	75	76	76	76	74	69	68	68	70	72	75
Lower 48	74	75	75	75	76	76	76	74	74	75	76	77	80	81

°F below normal: ≤ -20, -19 to -15, -14 to -10, -9 to -5, -4 to -1  
 normal: 0  
 °F above normal: 1 to 4, 5 to 9, 10 to 14, 15 to 19, ≥ 20

### U.S. Natural Gas Demand

#### Gas Week -

Average Daily Values (BCF/D):

Last Year (BCF/d)

Power - 50.2

Total Demand - 106.1

Last Week (BCF/d)

Power - 44.6

Total Demand - 99.3

[Next Report: August 07]

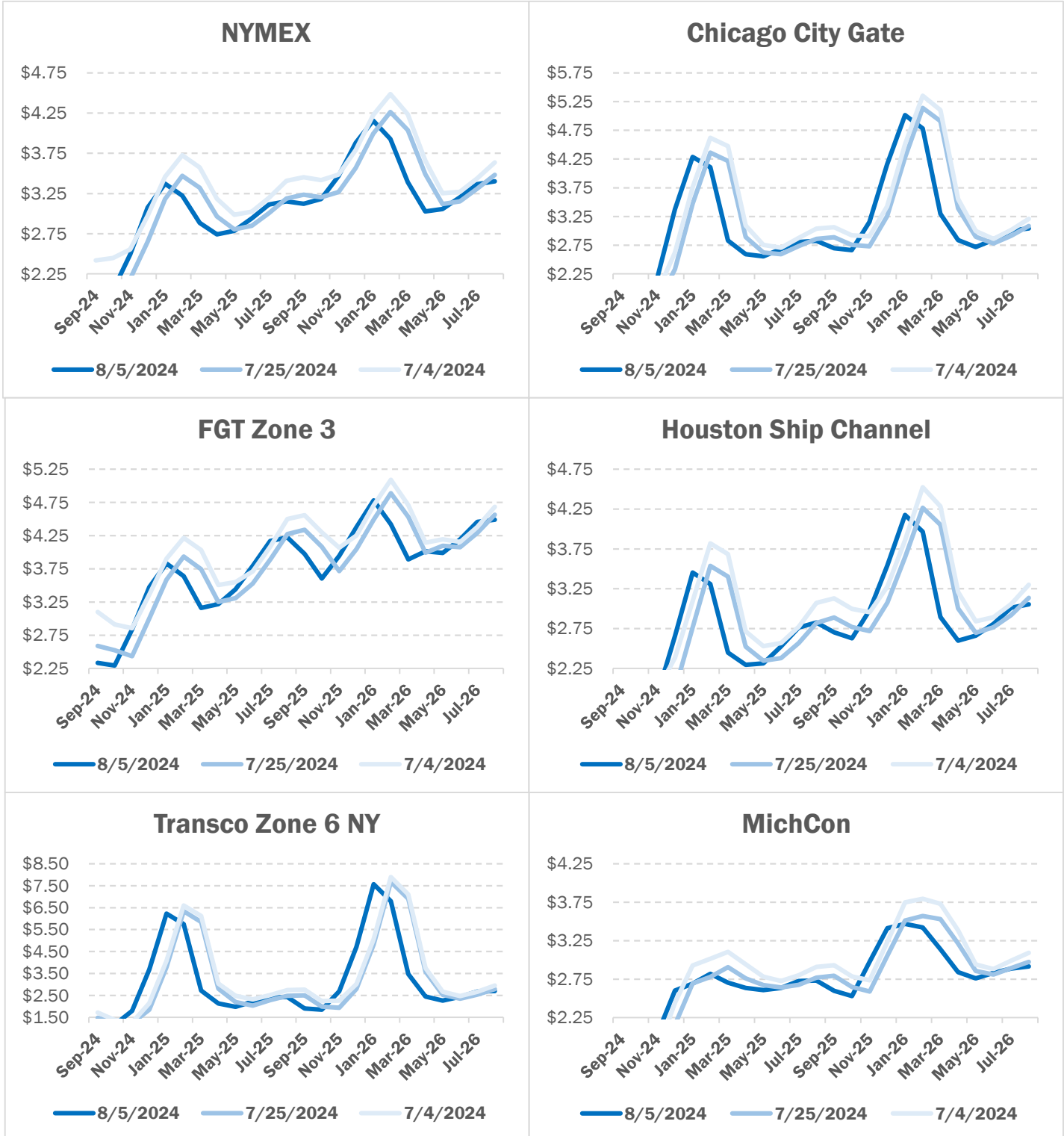
MANSFIELD EIA PREDICTION

**28**

# NATURAL GAS NEWS



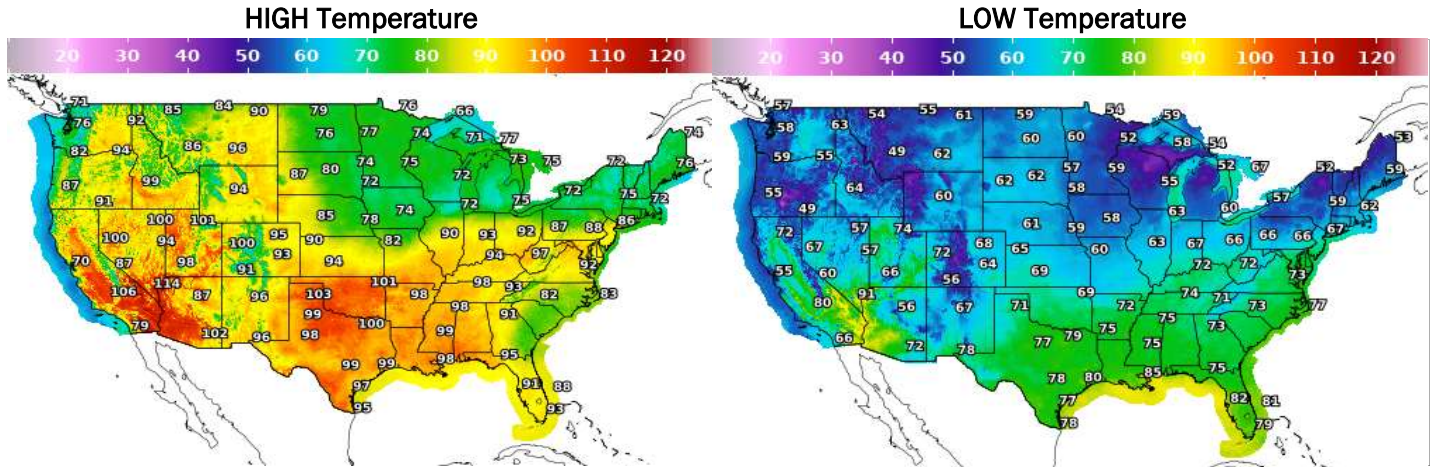
## NATURAL GAS BASIS FUTURES



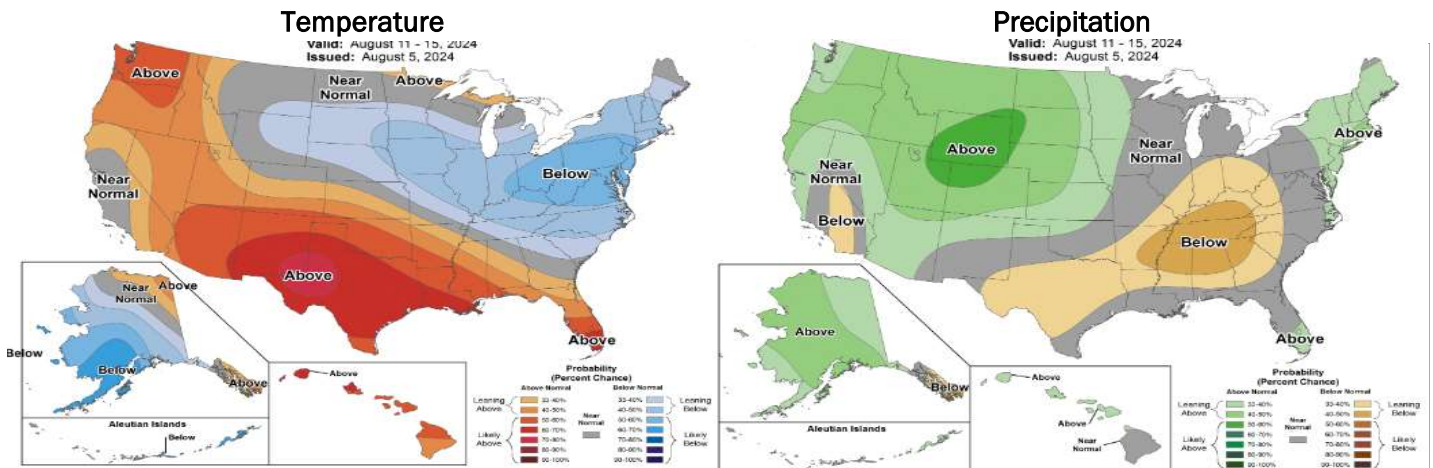
# NATURAL GAS NEWS



## WEATHER - HIGH / LOW TEMPERATURE - TOMORROW



## WEATHER - 6 - 10 DAY OUTLOOK - NOAA



## WEATHER - 8 - 14 DAY OUTLOOK - NOAA

