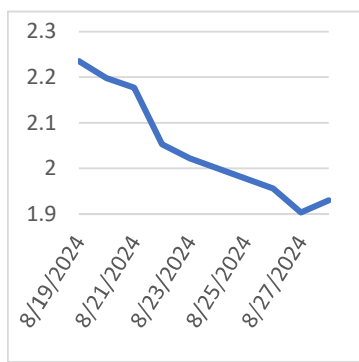


Thursday, August 29, 2024

**Last Week's Prompt
NYMEX**



NYMEX NG Futures

Month	Close	Change
Sep-24	1.930	0.026
Oct-24	2.097	0.012
Nov-24	2.522	0.015
Dec-24	3.087	0.011
Jan-25	3.376	0.011
Feb-25	3.239	0.012
Mar-25	2.925	0.005
Apr-25	2.801	0.005
May-25	2.851	0.002
Jun-25	3.008	-0.003
Jul-25	3.177	-0.006
Aug-25	3.214	-0.008
Sep-25	3.184	-0.009
Oct-25	3.252	-0.009
Nov-25	3.534	-0.013
Dec-25	3.945	-0.017
Jan-26	4.208	-0.018
Feb-26	3.980	-0.017
Mar-26	3.456	-0.010
Apr-26	3.123	-0.005
May-26	3.155	-0.008
Jun-26	3.299	-0.007
Jul-26	3.457	-0.007
Aug-26	3.493	-0.006
1 YR STRIP	2.852	0.007
2025	3.209	-0.007

IN THE NEWS

Traders Eye EIA Report Amid Bearish Market Sentiment

Natural gas futures rise slightly as traders await the EIA report, but bearish fundamentals may limit any rally. EIA storage report predicts a build of 34-39 Bcf, slightly below the 5-year average, with minimal impact on price support. Weather outlook mixed: cooler North, hot South; national demand high through the weekend, moderating next week. U.S. natural gas futures are trading nearly flat on Thursday, with traders focusing on the upcoming U.S. Energy Information Administration (EIA) weekly storage report, set to be released at 12:30 GMT. The choppy trade is being influenced by oversold conditions, along with profit-taking and short-covering ahead of the report. While Wednesday's closing price reversal bottom offers a potentially bullish signal, any sustained rally is likely to be constrained by the market's o... For more info go to <https://tinyurl.com/5cszrj9j>

Southern California gas market's unusual discount status continues

Natural gas cash prices in Southern California have been below Henry Hub for much of August, and the forwards market is pricing in a rare basis discount continuing through October amid strong storage inventories and gas production in the Western US. The SoCal Gas city-gate cash price has been below Henry Hub throughout Aug. 10-28, averaging a 28 cents/MMBtu discount in this period, Platts data showed. Platts is part of S&P Global Commodity Insights. Earlier in the summer, it went on an extended stretch below Henry Hub, with the basis discount averaging 64 cents/MMBtu in May and 70 cents in July. Throughout 2024 the basis discount has averaged just 24 cents/MMBtu. This is unusual for what is a typically premium pricing point. It had an average premium of over \$4/MMBtu to Henry Hub in 2023 a... For more info go to <https://tinyurl.com/yk3fmvz6>

October Futures Pressure as Inventory Stokes Bearish Sentiment

Natural gas futures hit a seven-session losing streak; October contract under pressure from bearish market conditions. Late-summer heat waning, cool weather ahead; natural gas demand expected to drop significantly soon. High coal stockpiles threaten natural gas prices as power plants lean on coal, adding bearish pressure. U.S. natural gas futures extended their downward trend on Wednesday, continuing a seven-session losing streak as the market rolls into the October futures contract. Weakened by declining weather-driven demand and a growing inventory surplus, natural gas futures are trading decisively below both the 50-day and 200-day moving averages. This bearish trend has emboldened short-sellers, pushing prices closer to recent lows and sparking concerns about further declines. At 10:42... For more info go to <https://tinyurl.com/yz63r7c7>

**Prompt Natural Gas (NG)
Daily Sentiment**

BEARISH



RESISTANCE
2.151 & 2.205
SUPPORT
2.032 & 1.967

NATURAL GAS

Futures	Close
NG	\$1.930
Volume	71,558
Open Int.	290,626

Contact Us



Always on it

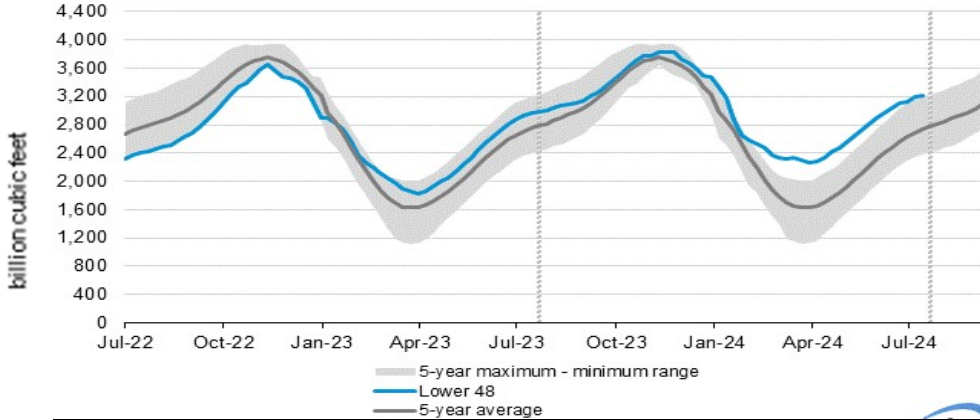
Mansfield Power & Gas
1025 Airport Pkwy
Gainesville, GA 30501
www.mansfield.energy

customer@mansfieldpowergas.com
Phone: (678) 207 - 3350

NATURAL GAS NEWS



WEEKLY GAS IN UNDERGROUND STORAGE WITH 5-YR RANGE



for week ending August 23, 2024 | Released: August 29, 2024 | Next Release: September 05, 2024

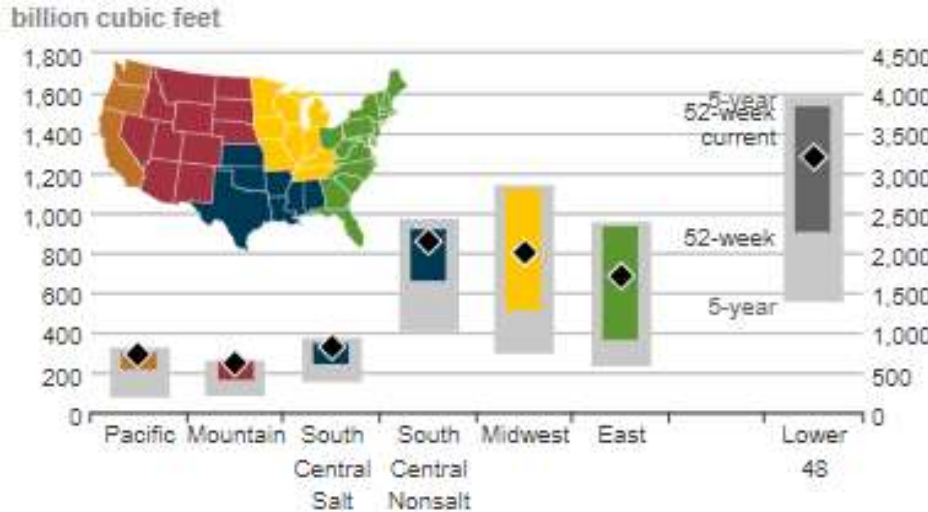
EIA Weekly Storage Actual and Surveys for

August 23, 2024

Released August 29, 2024

Range	24 to 55
S&P Global	36
FX Street	33
Investing.com	33

UNDERGROUND WORKING NAT GAS STORAGE AS OF 08/16/2024



Total Working Gas In Storage

3334 BCF

35 BCF (LAST WEEK)

228 BCF (LAST YEAR)

361 BCF (5-YEAR AVG)

U.S. Natural Gas Supply

Gas Week -

Average Daily Values (BCF/D):

Last Year (BCF/d)

Dry Production - 103.5

Total Supply - 109.4

Last Week (BCF/d)

Dry Production - 101.3

Total Supply - 107.8

[Next Report: August 28]

REGIONAL AVG TEMPERATURES AND DEPARTURE FROM NORMAL

	Aug 09	Aug 10	Aug 11	Aug 12	Aug 13	Aug 14	Aug 15	Aug 16	Aug 17	Aug 18	Aug 19	Aug 20	Aug 21	Aug 22
East	76	77	74	72	72	74	74	74	75	75	74	68	67	67
Midwest	67	65	67	68	70	71	72	74	74	73	69	65	64	65
South Central	81	80	81	83	84	85	85	85	85	85	84	83	84	83
Mountain	72	73	74	74	74	74	74	75	76	75	76	76	77	76
Pacific	75	75	74	72	71	71	71	72	70	69	71	72	71	68
Lower 48	75	74	73	73	74	75	75	76	76	75	74	71	70	70

°F below normal: ≤ -20, -19 to -15, -14 to -10, -9 to -5, -4 to -1, 0, 1 to 4, 5 to 9, 10 to 14, 15 to 19, ≥ 20

U.S. Natural Gas Demand

Gas Week -

Average Daily Values (BCF/D):

Last Year (BCF/d)

Power - 46.3

Total Demand - 102.4

Last Week (BCF/d)

Power - 46.3

Total Demand - 99.3

[Next Report: August 28]

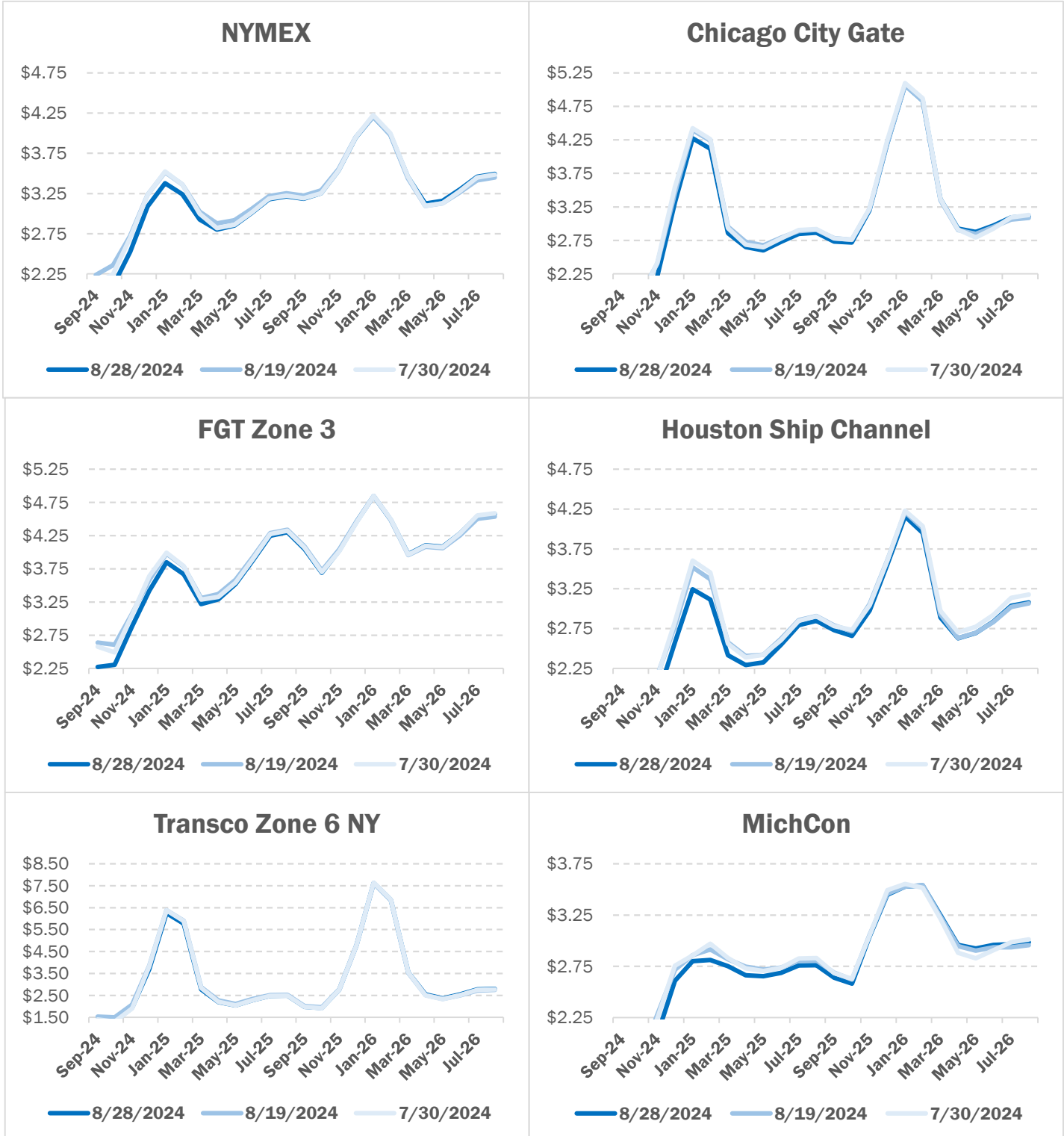
MANSFIELD EIA PREDICTION

38

NATURAL GAS NEWS



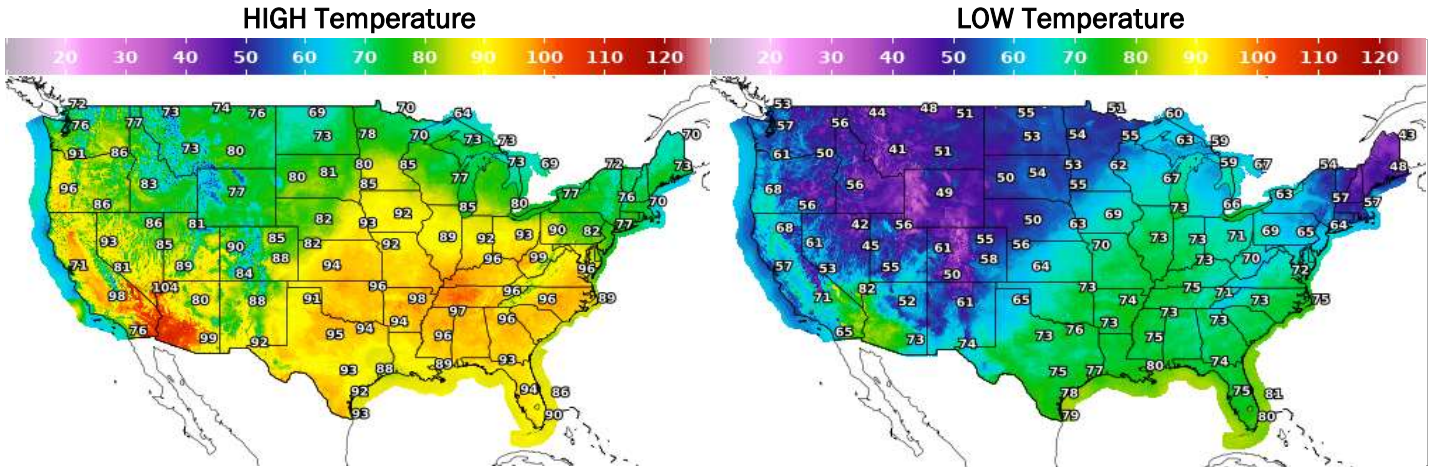
NATURAL GAS BASIS FUTURES



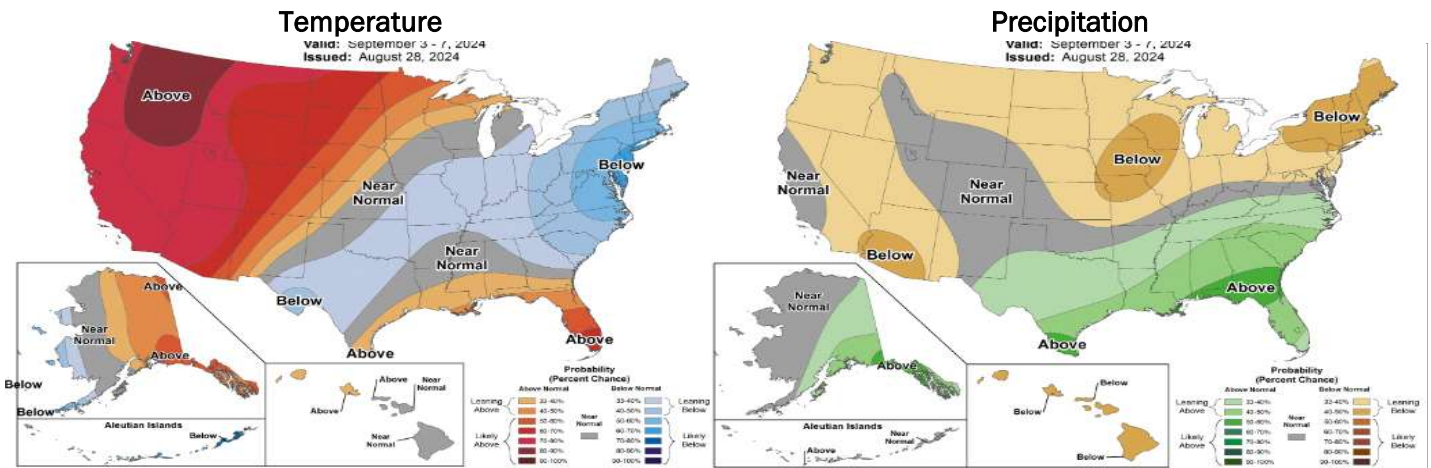
NATURAL GAS NEWS



WEATHER - HIGH / LOW TEMPERATURE - TOMORROW



WEATHER - 6 - 10 DAY OUTLOOK - NOAA



WEATHER - 8 - 14 DAY OUTLOOK - NOAA

