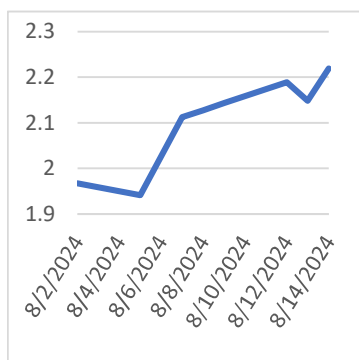


Thursday, August 15, 2024

**Last Week's Prompt
NYMEX**



NYMEX NG Futures

Month	Close	Change
Sep-24	2.219	0.071
Oct-24	2.343	0.063
Nov-24	2.749	0.044
Dec-24	3.299	0.018
Jan-25	3.568	0.016
Feb-25	3.414	0.019
Mar-25	3.068	0.025
Apr-25	2.922	0.015
May-25	2.965	0.011
Jun-25	3.112	0.011
Jul-25	3.272	0.012
Aug-25	3.306	0.010
Sep-25	3.273	0.010
Oct-25	3.335	0.011
Nov-25	3.601	0.011
Dec-25	4.008	0.011
Jan-26	4.274	0.014
Feb-26	4.037	0.025
Mar-26	3.483	0.039
Apr-26	3.135	0.042
May-26	3.163	0.039
Jun-26	3.300	0.034
Jul-26	3.452	0.028
Aug-26	3.487	0.030
1 YR STRIP	3.020	0.026
2025	3.320	0.014

IN THE NEWS

Prices Edge Higher as Traders Eye Bullish EIA Report

Natural gas futures rise as traders await a crucial EIA storage report, eyeing a potential bullish market shift. EIA storage estimates range from 0 to 9 Bcf, with some predicting a rare midsummer draw that could tighten balances. Market sentiment turns bullish as money managers increase net long positions, anticipating stronger cooling demand. Key technical level at \$2.315 could trigger an acceleration toward \$2.461 if the bullish outlook continues. High-pressure systems boost natural gas demand across major U.S. regions, driving the market's bullish momentum. U.S. natural gas futures are gaining momentum as traders anticipate the Energy Information Administration's (EIA) weekly storage report, which is set to be released today at 14:30 GMT. Market expectations of increased demand are providing additional support,... For more info go to <https://tinyurl.com/3jhuvvdw>

Gas Prices Push Higher for Hotter Temps and Smaller Inventories

Sep Nymex natural gas (NGU24) on Wednesday closed up by +0.071 (+3.31%). Sep nat-gas prices on Wednesday rallied to a 3-week high on forecasts for hotter US weather that would boost nat-gas demand from electricity providers to run air conditioning. Forecaster Maxar Technologies said Wednesday that forecasts have shifted hotter in the eastern and southwestern parts of the US for August 24-28. Also boosting nat-gas prices on Wednesday is the outlook for Thursday's weekly EIA nat-gas inventories to climb well below seasonal averages, which could shrink current elevated US inventories. The consensus is that Thursday's weekly EIA nat-gas inventories will climb by +1 bcf, well below the five-year average for this time of year of +43 bcf. Last Monday, nat-gas prices tumbled to a 3-1/2 month ne... For more info go to <https://tinyurl.com/5bmh3p6c>

WTI Eyes \$77.25; WII Trendline Support Spark a Buy?

Oil prices rise slightly amid optimism over potential U.S. interest rate cuts. Concerns persist over sluggish global demand, particularly from China, dampening market sentiment. Geopolitical tensions, especially with Iran, add uncertainty to the energy market outlook. Oil prices rose slightly on Thursday, driven by optimism that potential U.S. interest rate cuts could stimulate economic activity and fuel demand. This followed a more than 1% drop on Wednesday, prompted by an unexpected rise in U.S. crude inventories and easing fears of broader conflict in the Middle East. Despite the recent uptick, concerns over sluggish global demand, particularly from China, continue to weigh on the market. The possibility of geopolitical tensions, particularly related to Iran, adds further uncertainty. T... For more info go to <https://tinyurl.com/4pbw6x4j>

**Prompt Natural Gas (NG)
Daily Sentiment**

BEARISH



RESISTANCE
2.282 & 2.345
SUPPORT
2.15 & 2.081

NATURAL GAS

Futures	Close
NG	\$2.219
Volume	62,739
Open Int.	161,669

Contact Us



Always on it

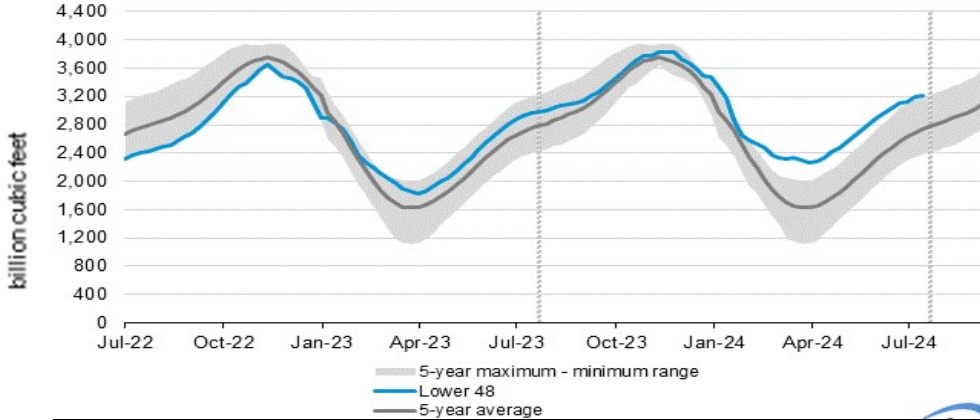
Mansfield Power & Gas
1025 Airport Pkwy
Gainesville, GA 30501
www.mansfield.energy

customer@mansfieldpowergas.com
Phone: (678) 207 - 3350

NATURAL GAS NEWS



WEEKLY GAS IN UNDERGROUND STORAGE WITH 5-YR RANGE



for week ending August 09, 2024 | Released: August 15, 2024 | Next Release: August 22, 2024

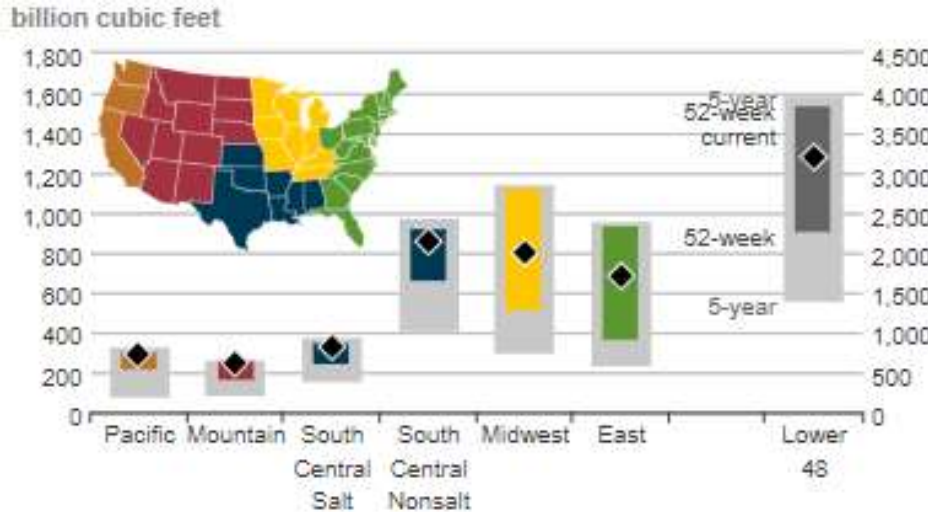
EIA Weekly Storage Actual and Surveys for

August 9, 2024

Released August 15, 2024

Range	-11 to 20
S&P Global	3
FX Street	43
Investing.com	43

UNDERGROUND WORKING NAT GAS STORAGE AS OF 08/02/2024



Total Working Gas In Storage

3264 BCF

-6 BCF (LAST WEEK)

209 BCF (LAST YEAR)

375 BCF (5-YEAR AVG)

U.S. Natural Gas Supply

Gas Week -

Average Daily Values (BCF/D):

Last Year (BCF/d)

Dry Production - 103.9

Total Supply - 109.6

Last Week (BCF/d)

Dry Production - 103.5

Total Supply - 110.7

[Next Report: August 14]

U.S. Natural Gas Demand

Gas Week -

Average Daily Values (BCF/D):

Last Year (BCF/d)

Power - 47.2

Total Demand - 103.2

Last Week (BCF/d)

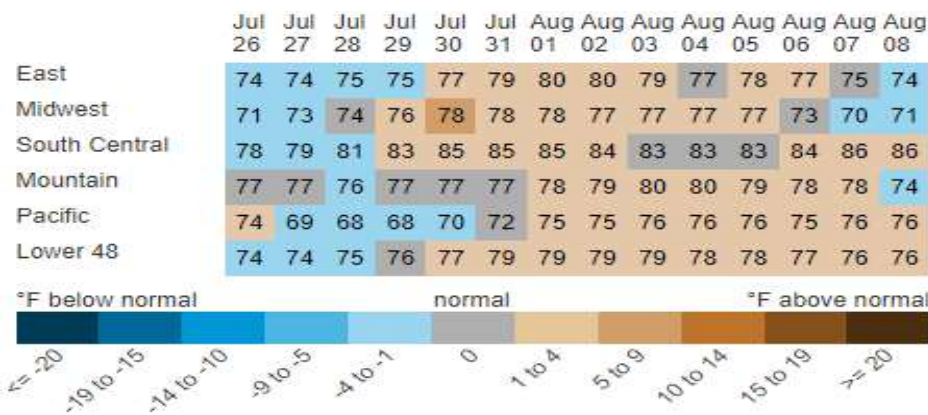
Power - 45.3

Total Demand - 102.0

[Next Report: August 14]

MANSFIELD EIA PREDICTION

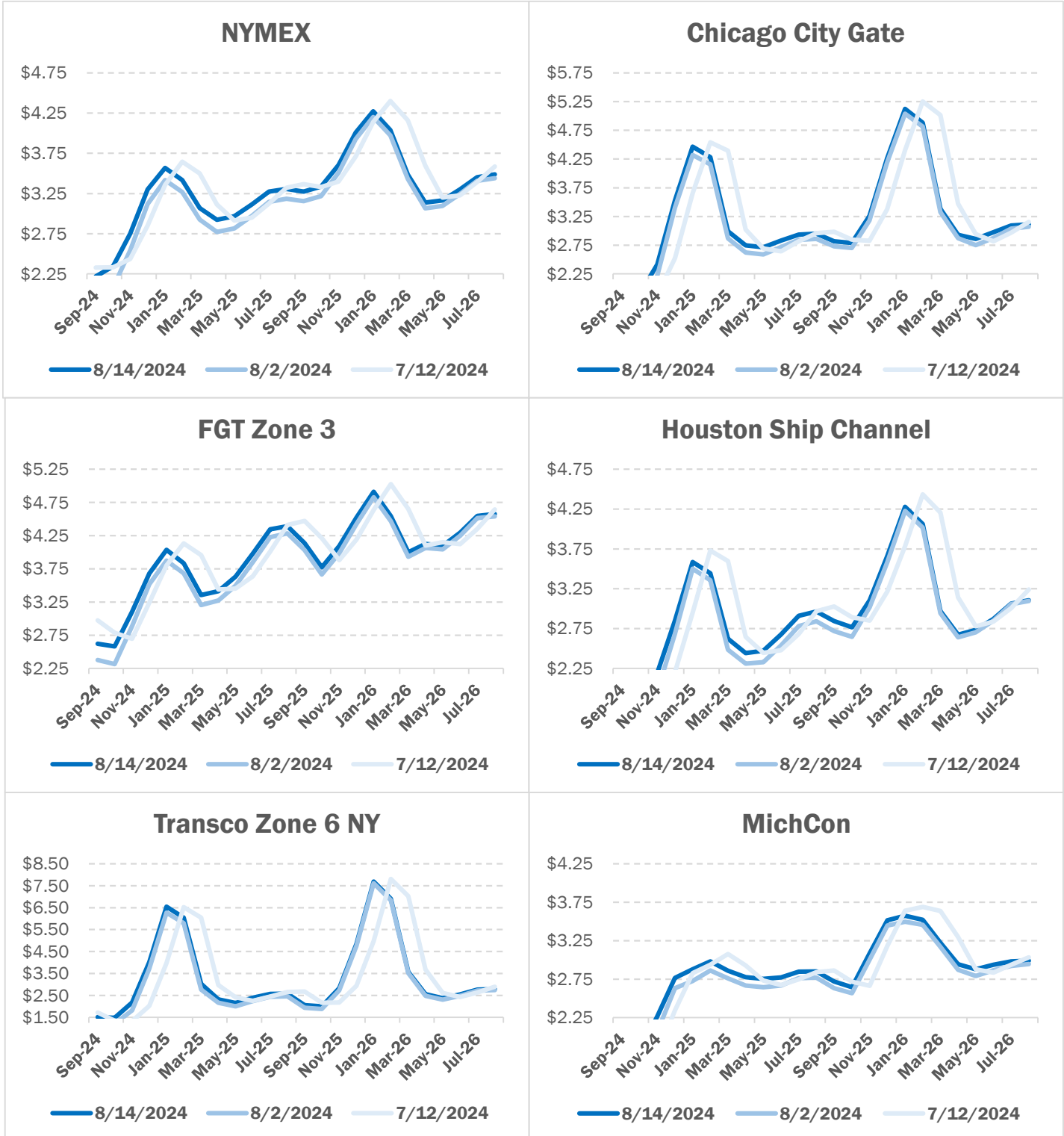
REGIONAL AVG TEMPERATURES AND DEPARTURE FROM NORMAL



NATURAL GAS NEWS



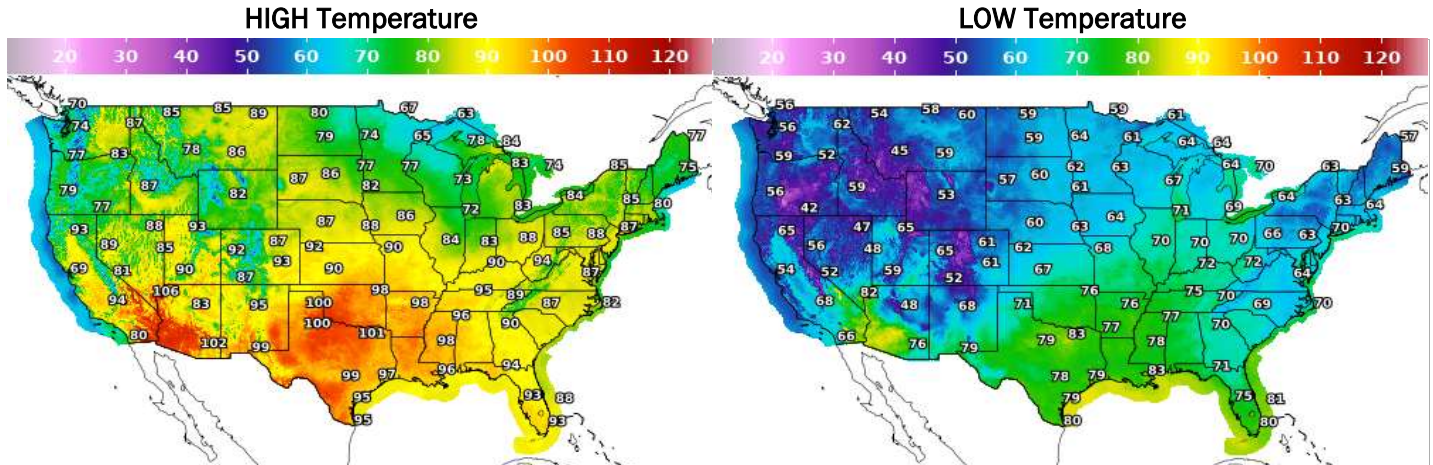
NATURAL GAS BASIS FUTURES



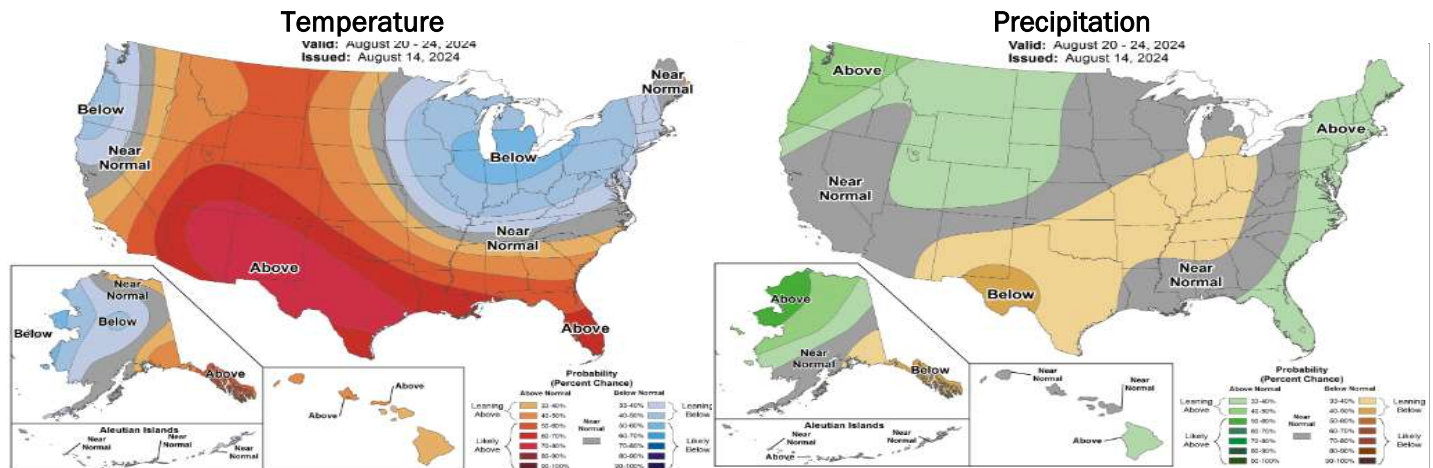
NATURAL GAS NEWS



WEATHER - HIGH / LOW TEMPERATURE - TOMORROW



WEATHER - 6 - 10 DAY OUTLOOK - NOAA



WEATHER - 8 - 14 DAY OUTLOOK - NOAA

