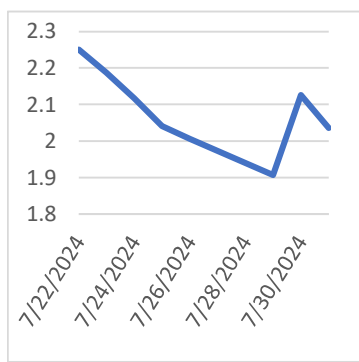


Thursday, August 1, 2024

### Last Week's Prompt NYMEX



### NYMEX NG Futures

Month	Close	Change
Sep-24	2.036	-0.090
Oct-24	2.162	-0.082
Nov-24	2.635	-0.063
Dec-24	3.192	-0.038
Jan-25	3.484	-0.037
Feb-25	3.329	-0.033
Mar-25	2.975	-0.020
Apr-25	2.809	-0.010
May-25	2.851	-0.008
Jun-25	3.006	-0.008
Jul-25	3.174	-0.012
Aug-25	3.211	-0.012
Sep-25	3.177	-0.012
Oct-25	3.239	-0.012
Nov-25	3.525	-0.010
Dec-25	3.939	-0.009
Jan-26	4.214	-0.010
Feb-26	3.989	-0.010
Mar-26	3.453	-0.007
Apr-26	3.092	-0.002
May-26	3.123	-0.005
Jun-26	3.270	-0.008
Jul-26	3.436	-0.012
Aug-26	3.469	-0.014
1 YR STRIP	2.905	-0.034
2025	3.227	-0.011

### IN THE NEWS

#### Futures Edge Up Pre-EIA Report, Bearish Fundamentals Loom

Natural gas futures inch higher as traders await EIA storage report; market poised for potential short-covering rally. Bearish fundamentals persist despite technical rebound hopes. Production levels above 102 Bcf/d fuel ongoing supply surplus concerns. Weather forecast: Hot high pressure to dominate US. Analysts predict EIA storage injection of 30-34 Bcf, slightly below 5-year average; market expectations lean towards +30 Bcf. U.S. natural gas futures are showing slight gains as traders anticipate the release of the weekly Energy Information Administration (EIA) storage report. The market is attempting to stabilize above Tuesday's closing price reversal bottom of \$1.991, which could potentially trigger a short-covering rally if sustained. At 12:51 GMT, Natural Gas futures are trading \$2.078, up \$0.042 or +2.06%. D... For more info go to <https://tinyurl.com/2cuvwz9j>

#### West Virginia gas production rises sharply during full month of MVP

Natural gas production in West Virginia has stepped up notably since long-term contracts on the new Mountain Valley Pipeline started July 1, while spreads between Appalachian Basin gas hubs and the new Transco station 165 price have narrowed toward the end of the month. MVP was placed into service June 14 and offered interruptible and short-term firm capacity for the rest of that month before long-term firm capacity obligations began July 1. Flows on the pipeline into its terminus at the Cherrystone interconnect with Transco averaged around 500 MMcf/d June 15-30 and picked up to almost 1 Bcf/d in July, Commodity Insights data showed. The extra flows have coincided with a sharp uptick in regional production, particularly in the West Virginia side of the Marcellus Shale. Production in the st... For more info go to <https://tinyurl.com/y722saxn>

#### Chart Analysis Shows Volatility Amid Market Sentiment Shift

Mixed signals in U.S. natural gas futures, with prices edging lower after Tuesday's short-covering rally. Tuesday's rally saw a bullish reversal pattern; however, Wednesday lacked sufficient buying pressure. Forecasts show rising cooling demand due to a heat wave, potentially driving up natural gas demand. Robust LNG export volumes and production levels above 102 Bcf/d are key market influencers. NatGasWeather predicts a cooling trend in 10-15 days, possibly capping significant upside moves. U.S. Natural Gas futures are displaying conflicting trends, with prices edging lower on Wednesday following Tuesday's short-covering rally. The market's reaction to recent developments has created a complex trading environment, demanding close attention from market participants. At 12:57 GMT, Natural G... For more info go to <https://tinyurl.com/47pdkxay>

### Prompt Natural Gas (NG) Daily Sentiment

BEARISH



RESISTANCE  
2.116 & 2.195  
SUPPORT  
1.99 & 1.943

### NATURAL GAS

Futures	Close
NG	\$2.036
Volume	63,845
Open Int.	384,632

### Contact Us



Always on it

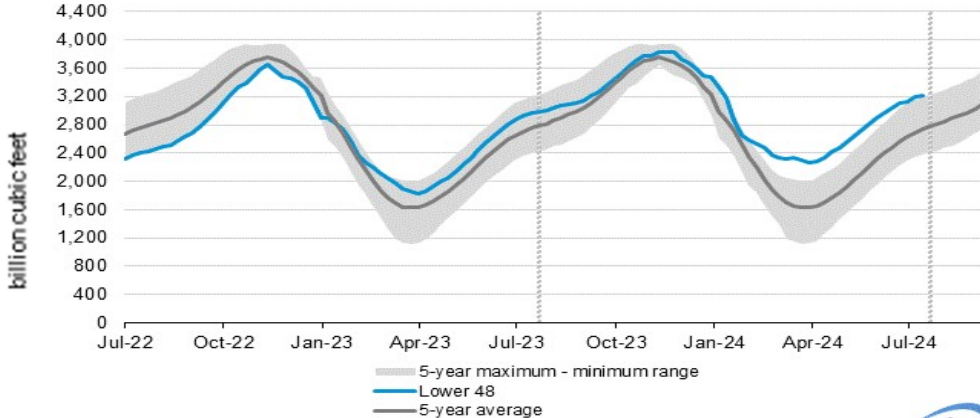
Mansfield Power & Gas  
1025 Airport Pkwy  
Gainesville, GA 30501  
[www.mansfield.energy](http://www.mansfield.energy)

customer@mansfieldpowergas.com  
Phone: (678) 207 - 3350

# NATURAL GAS NEWS



## WEEKLY GAS IN UNDERGROUND STORAGE WITH 5-YR RANGE



for week ending July 26, 2024 | Released: August 01, 2024 | Next Release: August 08, 2024

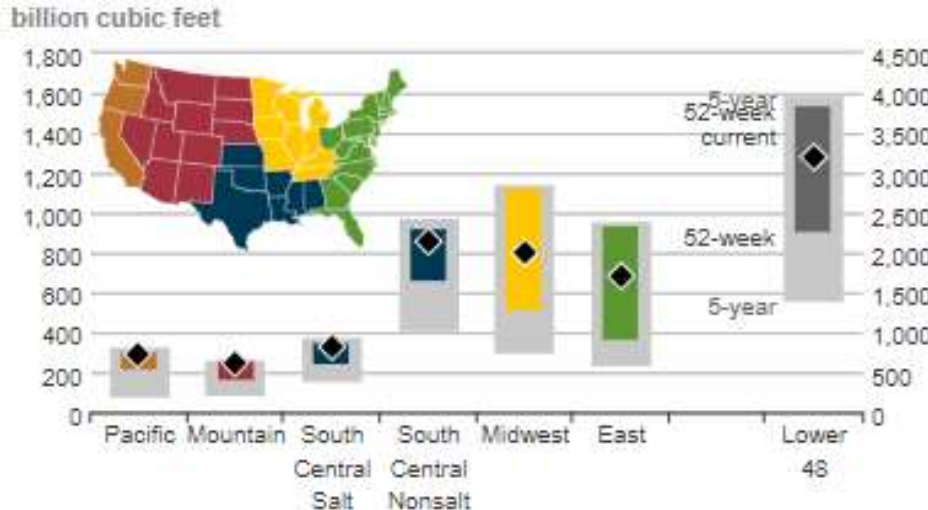
### EIA Weekly Storage Actual and Surveys for

July 26, 2024

Released August 01, 2024

Range	10 to 45
S&P Global	33
FX Street	31
Investing.com	31

## UNDERGROUND WORKING NAT GAS STORAGE AS OF 07/19/2024



### Total Working Gas In Storage

**3249 BCF**

18 BCF (LAST WEEK)

252 BCF (LAST YEAR)

441 BCF (5-YEAR AVG)

### U.S. Natural Gas Supply

#### Gas Week -

Average Daily Values (BCF/D):

Last Year (BCF/d)

Dry Production - 102.0

Total Supply - 107.6

Last Week (BCF/d)

Dry Production - 101.8

Total Supply - 108.4

[Next Report: August 01]

### U.S. Natural Gas Demand

#### Gas Week -

Average Daily Values (BCF/D):

Last Year (BCF/d)

Power - 47.6

Total Demand - 103.6

Last Week (BCF/d)

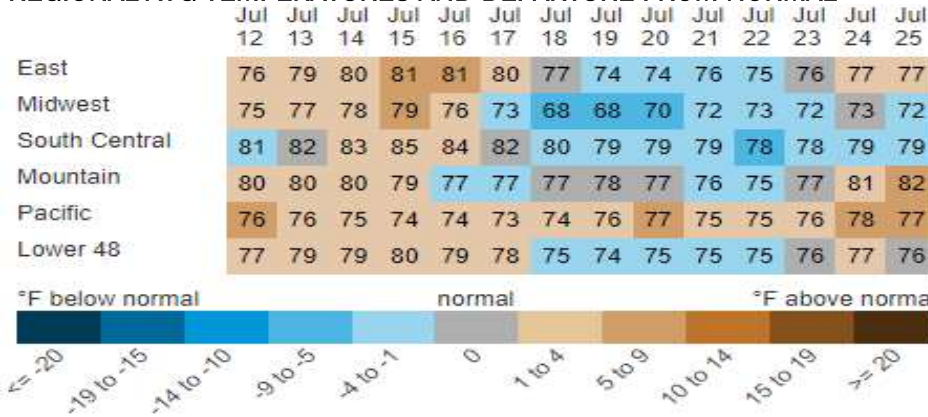
Power - 48.7

Total Demand - 103.2

[Next Report: August 01]

MANSFIELD EIA PREDICTION

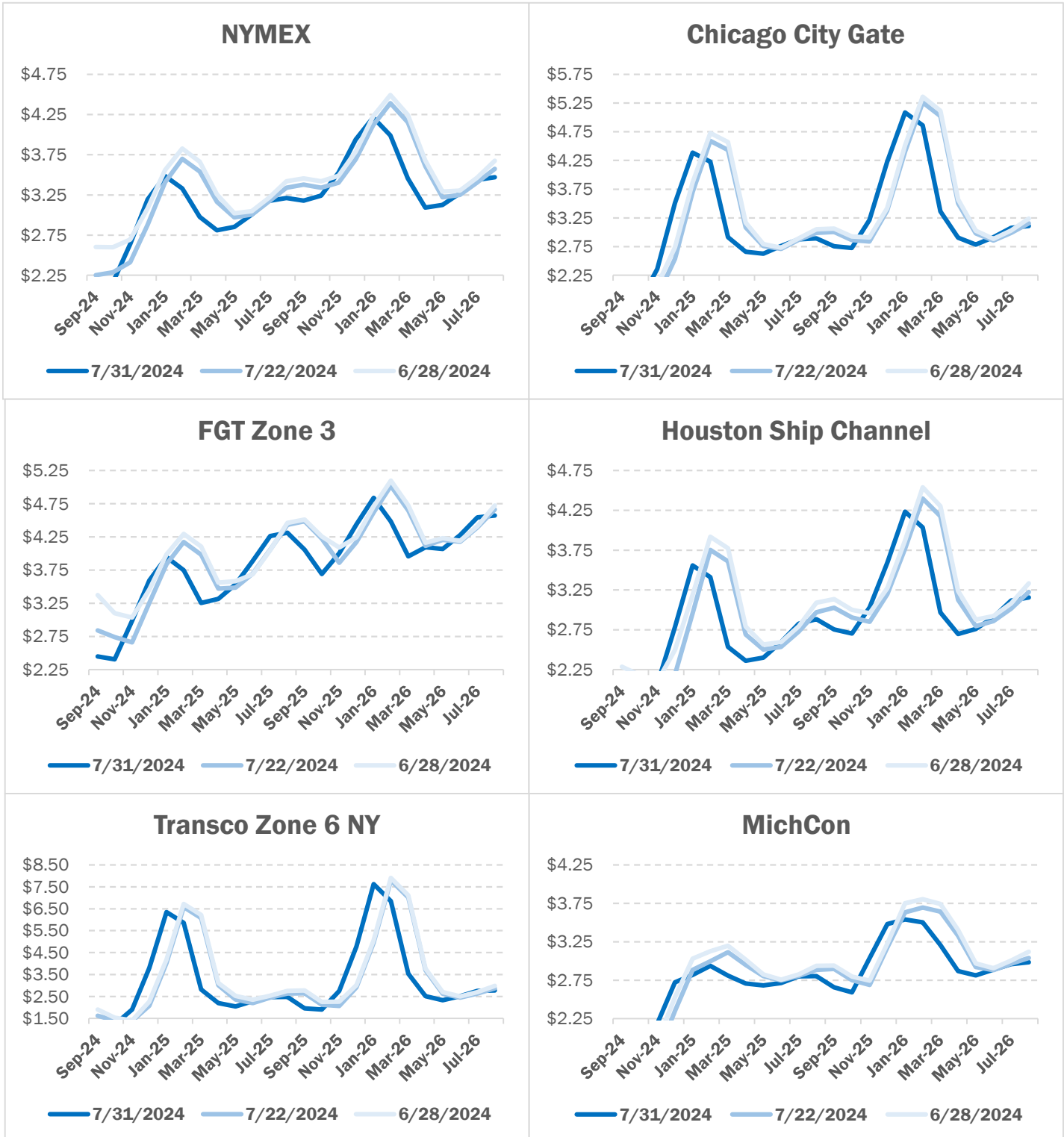
## REGIONAL AVG TEMPERATURES AND DEPARTURE FROM NORMAL



# NATURAL GAS NEWS



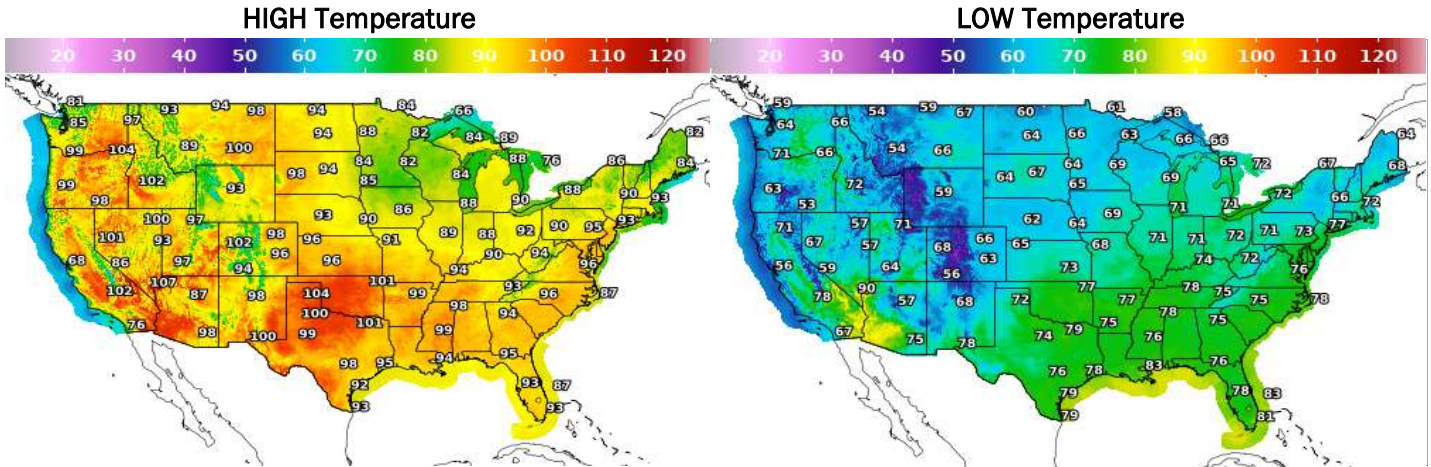
## NATURAL GAS BASIS FUTURES



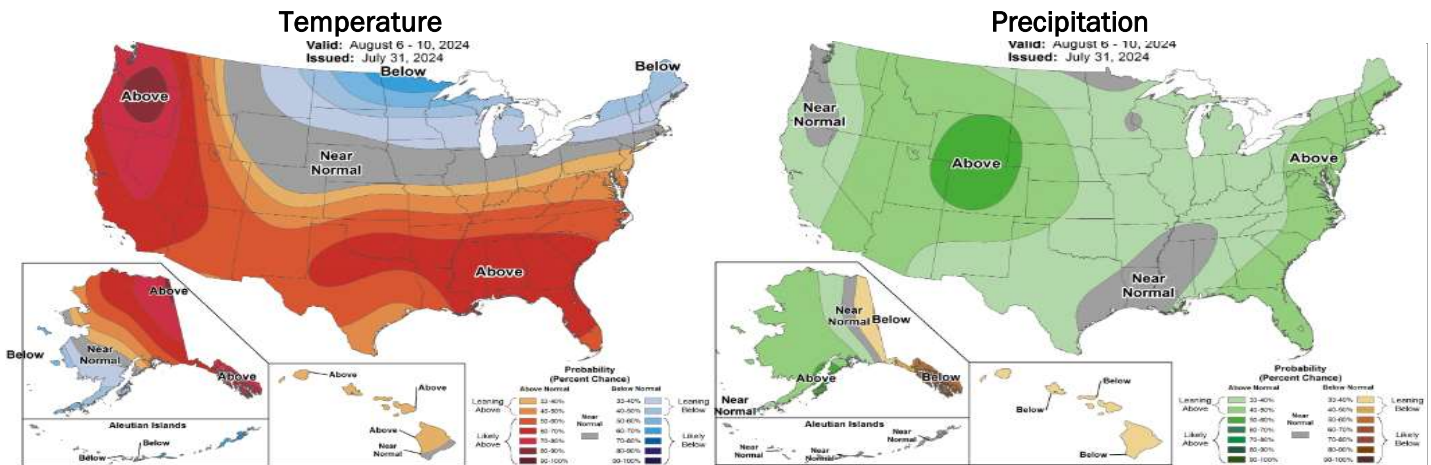
# NATURAL GAS NEWS



## WEATHER - HIGH / LOW TEMPERATURE - TOMORROW



## WEATHER - 6 - 10 DAY OUTLOOK - NOAA



## WEATHER - 8 - 14 DAY OUTLOOK - NOAA

