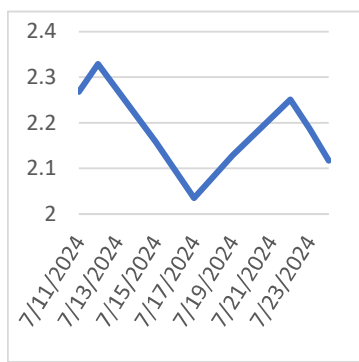


Thursday, July 25, 2024

Last Week's Prompt  
NYMEX



NYMEX NG Futures

Month	Close	Change
Aug-24	2.117	-0.070
Sep-24	2.158	-0.066
Oct-24	2.268	-0.077
Nov-24	2.725	-0.091
Dec-24	3.257	-0.092
Jan-25	3.546	-0.092
Feb-25	3.399	-0.086
Mar-25	3.040	-0.074
Apr-25	2.873	-0.055
May-25	2.917	-0.050
Jun-25	3.078	-0.048
Jul-25	3.263	-0.041
Aug-25	3.308	-0.036
Sep-25	3.270	-0.037
Oct-25	3.332	-0.037
Nov-25	3.635	-0.037
Dec-25	4.060	-0.041
Jan-26	4.332	-0.043
Feb-26	4.097	-0.039
Mar-26	3.549	-0.037
Apr-26	3.169	-0.029
May-26	3.202	-0.027
Jun-26	3.359	-0.025
Jul-26	3.532	-0.021
1 YR STRIP	2.887	-0.070
2025	3.310	-0.049

IN THE NEWS

**Futures Mixed as Traders Await EIA Storage Report**

Natural gas futures show mixed performance ahead of EIA storage report, pivoting around \$2.143 for direction. EIA storage report expected to show +13 Bcf build, influenced by cooling degree days and increased wind energy. High-pressure systems to drive temperatures into the 90s-100s, boosting natural gas demand across most of the US. EQT Corp. reaffirms 2024 sales volumes, signaling ongoing supply curtailments to balance the natural gas market. EQT CEO warns of "skyrocketing" prices if a fracing ban is implemented, stressing the impact on US production. Natural gas futures are showing mixed performance on Thursday as traders await the Energy Information Administration's (EIA) weekly storage report, scheduled for release at 14:30 GMT. The market is currently pivoting around \$2.143, a level that could determine the ... For more info go to <https://tinyurl.com/bdnr4em6>

**European Natural Gas Prices Fall as Freeport LNG Resumes Operations**

European natural gas prices fell sharply after the Freeport LNG export facility restarted operations. The restart of Freeport LNG eased concerns about supply shortages in Europe. European gas storage levels are high, reducing the risk of a gas crisis this winter. Europe's benchmark natural gas prices slumped on Monday to the lowest level in one week after the U.S. export facility Freeport LNG resumed some operations following a shutdown due to Hurricane Beryl earlier this month. The Dutch TTF Natural Gas Futures, the benchmark for Europe's gas trading, were down by 2.7% at \$34.09 (31.31 euros) per megawatt-hour (MWh) at 10:54 a.m. in Amsterdam on Monday. Last week, the supply disruptions from Freeport LNG and heat waves across a large part of Europe pushed up European natural gas prices. A... For more info go to <https://tinyurl.com/bdzzsyph>

**Production at 101 Bcf/d - Can Demand Catch Up?**

Natural gas futures fall for second consecutive session, erasing gains from previous three-day rally Production estimates steady at 101 Bcf/d, indicating abundant supply and putting downward pressure on prices Short-term outlook remains bearish despite choppy trading, with supply glut deterring higher summertime prices Natural gas futures are lower on Wednesday, continuing their downward trend for a second consecutive session. This decline follows a brief rally that saw the prompt month gain nearly 20 cents over three previous sessions. At 11:52 GMT, natural gas futures are trading \$2.128, down \$0.059 or -2.70%. Production estimates hold steady at around 101 Bcf/d, indicating abundant supply in the market. This high production level continues to be a key factor in pressuring prices downwar... For more info go to <https://tinyurl.com/3hmf4ynz>

Prompt Natural Gas (NG)  
Daily Sentiment

BEARISH



RESISTANCE  
2.198 & 2.237  
SUPPORT  
2.129 & 2.099

NATURAL GAS

Futures	Close
NG	\$2.117
Volume	18,589
Open Int.	27,590

Contact Us



Always on it

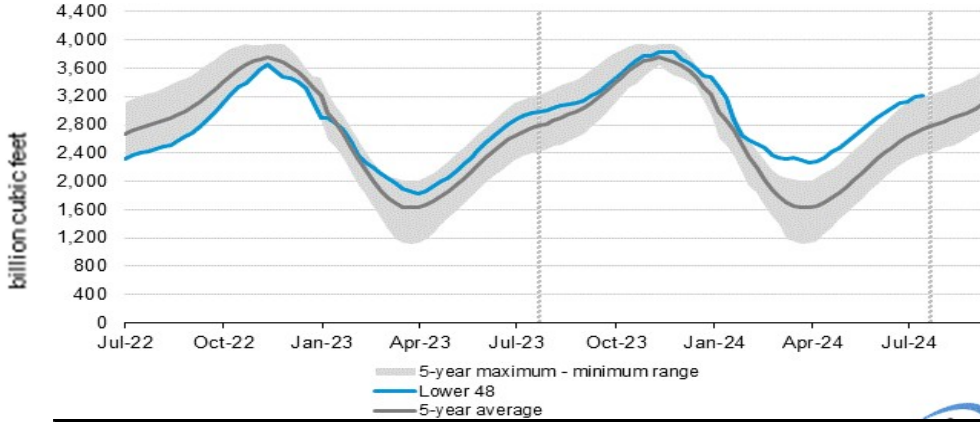
Mansfield Power & Gas  
1025 Airport Pkwy  
Gainesville, GA 30501  
[www.mansfield.energy](http://www.mansfield.energy)

customer@mansfieldpowergas.com  
Phone: (678) 207 - 3350

# NATURAL GAS NEWS



## WEEKLY GAS IN UNDERGROUND STORAGE WITH 5-YR RANGE



for week ending July 19, 2024 | Released: July 25, 2024 | Next Release: August 01, 2024

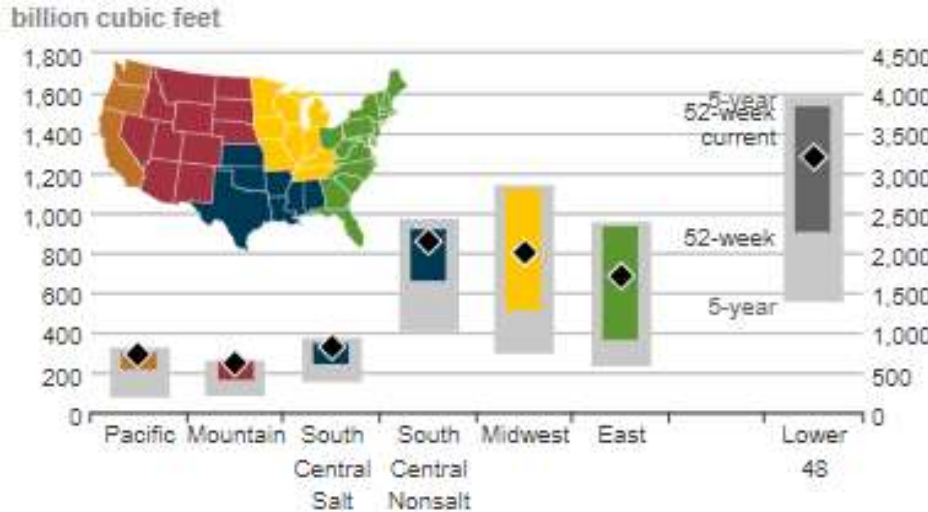
### EIA Weekly Storage Actual and Surveys for

July 19, 2024

Released July 25, 2024

Range	11 to 27
S&P Global	18
FX Street	22
Investing.com	22

## UNDERGROUND WORKING NAT GAS STORAGE AS OF 07/12/2024



### Total Working Gas In Storage

**3231 BCF**

22 BCF (LAST WEEK)

249 BCF (LAST YEAR)

456 BCF (5-YEAR AVG)

### U.S. Natural Gas Supply

#### Gas Week -

Average Daily Values (BCF/D):

Last Year (BCF/d)

Dry Production - 101.6

Total Supply - 107.6

Last Week (BCF/d)

Dry Production - 101.7

Total Supply - 108.8

[Next Report: July 25]

## REGIONAL AVG TEMPERATURES AND DEPARTURE FROM NORMAL

	Jul 05	Jul 06	Jul 07	Jul 08	Jul 09	Jul 10	Jul 11	Jul 12	Jul 13	Jul 14	Jul 15	Jul 16	Jul 17	Jul 18
East	80	80	79	80	80	80	77	76	79	80	81	81	81	78
Midwest	73	72	73	75	73	73	73	75	77	78	79	76	73	68
South Central	82	81	81	80	81	81	81	81	82	83	85	84	84	81
Mountain	74	75	74	75	77	78	79	80	80	80	79	77	78	80
Pacific	77	78	77	77	77	77	77	76	76	75	74	74	73	75
Lower 48	78	78	78	78	78	78	77	77	79	79	80	79	79	76

°F below normal: ≤ -20, -19 to -15, -14 to -10, -9 to -5, -4 to -1  
 normal: 0  
 °F above normal: 1 to 4, 5 to 9, 10 to 14, 15 to 19, ≥ 20

### U.S. Natural Gas Demand

#### Gas Week -

Average Daily Values (BCF/D):

Last Year (BCF/d)

Power - 48.1

Total Demand - 103.8

Last Week (BCF/d)

Power - 47.6

Total Demand - 102.6

[Next Report: July 25]

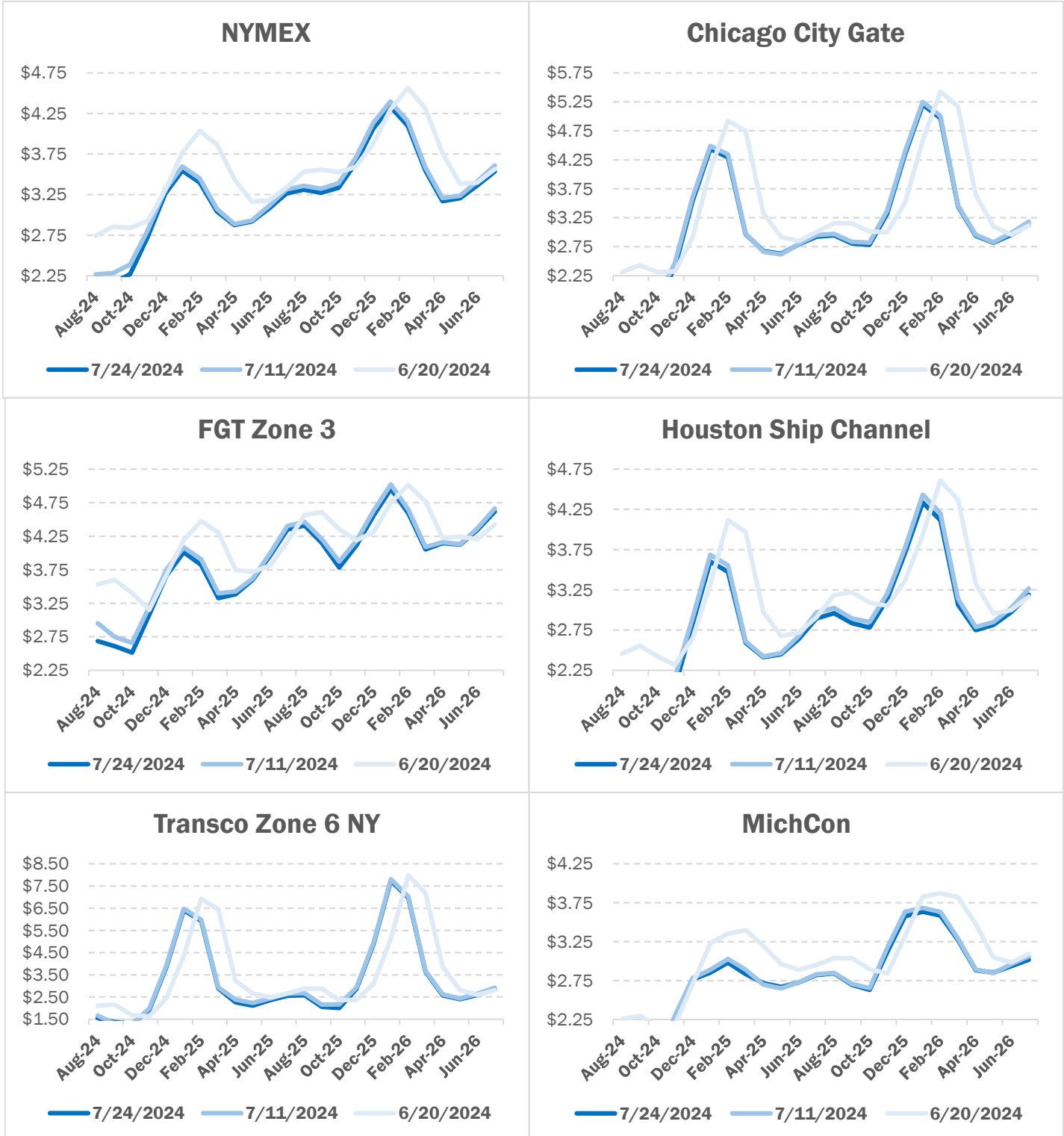
MANSFIELD EIA PREDICTION

**20**

# NATURAL GAS NEWS



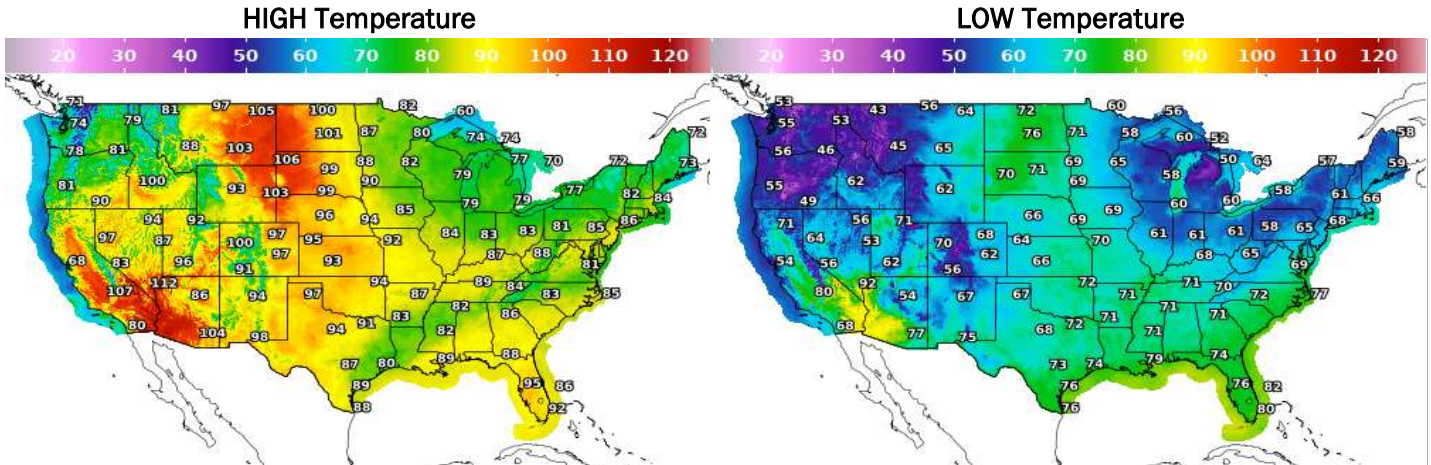
## NATURAL GAS BASIS FUTURES



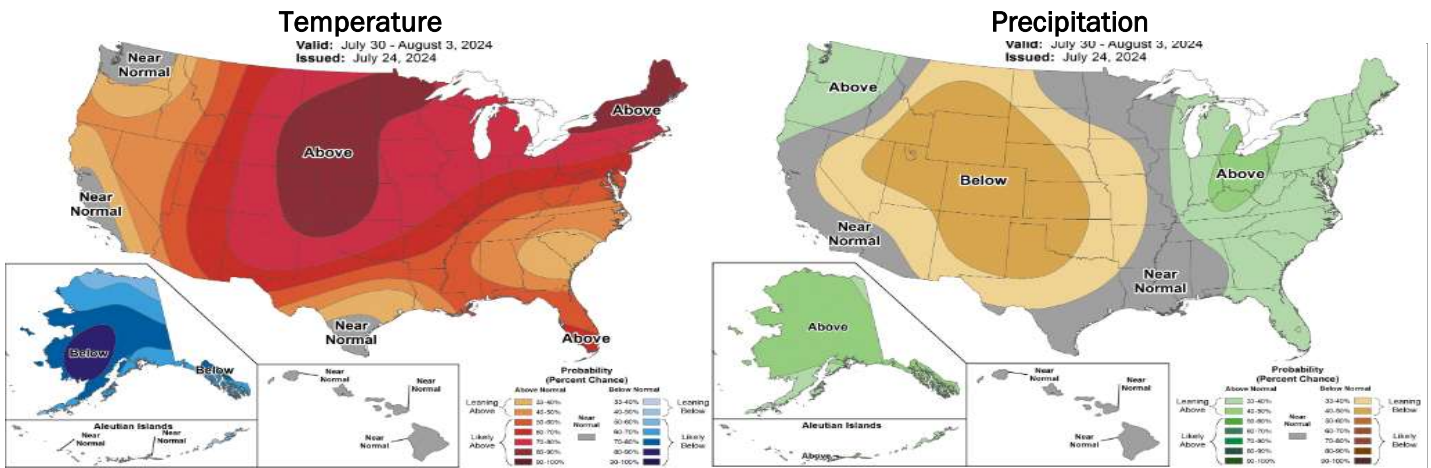
# NATURAL GAS NEWS



## WEATHER - HIGH / LOW TEMPERATURE - TOMORROW



## WEATHER - 6 - 10 DAY OUTLOOK - NOAA



## WEATHER - 8 - 14 DAY OUTLOOK - NOAA

