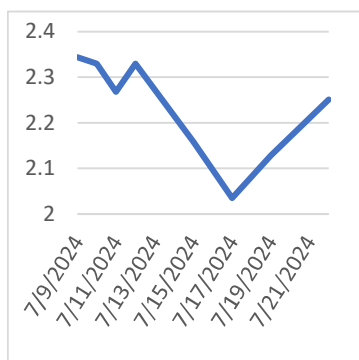


Tuesday, July 23, 2024

Last Week's Prompt NYMEX



NYMEX NG Futures

Month	Close	Change
Aug-24	2.251	0.123
Sep-24	2.286	0.121
Oct-24	2.409	0.113
Nov-24	2.877	0.103
Dec-24	3.407	0.092
Jan-25	3.698	0.084
Feb-25	3.539	0.076
Mar-25	3.162	0.065
Apr-25	2.968	0.060
May-25	3.006	0.060
Jun-25	3.167	0.055
Jul-25	3.338	0.046
Aug-25	3.376	0.043
Sep-25	3.338	0.042
Oct-25	3.399	0.041
Nov-25	3.693	0.042
Dec-25	4.118	0.050
Jan-26	4.392	0.050
Feb-26	4.153	0.048
Mar-26	3.609	0.044
Apr-26	3.219	0.042
May-26	3.248	0.042
Jun-26	3.403	0.038
Jul-26	3.572	0.031
1 YR STRIP	3.009	0.083
2025	3.400	0.053

IN THE NEWS

Freeport LNG Resumes, But Market Struggles with Supply-Demand

Natural gas futures dip as market grapples with supply-demand dynamics, retreating from Monday's 4.3% gain. Freeport LNG, the second-largest U.S. exporter, resumes operations, potentially adding 1.0 Bcfd to supply. U.S. natural gas production decreased by over 1 Bcf compared to last week, influencing recent price gains. Natural gas futures are edging lower on Tuesday, retreating from Monday's gains as the market continues to grapple with supply-demand dynamics. This downward movement comes after the August contract rose 4.3% to \$2.220 per million British thermal units (mmBtu) on Monday, marking the third consecutive session of gains at that time. At 13:03 GMT, Natural Gas Futures are trading \$2.199, down \$0.052 or -2.31%. Freeport LNG, the second-largest U.S. liquefied natural gas exporter, has resumed shipments f... For more info go to <https://tinyurl.com/swbx5dju>

Natural Gas Set to Grow from Long-Term Support

Recent inventory reports indicate a bullish outlook for natural gas prices. Recent inventory reports indicate a bullish outlook for natural gas prices. Historical price spikes and current technical formations indicate potential investment opportunities for long-term investors. Natural gas prices are trading near the baseline support, indicating that the price is still low. Natural gas is a crucial component of the global energy landscape, widely used for electricity generation, heating, and as a chemical feedstock. Its price is impacted by inventory levels, geopolitical events, and weather patterns, all of which have significant economic implications. Recent inventory reports indicate higher demand and suggest a bullish outlook for natural gas prices. This article presents the technical an... For more info go to <https://tinyurl.com/r43ussnc>

Azerbaijan In talks with Russia on Ukraine gas transit: Aliyev

Azerbaijan is in talks with Russia regarding gas transit via Ukraine having been approached by both Kyiv and the EU to help facilitate the potential extension of the Russia-Ukraine deal, President Ilham Aliyev said July 20. The five-year gas transit deal between Russia and Ukraine is due to expire at the end of 2024, impacting a number of countries that still import Russian gas via Ukraine, with Austria and Slovakia chief among them. "We've been approached by Ukrainian authorities and the EU to facilitate in prolongation of this contract," Aliyev told delegates at the Global Media Forum in the city of Shusha, Azerbaijan. "It seems that both sides are interested in that," Aliyev said, according to a transcript of his comments posted to the website of the president's office. "We are also in ... For more info go to <https://tinyurl.com/ycn98x6b>

Prompt Natural Gas (NG) Daily Sentiment

BEARISH



RESISTANCE
2.348 & 2.411
SUPPORT
2.205 & 2.069

NATURAL GAS

Futures	Close
NG	\$2.251
Volume	36,594
Open Int.	62,216

Contact Us



Always on it

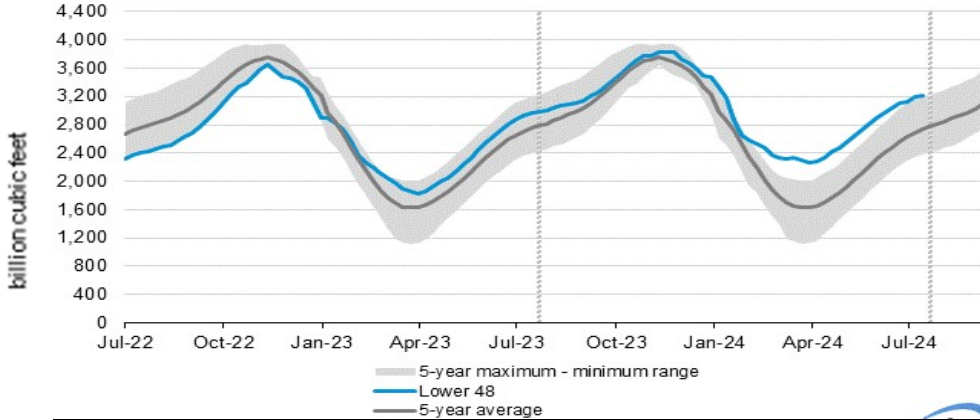
Mansfield Power & Gas
1025 Airport Pkwy
Gainesville, GA 30501
www.mansfield.energy

customer@mansfieldpowergas.com
Phone: (678) 207 - 3350

NATURAL GAS NEWS



WEEKLY GAS IN UNDERGROUND STORAGE WITH 5-YR RANGE



for week ending July 12, 2024 | Released: July 18, 2024 | Next Release: July 25, 2024

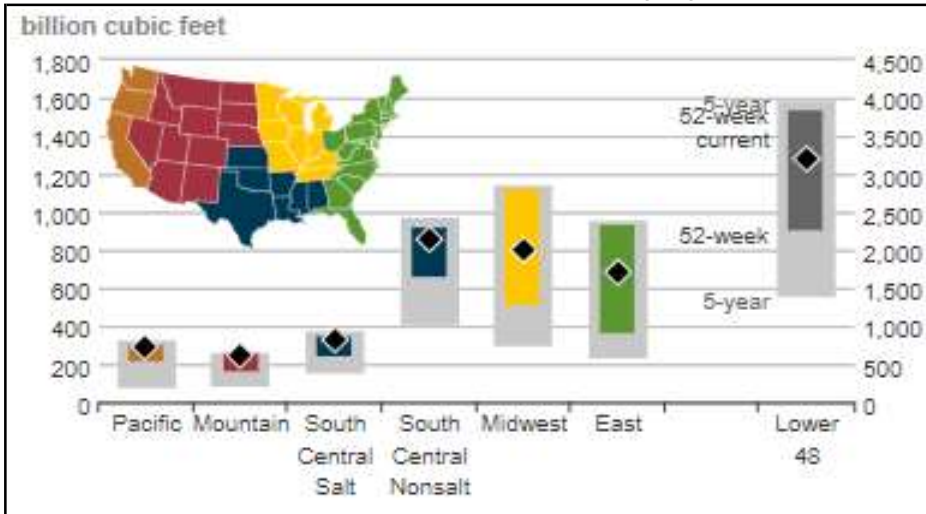
EIA Weekly Storage Actual and Surveys for

July 12, 2024

Released July 18, 2024

Range	1 to 49
S&P Global	27
FX Street	28
Investing.com	27

UNDERGROUND WORKING NAT GAS STORAGE AS OF 07/05/2024



Total Working Gas In Storage

3209 BCF

10 BCF (LAST WEEK)

250 BCF (LAST YEAR)

465 BCF (5-YEAR AVG)

U.S. Natural Gas Supply

Gas Week -

Average Daily Values (BCF/D):

Last Year (BCF/d)

Dry Production - 101.6

Total Supply - 107.6

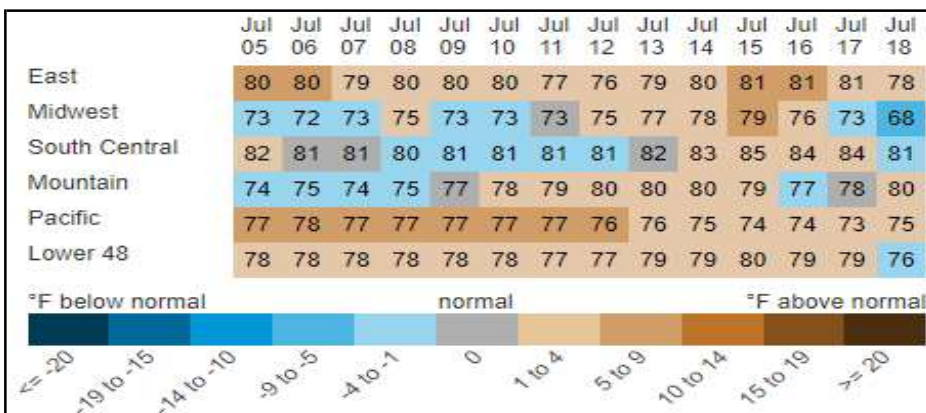
Last Week (BCF/d)

Dry Production - 101.7

Total Supply - 108.8

[Next Report: July 25]

REGIONAL AVG TEMPERATURES AND DEPARTURE FROM NORMAL



U.S. Natural Gas Demand

Gas Week -

Average Daily Values (BCF/D):

Last Year (BCF/d)

Power - 48.1

Total Demand - 103.8

Last Week (BCF/d)

Power - 47.6

Total Demand - 102.6

[Next Report: July 25]

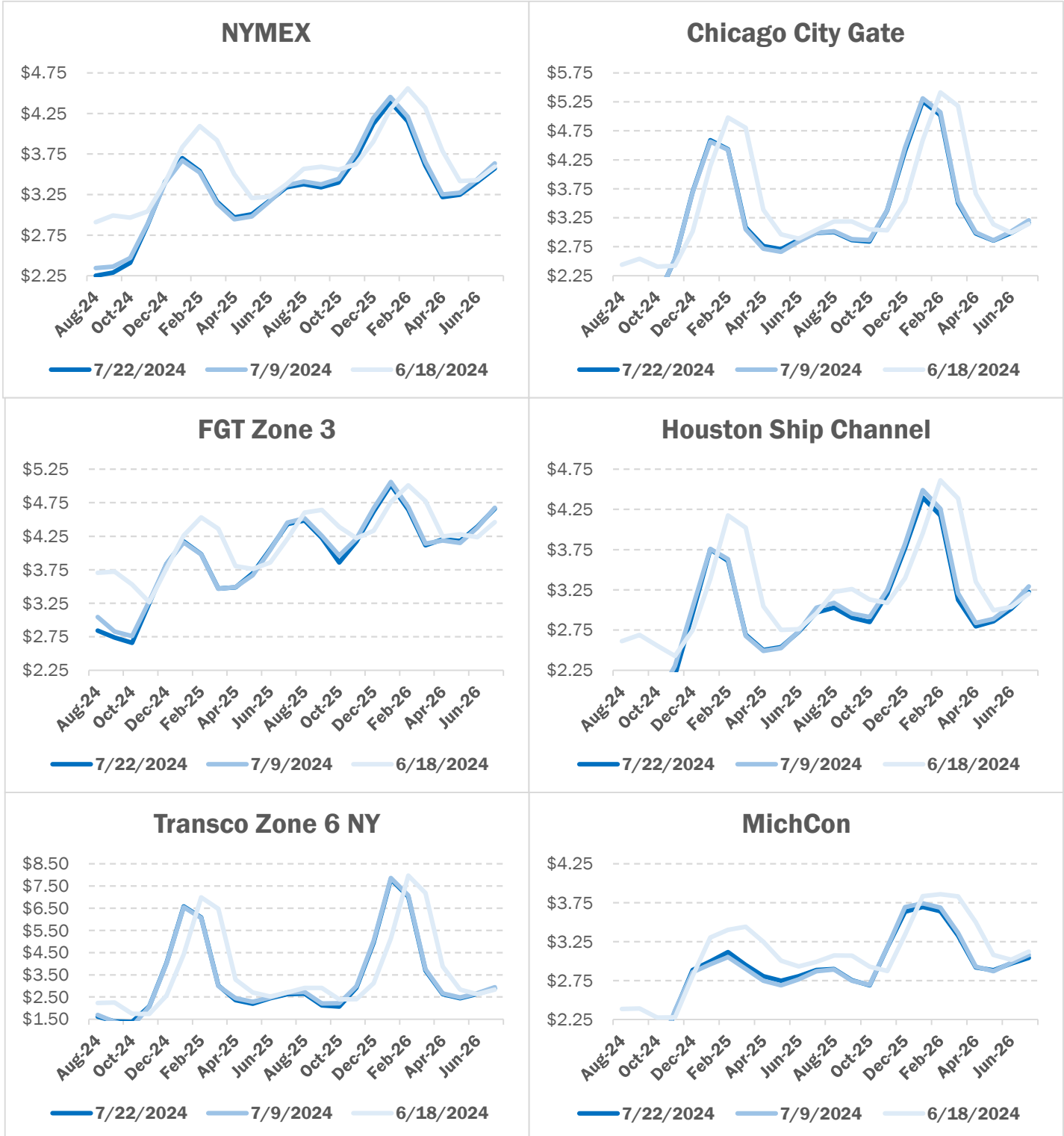
MANSFIELD EIA PREDICTION

27

NATURAL GAS NEWS



NATURAL GAS BASIS FUTURES



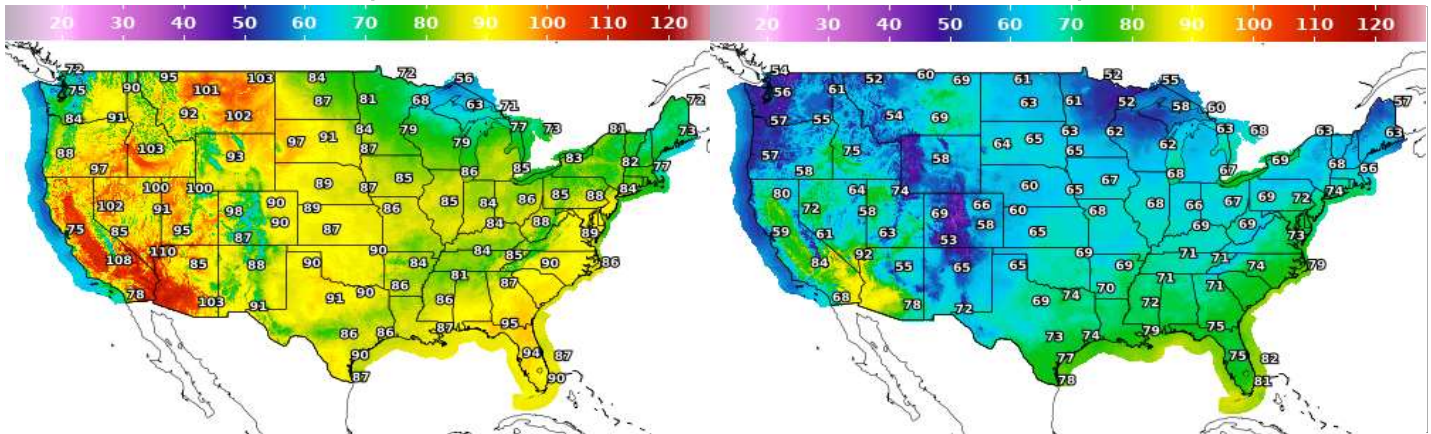
NATURAL GAS NEWS



WEATHER - HIGH / LOW TEMPERATURE - TOMORROW

HIGH Temperature

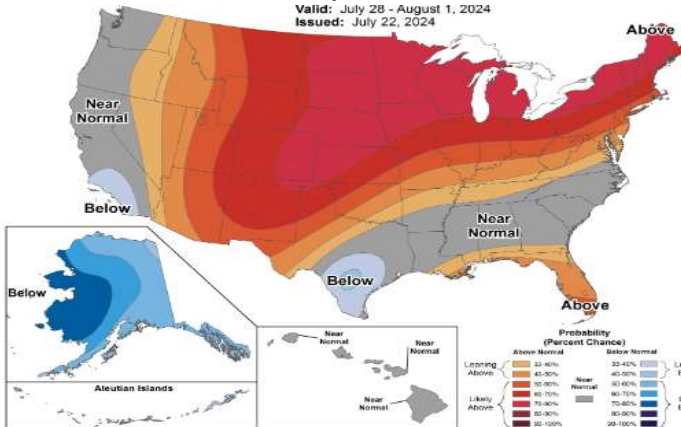
LOW Temperature



WEATHER - 6 - 10 DAY OUTLOOK - NOAA

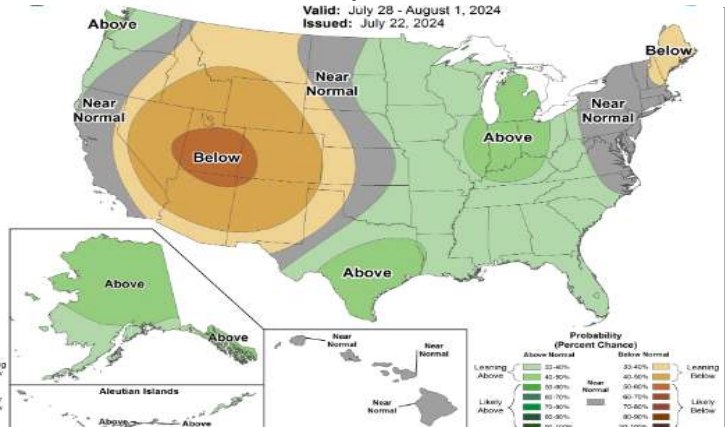
Temperature

Valid: July 28 - August 1, 2024
Issued: July 22, 2024



Precipitation

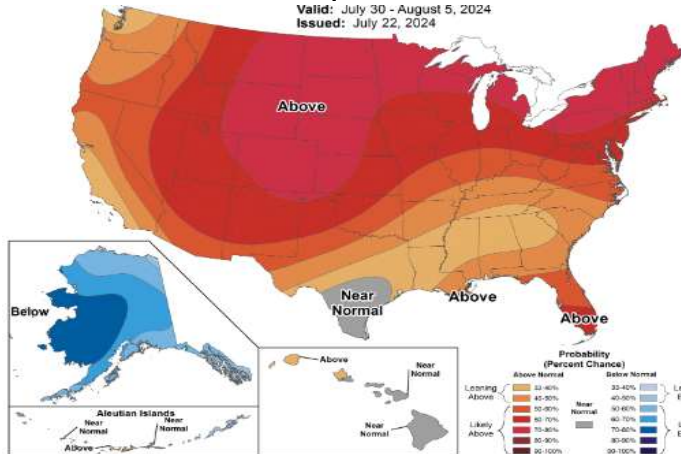
Valid: July 28 - August 1, 2024
Issued: July 22, 2024



WEATHER - 8 - 14 DAY OUTLOOK - NOAA

Temperature

Valid: July 30 - August 5, 2024
Issued: July 22, 2024



Precipitation

Valid: July 30 - August 5, 2024
Issued: July 22, 2024

