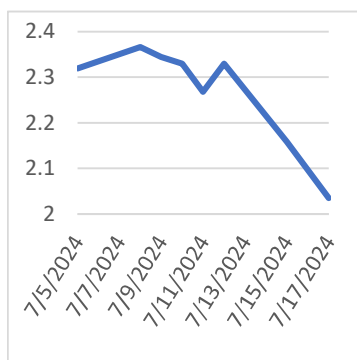


Thursday, July 18, 2024

Last Week's Prompt
NYMEX



NYMEX NG Futures

Month	Close	Change
Aug-24	2.035	-0.123
Sep-24	2.071	-0.107
Oct-24	2.201	-0.091
Nov-24	2.676	-0.074
Dec-24	3.219	-0.069
Jan-25	3.519	-0.067
Feb-25	3.374	-0.074
Mar-25	2.994	-0.074
Apr-25	2.804	-0.066
May-25	2.839	-0.069
Jun-25	3.004	-0.072
Jul-25	3.184	-0.083
Aug-25	3.230	-0.085
Sep-25	3.193	-0.086
Oct-25	3.260	-0.084
Nov-25	3.562	-0.096
Dec-25	3.981	-0.106
Jan-26	4.250	-0.106
Feb-26	4.022	-0.095
Mar-26	3.487	-0.075
Apr-26	3.121	-0.063
May-26	3.150	-0.067
Jun-26	3.309	-0.075
Jul-26	3.485	-0.087
1 YR STRIP	2.827	-0.081
2025	3.245	-0.083

IN THE NEWS

Market Awaits EIA Report with Bullish Indicators on the Rise

U.S. natural gas futures held relatively steady on Thursday, as traders anticipate the release of the weekly storage report from the Energy Information Administration (EIA). The market is poised for potential volatility, with fundamentals showing signs of a bullish shift despite Wednesday's significant sell-off. Natural gas production has dipped below the crucial 100 Bcf/d mark, a key threshold for market sentiment. This decline, coupled with Freeport LNG's preparations to increase production, could provide support for prices. Freeport LNG has nominated more feed gas, indicating a phased restart of its facility following damage from Hurricane Beryl. High pressure systems are dominating the western and southern United States, driving temperatures into the 90s and 100s in these regions. However, cooler conditions ar... For more info go to <https://www.fxempire.com/forecasts/article/natural-gas-news-market-awaits-eia-report-with-bullish-indicators-on-the-rise-1446964>

China's Natural Gas Production Surged In First Half of 2024

China's natural gas production increased by 6% in the first half of the year compared to the same period a year earlier as state companies are boosting domestic output with new field start-ups. Chinese natural gas production stood at 123.6 billion cubic meters (bcm) in January to June, up by 6% year-over-year, per data by China's National Bureau of Statistics (NBS) released on Monday. In June alone, China's natural gas production jumped by 9.6% compared to the same month of 2023, according to the official statistics data reported by the Xinhua news agency. Earlier this year, for example, state energy giant Sinopec started production at a natural gas field that has an annual capacity estimated at 2 billion cubic meters. The field, located in the province of Sichuan, has reserves estimated ... For more info go to <https://oilprice.com/Latest-Energy-News/World-News/Chinas-Natural-Gas-Production-Surged-in-First-Half-of-2024>

Natural gas prices set to trend lower as EU storages reach tank top

LNG and natural gas prices are expected to weaken as the EU's gas storage sits reach tank top during the third quarter, sources said. This downward trend is expected to be limited, however, supported by the need to attract a sustainable amount of imports in a tight LNG market. According to historical data from S&P Global Commodity Insights, after continuously falling from the highs of January 2023, the Dutch TTF front-month contract began to trend higher in June of the same year, albeit within volatile ranges. After trending higher, the contract peaked on Oct. 13, as Gas Infrastructure Europe data showed EU storage sites on that day were 97.69% full. In 2024, the instrument continued to weaken, and fluctuated within a more limited range between Eur22.9/MWh and Eur36/MWh. At the start of th... For more info go to <https://www.spglobal.com/commodityinsights/en/market-insights/latest-news/natural-gas/071524-natural-gas-prices-set-to-trend-lower-as-eu-storages-reach-tank-top>

Prompt Natural Gas (NG)
Daily Sentiment

BEARISH



RESISTANCE
2.178 & 2.286
SUPPORT
2.009 & 1.948

NATURAL GAS

Futures	Close
NG	\$2.035
Volume	84,297
Open Int.	127,733

Contact Us



Always on it

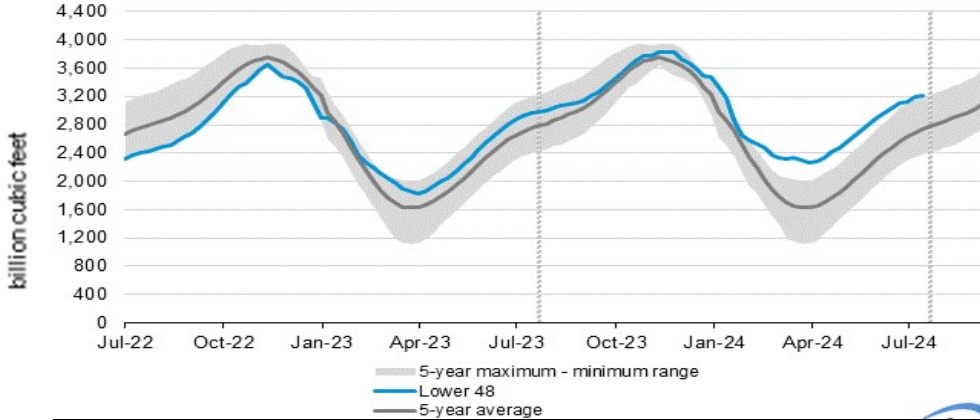
Mansfield Power & Gas
1025 Airport Pkwy
Gainesville, GA 30501
www.mansfield.energy

customer@mansfieldpowergas.com
Phone: (678) 207 - 3350

NATURAL GAS NEWS



WEEKLY GAS IN UNDERGROUND STORAGE WITH 5-YR RANGE



for week ending July 12, 2024 | Released: July 18, 2024 | Next Release: July 25, 2024

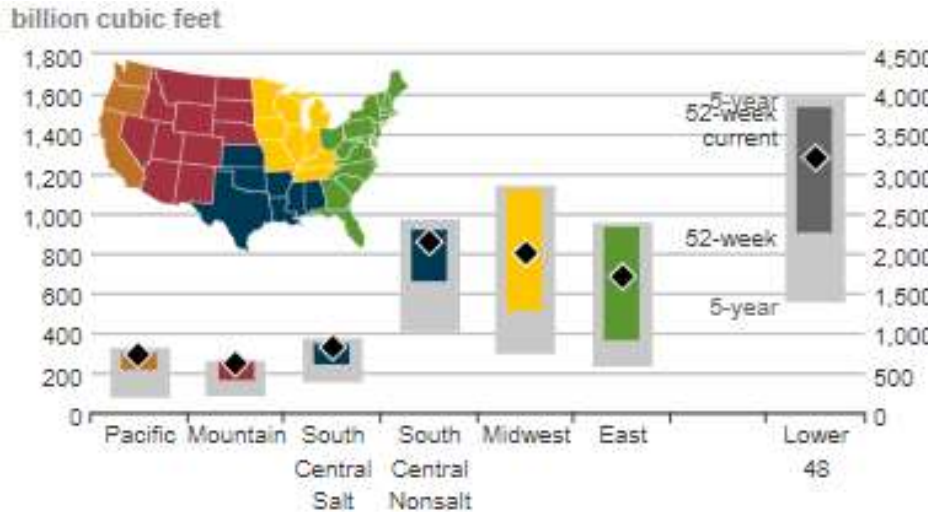
EIA Weekly Storage Actual and Surveys for

July 12, 2024

Released July 18, 2024

Range	1 to 49
S&P Global	27
FX Street	28
Investing.com	27

UNDERGROUND WORKING NAT GAS STORAGE AS OF 07/05/2024



Total Working Gas In Storage

3209 BCF

10 BCF (LAST WEEK)

250 BCF (LAST YEAR)

465 BCF (5-YEAR AVG)

U.S. Natural Gas Supply

Gas Week -

Average Daily Values (BCF/D):

Last Year (BCF/d)

Dry Production - 103.0

Total Supply - 108.4

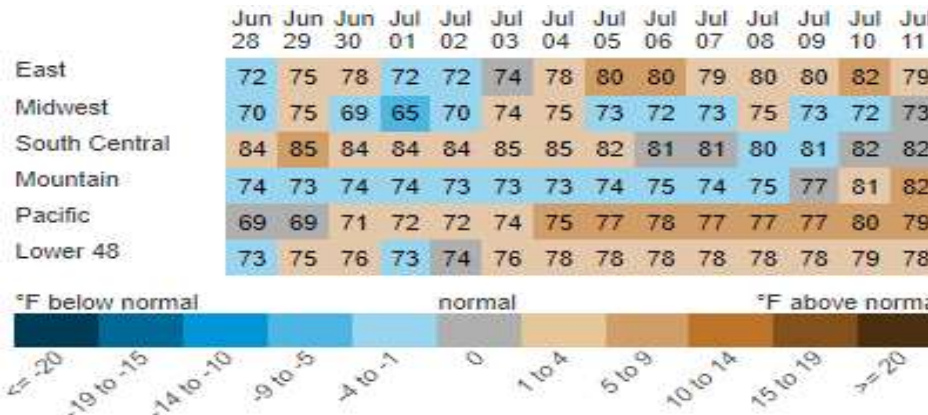
Last Week (BCF/d)

Dry Production - 101.4

Total Supply - 107.7

[Next Report: July 18]

REGIONAL AVG TEMPERATURES AND DEPARTURE FROM NORMAL



U.S. Natural Gas Demand

Gas Week -

Average Daily Values (BCF/D):

Last Year (BCF/d)

Power - 44.3

Total Demand - 100.5

Last Week (BCF/d)

Power - 43.0

Total Demand - 98.0

[Next Report: July 18]

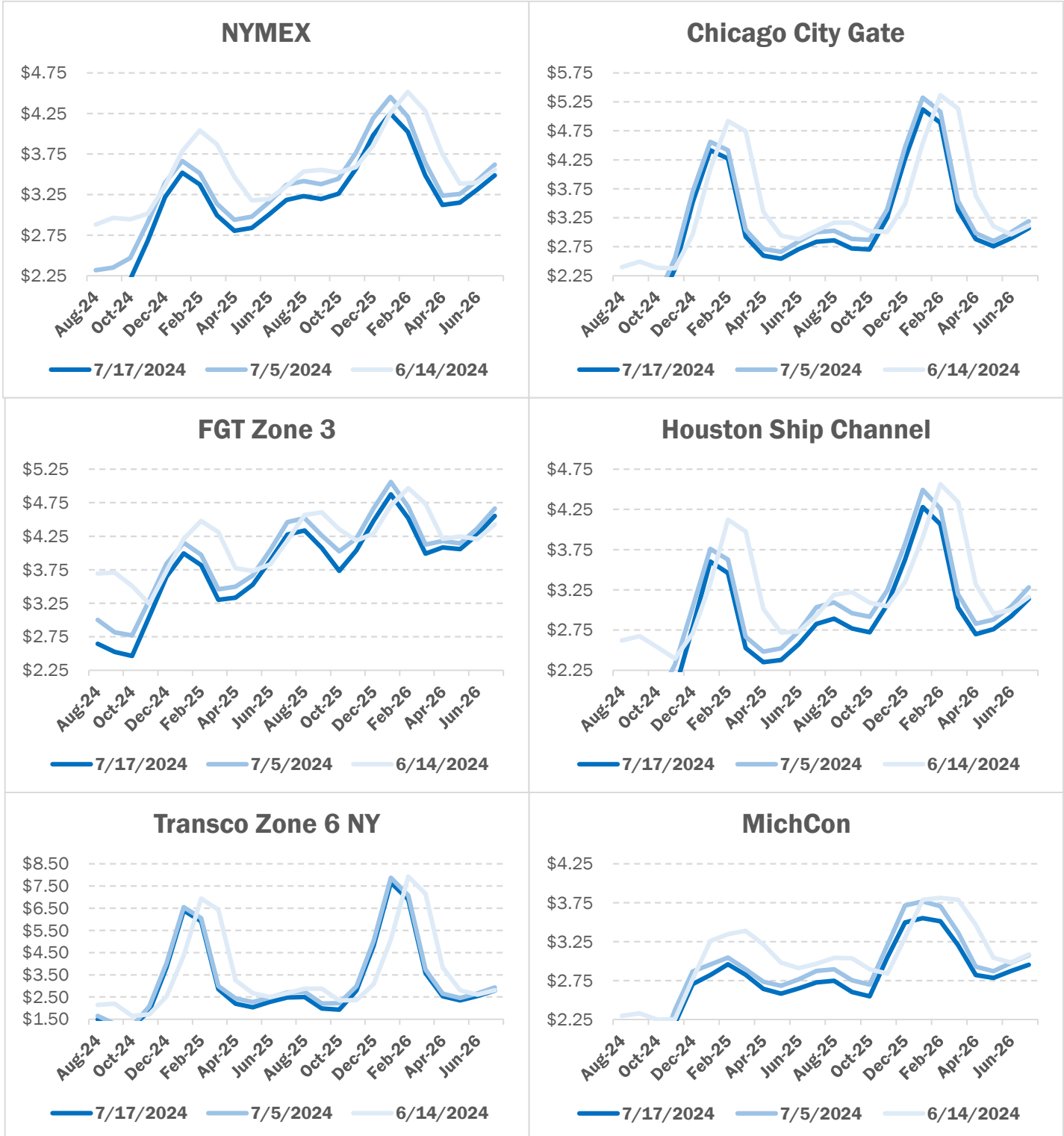
MANSFIELD EIA PREDICTION

27

NATURAL GAS NEWS



NATURAL GAS BASIS FUTURES

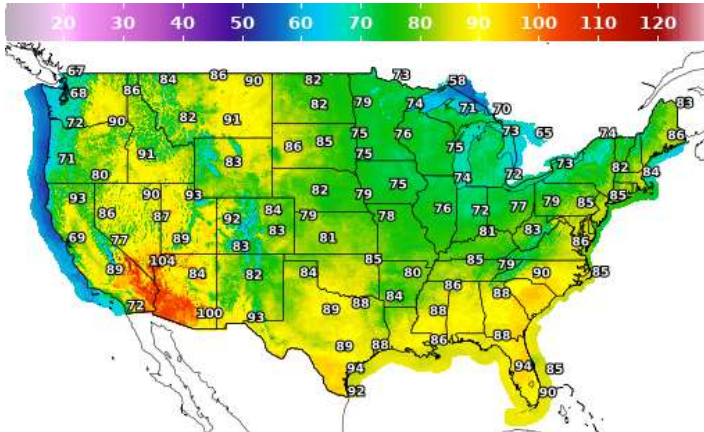


NATURAL GAS NEWS

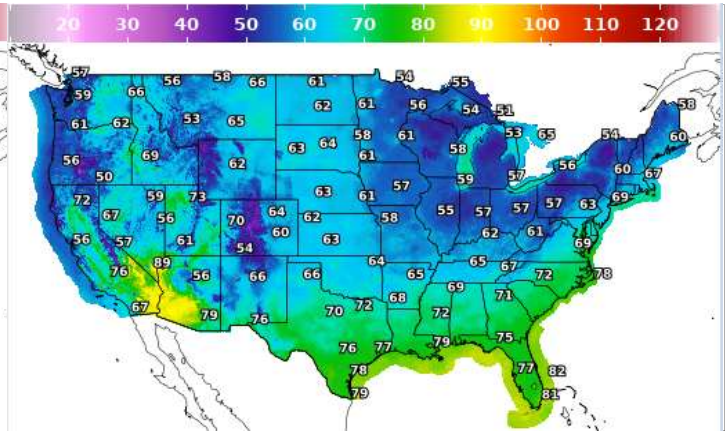


WEATHER - HIGH / LOW TEMPERATURE - TOMORROW

HIGH Temperature



LOW Temperature

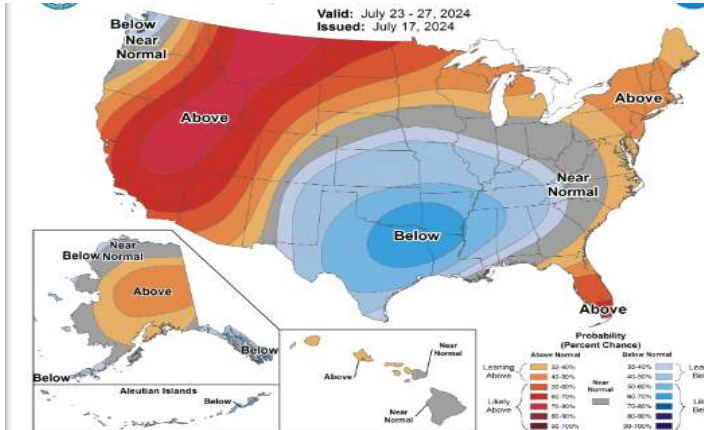


WEATHER - 6 - 10 DAY OUTLOOK - NOAA

Temperature

Valid: July 23 - 27, 2024

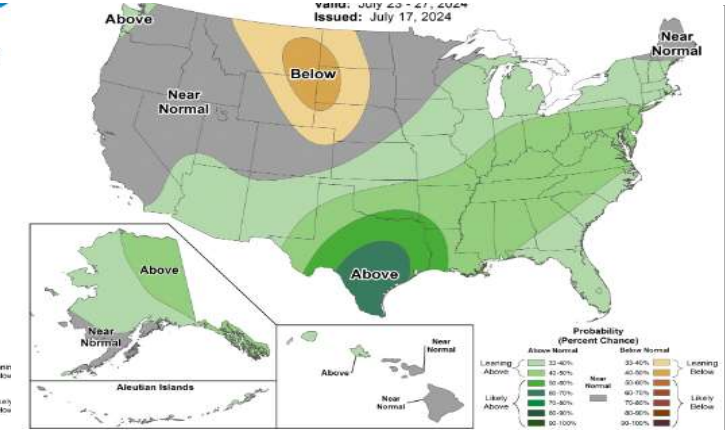
Issued: July 17, 2024



Precipitation

Valid: July 23 - 27, 2024

Issued: July 17, 2024

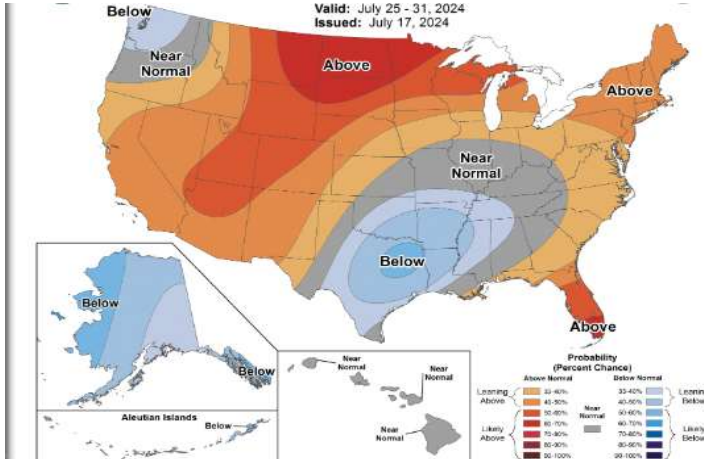


WEATHER - 8 - 14 DAY OUTLOOK - NOAA

Temperature

Valid: July 25 - 31, 2024

Issued: July 17, 2024



Precipitation

Valid: July 25 - 31, 2024

Issued: July 17, 2024

