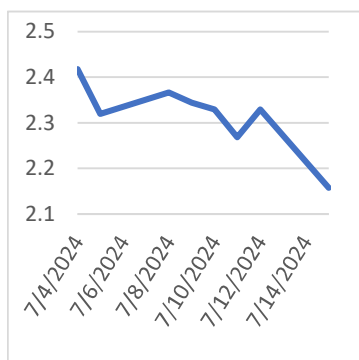


Tuesday, July 16, 2024

Last Week's Prompt NYMEX



NYMEX NG Futures

Month	Close	Change
Aug-24	2.158	-0.171
Sep-24	2.178	-0.153
Oct-24	2.292	-0.142
Nov-24	2.750	-0.099
Dec-24	3.288	-0.069
Jan-25	3.586	-0.058
Feb-25	3.448	-0.051
Mar-25	3.068	-0.045
Apr-25	2.870	-0.042
May-25	2.908	-0.041
Jun-25	3.076	-0.048
Jul-25	3.267	-0.052
Aug-25	3.315	-0.050
Sep-25	3.279	-0.050
Oct-25	3.344	-0.052
Nov-25	3.658	-0.052
Dec-25	4.087	-0.050
Jan-26	4.356	-0.045
Feb-26	4.117	-0.041
Mar-26	3.562	-0.033
Apr-26	3.184	-0.014
May-26	3.217	-0.007
Jun-26	3.384	-0.008
Jul-26	3.572	-0.012
1 YR STRIP	2.907	-0.081
2025	3.326	-0.048

IN THE NEWS

How Long Will "Sell the Rally" Dominate the Market?

Surprise higher weekly close in natural gas sparks short-covering potential, but bearish fundamentals persist amid high storage and oversupply concerns. Natural gas reverses late despite new contract low, leaving traders cautious as bearish outlook clashes with potential technical bounce. Unexpected price reversal in natural gas market sets stage for volatility as traders weigh technical signals against persistent oversupply. The natural gas market experienced a tumultuous week, with prices declining for most of the period before unexpectedly closing higher on the weekly chart. This technical closing price reversal bottom caught traders off-guard, potentially setting the stage for a short-covering rally. However, given the overwhelmingly bearish fundamentals, this move may not necessarily signal a change in the ov... For more info go to <https://tinyurl.com/38vhtssz>

Gas falls out of bed on Monday with China's growth slowing down

Natural Gas dips lower at the start of the week on the EU Gas storage report. Chinese economic numbers are deteriorating again, easing Gas demand. The US Dollar index trades choppy on the back of Trump's shooting over the weekend. Natural Gas price (XNG/USD) slides lower in a mixture of bearish elements where China's Gross Domestic Product fell to 4.7% against 5.1% expected, while Germany's gas storage percentage is above 85%, ahead of target. Traders betting on higher Gas prices are facing substantial losses despite their bets on the delay in the reopening of the Texas Freeport plant. The Liquefied Natural Gas (LNG) plant is still not producing, taking longer to start after it closed last week because Hurricane Beryl passed through the area. Meanwhile, the US Dollar Index (DXY), which tra... For more info go to <https://tinyurl.com/5ybr8yt2>

Freeport LNG Outage Prolongs Market Pressure

Natural gas futures face downward pressure with August Nymex contract declining sharply early Monday. Freeport LNG terminal outage continues, dashing hopes for a weekend restart and weakening prices. Forecast models show moderated heat for Lower 48, reducing demand and further pressuring prices. Natural gas futures faced downward pressure in early trading Monday, with the August Nymex contract declining sharply. This drop comes despite an unexpected higher close last week, highlighting the market's ongoing bearish sentiment. At 13:19 GMT, Natural Gas futures are trading \$2.218, down \$0.111 or -4.77%. The extended outage at the Freeport liquefied natural gas terminal on the Texas coast remains a key bearish factor. Hopes for a weekend restart were dashed, contributing to Monday's price weak... For more info go to <https://tinyurl.com/3pm8bdkr>

Prompt Natural Gas (NG) Daily Sentiment

BEARISH



RESISTANCE
2.252 & 2.327
SUPPORT
2.135 & 2.093

NATURAL GAS

Futures	Close
NG	\$2.158
Volume	36,443
Open Int.	149,792

Contact Us



Always on it

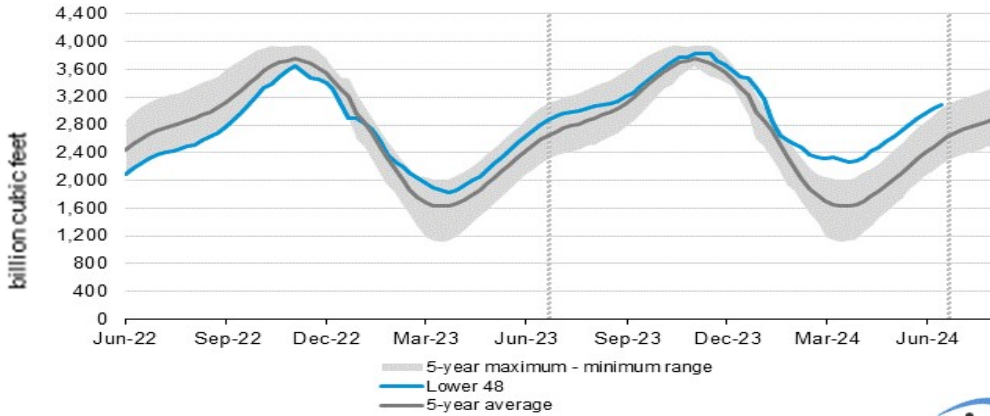
Mansfield Power & Gas
1025 Airport Pkwy
Gainesville, GA 30501
www.mansfield.energy

customercare@mansfieldpowergas.com
Phone: (678) 207 - 3350

NATURAL GAS NEWS



WEEKLY GAS IN UNDERGROUND STORAGE WITH 5-YR RANGE



for week ending July 05, 2024 | Released: July 11, 2024 | Next Release: July 18, 2024

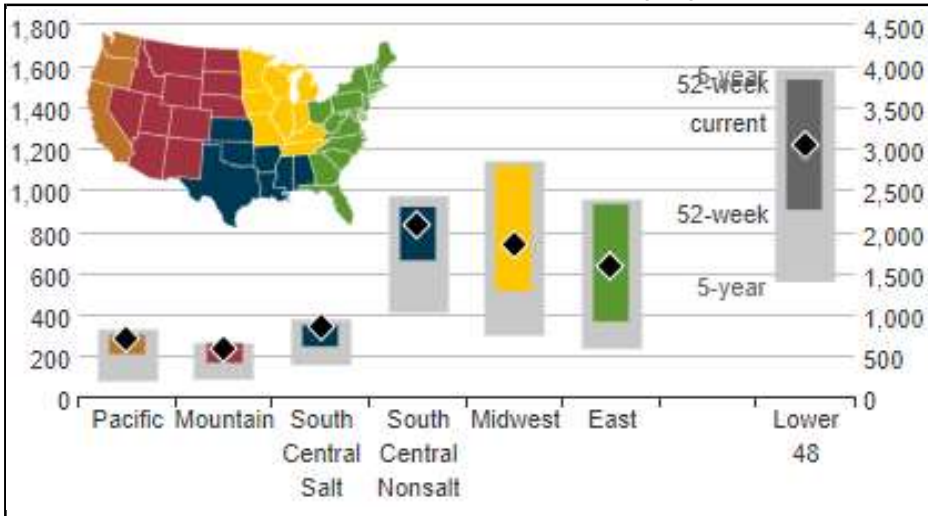
EIA Weekly Storage Actual and Surveys for

July 5, 2024

Released July 11, 2024

Range	47 to 68
S&P Global	56
FX Street	56
Investing.com	56

UNDERGROUND WORKING NAT GAS STORAGE AS OF 04/05/2024



Total Working Gas In Storage

3199 BCF

65 BCF (LAST WEEK)

283 BCF (LAST YEAR)

504 BCF (5-YEAR AVG)

U.S. Natural Gas Supply

Gas Week -

Average Daily Values (BCF/D):

Last Year (BCF/d)

Dry Production - 103.0

Total Supply - 108.4

Last Week (BCF/d)

Dry Production - 101.4

Total Supply - 107.7

[Next Report: July 18]

REGIONAL AVG TEMPERATURES AND DEPARTURE FROM NORMAL

	Jun 28	Jun 29	Jun 30	Jul 01	Jul 02	Jul 03	Jul 04	Jul 05	Jul 06	Jul 07	Jul 08	Jul 09	Jul 10	Jul 11
East	72	75	78	72	72	74	78	80	80	79	80	80	82	79
Midwest	70	75	69	65	70	74	75	73	72	73	75	73	72	73
South Central	84	85	84	84	84	85	85	82	81	81	80	81	82	82
Mountain	74	73	74	74	73	73	73	74	75	74	75	77	81	82
Pacific	69	69	71	72	72	74	75	77	78	77	77	77	80	79
Lower 48	73	75	76	73	74	76	78	78	78	78	78	78	79	78

*F below normal normal *F above normal

<-20 -19 to -15 -14 to -10 -9 to -5 -4 to -1 0 1 to 4 5 to 9 10 to 14 15 to 19 >= 20

U.S. Natural Gas Demand

Gas Week -

Average Daily Values (BCF/D):

Last Year (BCF/d)

Power - 44.3

Total Demand - 100.5

Last Week (BCF/d)

Power - 43.0

Total Demand - 98.0

[Next Report: July 18]

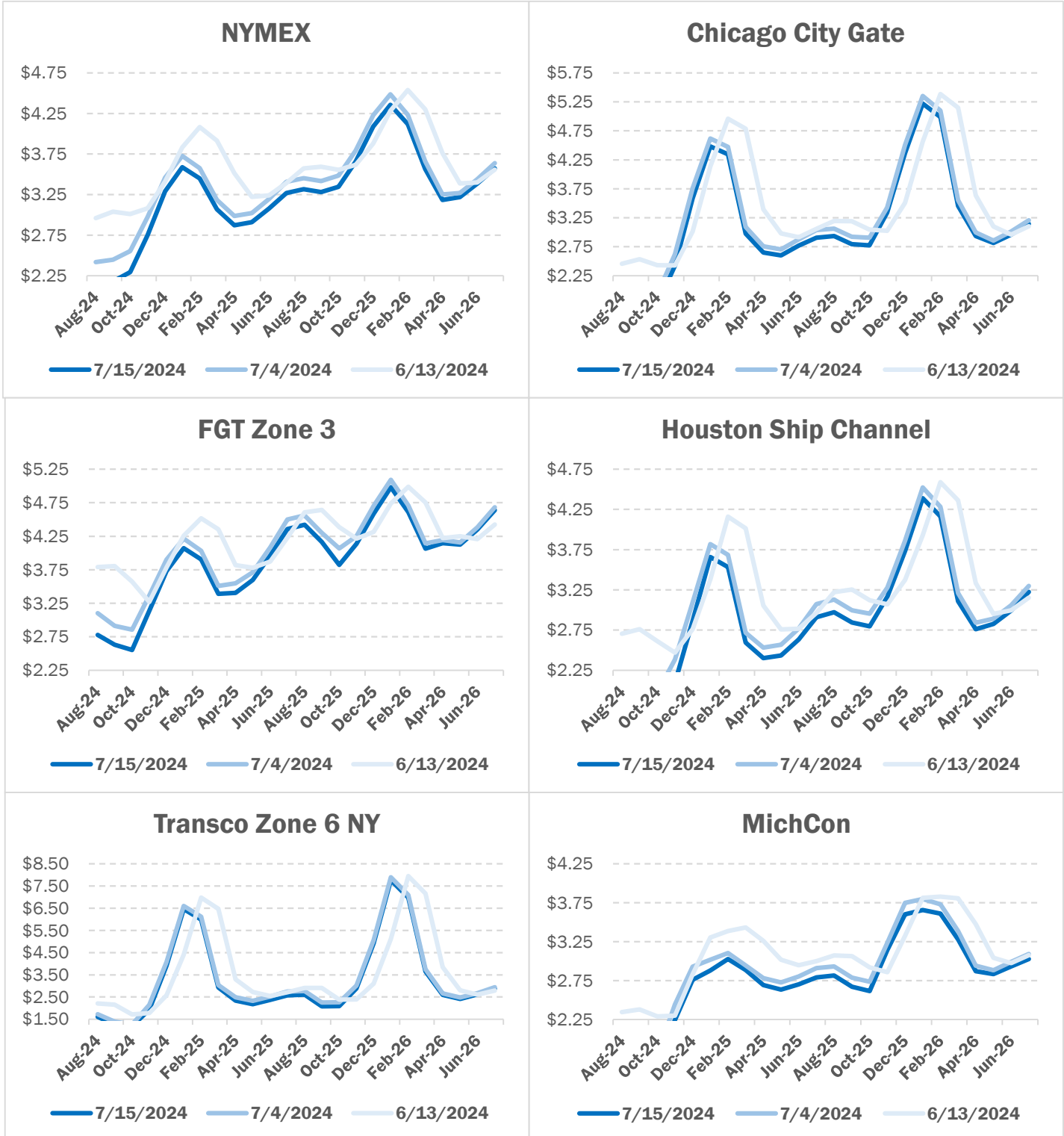
MANSFIELD EIA PREDICTION

55

NATURAL GAS NEWS



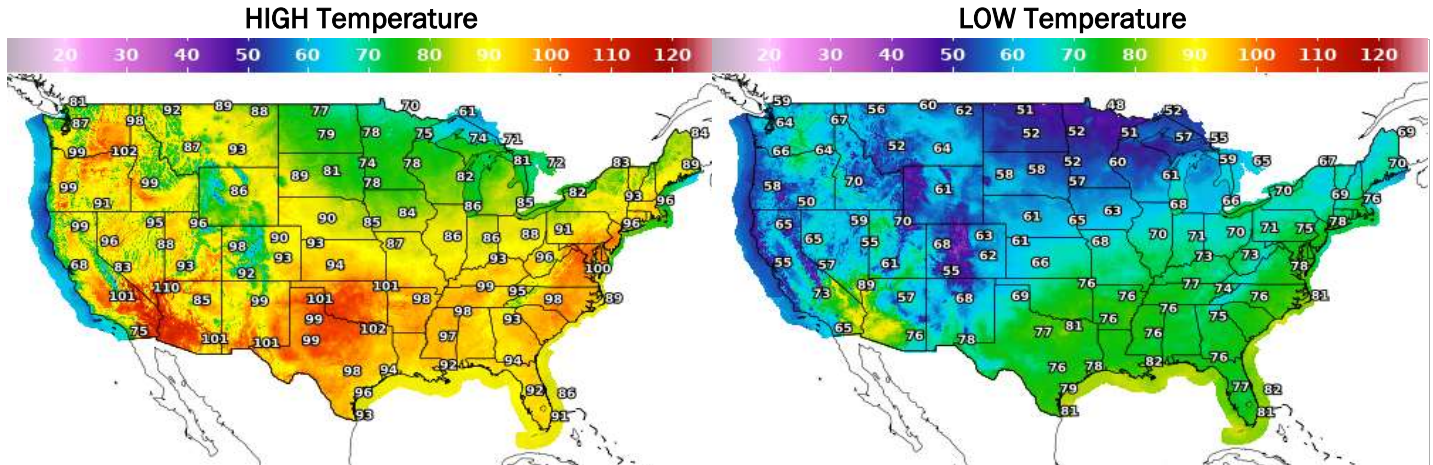
NATURAL GAS BASIS FUTURES



NATURAL GAS NEWS



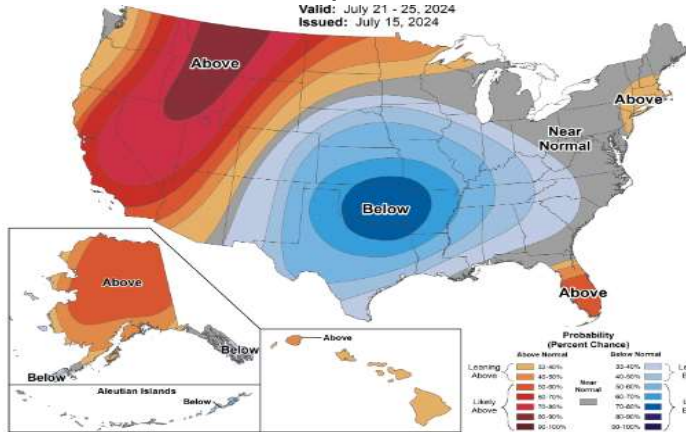
WEATHER - HIGH / LOW TEMPERATURE - TOMORROW



WEATHER - 6 - 10 DAY OUTLOOK - NOAA

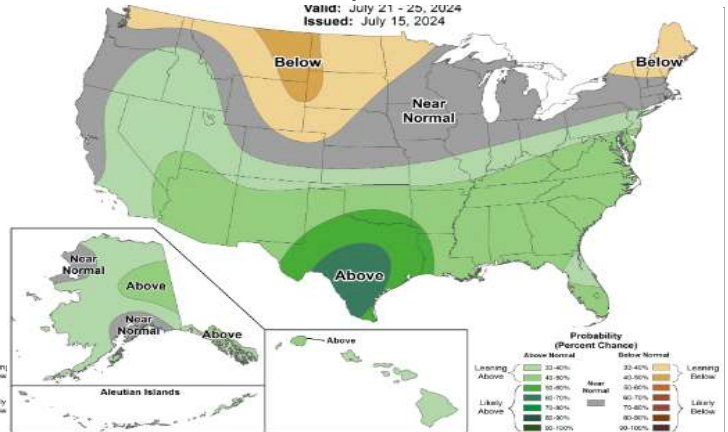
Temperature

Valid: July 21 - 25, 2024
Issued: July 15, 2024



Precipitation

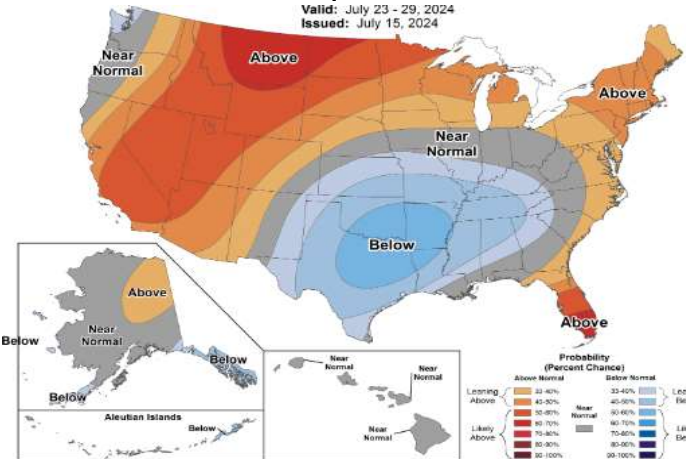
Valid: July 21 - 25, 2024
Issued: July 15, 2024



WEATHER - 8 - 14 DAY OUTLOOK - NOAA

Temperature

Valid: July 23 - 29, 2024
Issued: July 15, 2024



Precipitation

Valid: July 23 - 29, 2024
Issued: July 15, 2024

