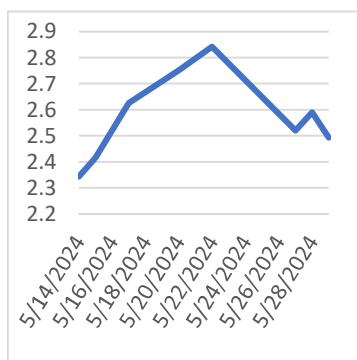


Thursday, May 30, 2024

Last Week's Prompt NYMEX



NYMEX NG Futures

Month	Close	Change
Jun-24	2.493	-0.097
Jul-24	2.666	-0.159
Aug-24	2.715	-0.152
Sep-24	2.693	-0.143
Oct-24	2.773	-0.132
Nov-24	3.116	-0.115
Dec-24	3.558	-0.099
Jan-25	3.827	-0.093
Feb-25	3.658	-0.084
Mar-25	3.246	-0.074
Apr-25	3.015	-0.057
May-25	3.051	-0.051
Jun-25	3.230	-0.048
Jul-25	3.423	-0.044
Aug-25	3.451	-0.045
Sep-25	3.415	-0.040
Oct-25	3.488	-0.031
Nov-25	3.774	-0.031
Dec-25	4.186	-0.032
Jan-26	4.448	-0.031
Feb-26	4.237	-0.035
Mar-26	3.717	-0.040
Apr-26	3.349	-0.048
May-26	3.379	-0.049
1 YR STRIP	3.068	-0.105
2025	3.480	-0.053

IN THE NEWS

Prices Fall as Volatility Rises to 10 – 20 Cents per Day

U.S. natural gas prices are trending lower, reversing Tuesday's gains and facing increased volatility. Recent sessions show daily price movements of 10-20 cents, significantly higher than previous months. Despite higher demand and increased LNG exports, significant oversupply and production increases pressure prices downward. U.S. natural gas prices are trending lower on Wednesday, reversing Tuesday's gains following the first rally since last week's price reversal. Despite increased demand forecasts, market conditions remain volatile. At 13:12 GMT, Natural Gas futures are trading \$2.746, down \$0.079 or -2.80%. Daily volatility in the natural gas market has escalated, with daily trading ranges expanding significantly. According to NatGasWeather, recent sessions have seen daily price movements of 10-20 cents, compa... For more info go to <https://tinyurl.com/yc5hvhy7>

Analysts see US gas storage surplus narrowing through late May

Market analysts expect another below-average build to US natural gas storage for the third week of May as warmer weather and stronger gas-fired power demand limited available supply for injection. According to the latest US gas storage survey from S&P Global Commodity Insights, the US Energy Information Administration will likely report a 78 Bcf injection to domestic inventory for the week to May 24. Estimates for EIA's upcoming storage print were reported in a relatively narrow range from 70-90 Bcf. Over 75% of the weekly estimates landed within an even narrower range from 75-85 Bcf. Assuming the latest survey prediction is accurate, the late May injection would undershoot the five-year average build of 104 Bcf and the year-ago stock addition 106 Bcf. US stocks would rise to 2.789 Tcf, na... For more info go to <https://tinyurl.com/4k5fn94f>

Steady as Traders Weigh Production and Heat Trends

Natural gas futures decline as technical pressures and fundamental factors drive sell-offs. Last week, the EIA reported a 78 Bcf storage injection, below forecast, with production up amid higher prices. Heatwave boosts Texas power usage; cooler northern U.S. forecasts reduce gas demand. U.S. natural gas futures are flat on Tuesday after recovering from early session weakness. Coming off heavy selling late last week, natural gas futures were nearly unchanged early Tuesday as traders considered stronger production and mixed June forecast trends ahead of the front-month contract expiration. At 14:01 GMT, Natural Gas futures are trading \$2.518, unchanged. Last week, U.S. natural gas futures experienced a significant decline due to technical pressures and fundamental factors. The market saw sub... For more info go to <https://tinyurl.com/ye2ydmk>

Prompt Natural Gas (NG) Daily Sentiment

NEUTRAL



RESISTANCE
2.906 & 3.038
SUPPORT
2.7 & 2.626

NATURAL GAS

Futures	Close
NG	\$2.493
Volume	63,321
Open Int.	299,799

Contact Us



Always on it

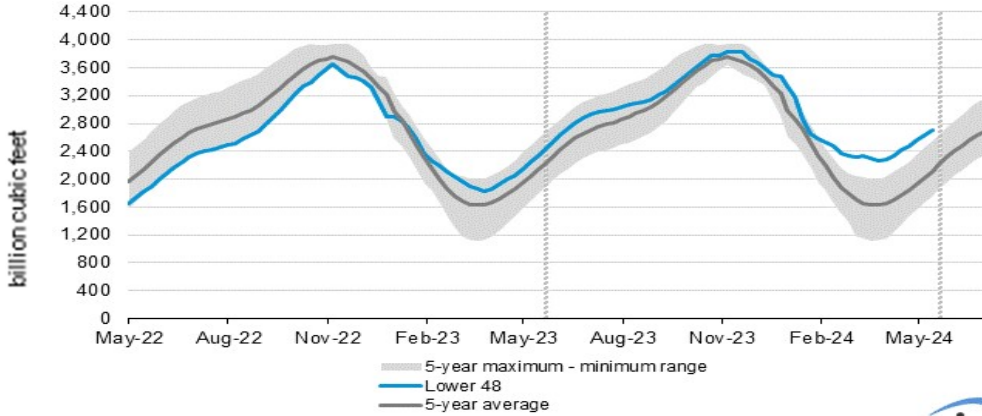
Mansfield Power & Gas
1025 Airport Pkwy
Gainesville, GA 30501
www.mansfield.energy

customer@mansfieldpowergas.com
Phone: (678) 207 - 3350

NATURAL GAS NEWS



WEEKLY GAS IN UNDERGROUND STORAGE WITH 5-YR RANGE



for week ending May 24, 2024 | Released: May 30, 2024 | Next Release: June 06, 2024

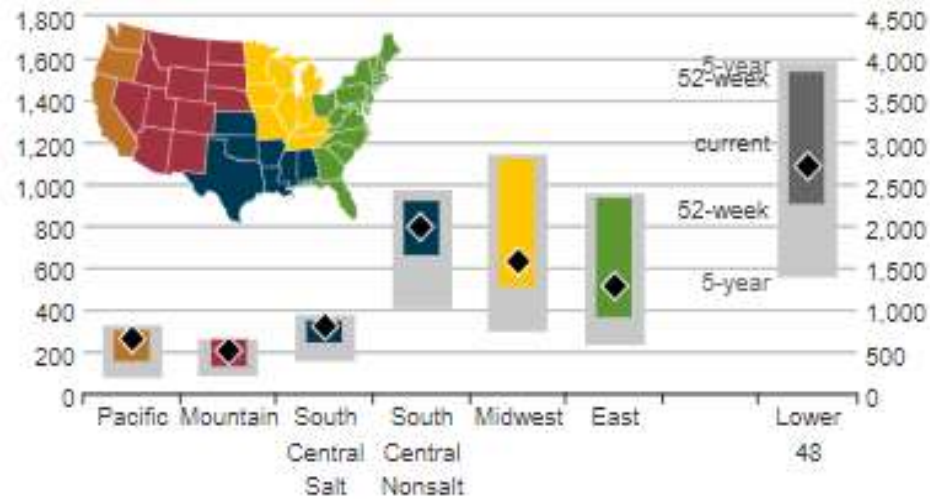
EIA Weekly Storage Actual and Surveys for

May 24, 2024

Released May 30, 2024

Range	70 to 90
S&P Global	78
FX Street	77
Investing.com	77

UNDERGROUND WORKING NAT GAS STORAGE AS OF 05/17/2024



Total Working Gas In Storage

2795 BCF

84 BCF (LAST WEEK)

380 BCF (LAST YEAR)

586 BCF (5-YEAR AVG)

U.S. Natural Gas Supply

Gas Week -

Average Daily Values (BCF/D):

Last Year (BCF/d)

Dry Production - 99.1

Total Supply - 106.5

Last Week (BCF/d)

Dry Production - 99.1

Total Supply - 104.5

[Next Report: May 30]

REGIONAL AVG TEMPERATURES AND DEPARTURE FROM NORMAL

	May 10	May 11	May 12	May 13	May 14	May 15	May 16	May 17	May 18	May 19	May 20	May 21	May 22	May 23
East	61	58	58	61	64	66	67	66	66	68	68	70	74	74
Midwest	58	59	63	63	61	62	63	66	69	70	70	72	68	67
South Central	72	70	69	71	72	74	72	71	75	77	78	79	78	78
Mountain	56	57	59	62	63	62	62	64	64	63	60	57	60	61
Pacific	62	63	64	62	62	62	62	61	59	58	56	58	59	59
Lower 48	62	61	62	63	64	65	66	66	67	68	68	69	70	70

°F below normal: ≤ -20, -19 to -15, -14 to -10, -9 to -5, -4 to -1
 normal: 0
 °F above normal: 1 to 4, 5 to 9, 10 to 14, 15 to 19, ≥ 20

U.S. Natural Gas Demand

Gas Week -

Average Daily Values (BCF/D):

Last Year (BCF/d)

Power - 32.2

Total Demand - 92.9

Last Week (BCF/d)

Power - 31.6

Total Demand - 94.4

[Next Report: May 30]

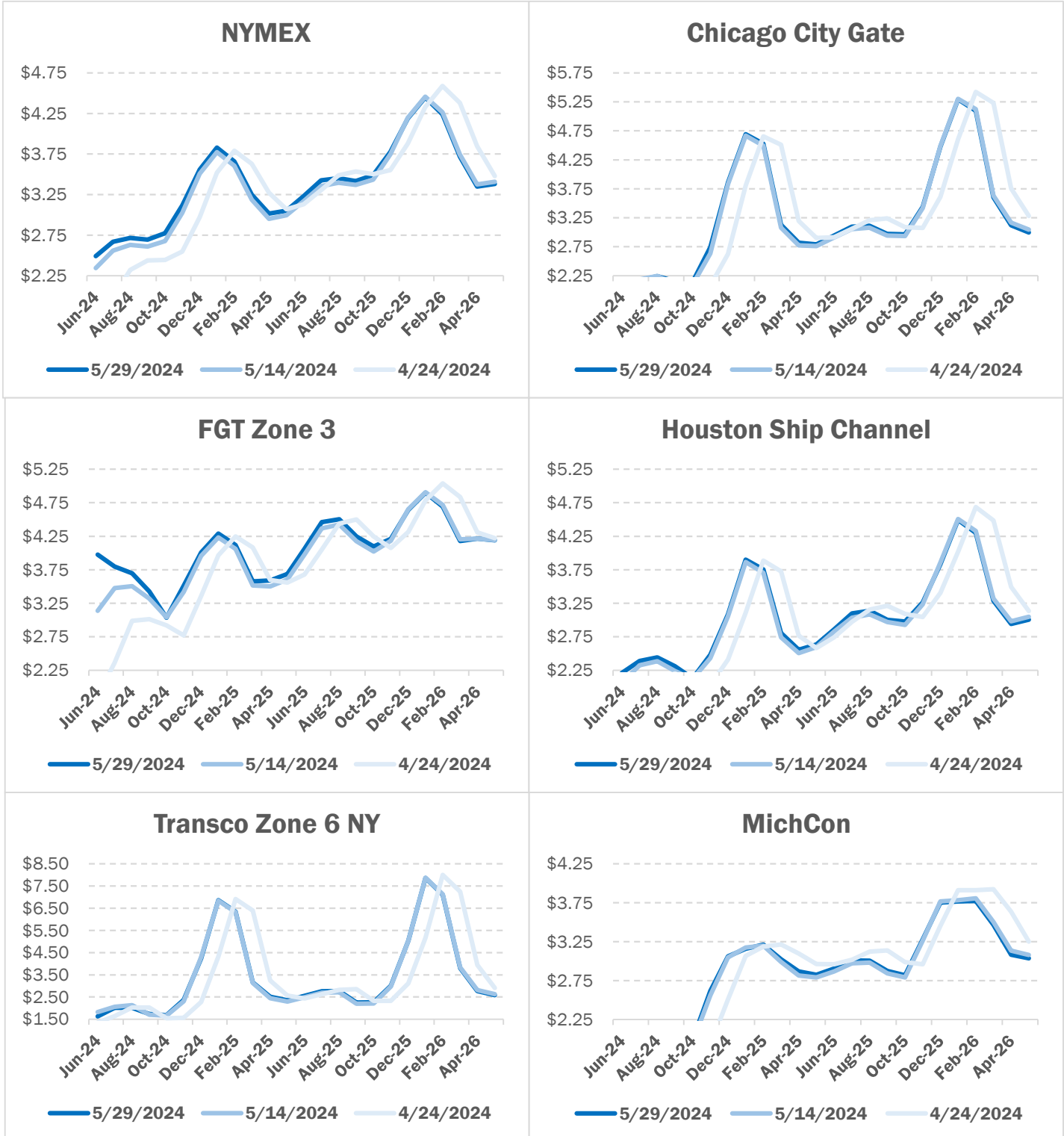
MANSFIELD EIA PREDICTION

76

NATURAL GAS NEWS



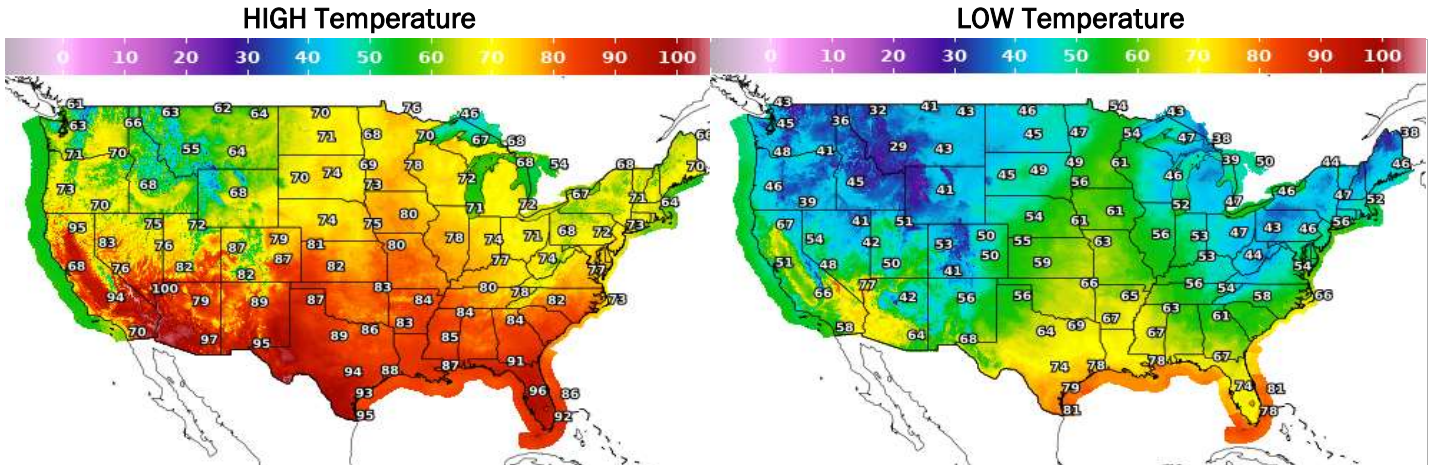
NATURAL GAS BASIS FUTURES



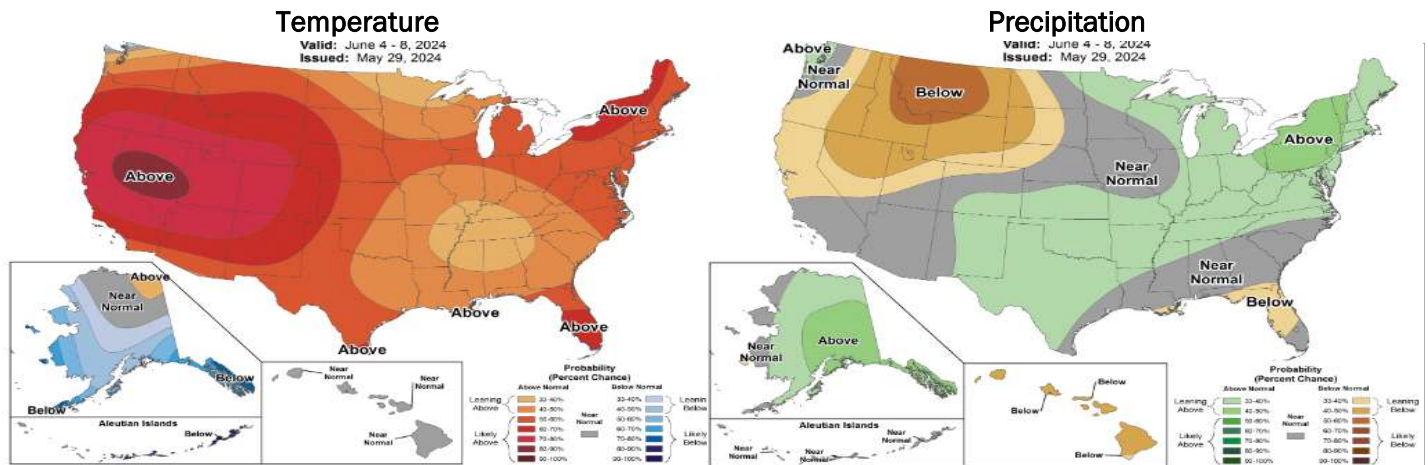
NATURAL GAS NEWS



WEATHER - HIGH / LOW TEMPERATURE - TOMORROW



WEATHER - 6 - 10 DAY OUTLOOK - NOAA



WEATHER - 8 - 14 DAY OUTLOOK - NOAA

