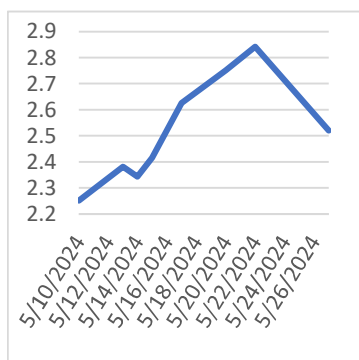


Tuesday, May 28, 2024

### Last Week's Prompt NYMEX



### NYMEX NG Futures

Month	Close	Change
Jun-24	2.520	-0.322
Jul-24	2.773	-0.279
Aug-24	2.822	-0.266
Sep-24	2.787	-0.246
Oct-24	2.858	-0.229
Nov-24	3.181	-0.180
Dec-24	3.613	-0.157
Jan-25	3.880	-0.144
Feb-25	3.706	-0.143
Mar-25	3.299	-0.133
Apr-25	3.054	-0.120
May-25	3.090	-0.108
Jun-25	3.262	-0.101
Jul-25	3.448	-0.094
Aug-25	3.483	-0.088
Sep-25	3.447	-0.082
Oct-25	3.514	-0.074
Nov-25	3.800	-0.060
Dec-25	4.225	-0.043
Jan-26	4.484	-0.047
Feb-26	4.282	-0.048
Mar-26	3.769	-0.061
Apr-26	3.412	-0.068
May-26	3.442	-0.061
1 YR STRIP	3.132	-0.194
2025	3.517	-0.099

### IN THE NEWS

#### Steady as Traders Weigh Production and Heat Trends

Natural gas futures decline as technical pressures and fundamental factors drive sell-offs. Last week, the EIA reported a 78 Bcf storage injection, below forecast, with production up amid higher prices. Heatwave boosts Texas power usage; cooler northern U.S. forecasts reduce gas demand. U.S. natural gas futures are flat on Tuesday after recovering from early session weakness. Coming off heavy selling late last week, natural gas futures were nearly unchanged early Tuesday as traders considered stronger production and mixed June forecast trends ahead of the front-month contract expiration. At 14:01 GMT, Natural Gas futures are trading \$2.518, unchanged. Last week, U.S. natural gas futures experienced a significant decline due to technical pressures and fundamental factors. The market saw substantial sell-offs and pr... For more info go to <https://tinyurl.com/ye2ydmk>

#### Natural Gas up nearly 3% on its road to recovery

Natural Gas price (XNG/USD) holds its ground on Monday after reaching a six-month high of \$3.16 on Thursday and immediately facing profit taking. The last squeeze came on the back of a Bloomberg article reporting that Austria warned that the remaining Gas flows out of Russia might get disrupted after a court ruling said that European companies no longer need to make payments to Gazprom on deliveries. Traders were pushing up Gas prices ahead of any disruption risk, but now profit-taking is underway and Gas prices are looking for support levels. The US Dollar Index (DXY), which tracks the Greenback's value against six major currencies, roughly trades flat after a volatile ride last week. A mixture of geopolitical events with mixed data has pushed the DXY back below 105.00. US markets are clo... For more info go to <https://tinyurl.com/4k5fn94f>

#### US power sector gas demand to peak in 2024 on renewables buildout

Power sector gas demand in the US is expected to peak in 2024 thanks to a massive buildout of renewables that will offset rising power demand, including from data centers, S&P Global Commodity Insights analysts wrote in their latest short-term natural gas outlook. The outlook, which now includes 2029, forecasts a total decline of 12% in power sector gas demand by 2029 compared with 2023. "Even though net on-grid electricity demand is anticipated to grow robustly over 2023-2029, gas-fired generation is expected to decline as the US Inflation Reduction Act (IRA) promotes a surge in renewable capacity build," analysts wrote late May 23. Coal could also claw back some market share from gas from 2025 as higher gas prices "lead to a reversal of the coal to-gas switching happening in 2023-24," th... For more info go to <https://tinyurl.com/yrzwepu4>

### Prompt Natural Gas (NG) Daily Sentiment

**BULLISH**



RESISTANCE  
2.906 & 3.038  
SUPPORT  
2.7 & 2.626

### NATURAL GAS

Futures	Close
NG	\$2.520
Volume	19,529
Open Int.	29,091

### Contact Us



Always on it

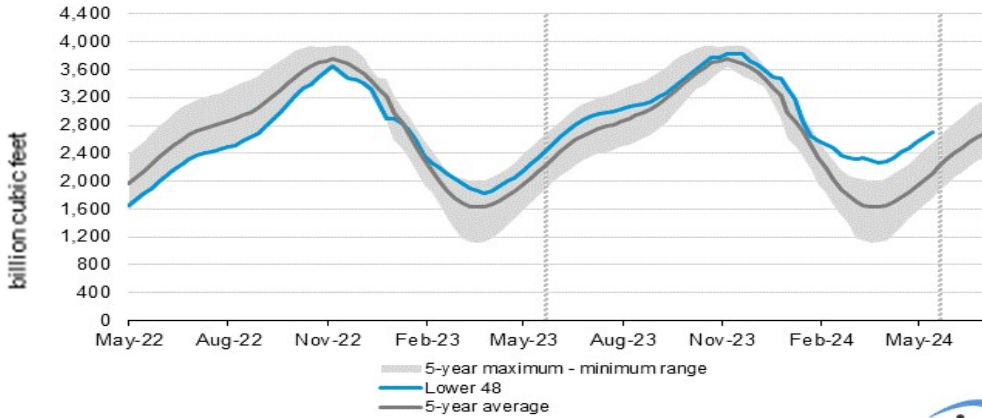
**Mansfield Power & Gas**  
1025 Airport Pkwy  
Gainesville, GA 30501  
[www.mansfield.energy](http://www.mansfield.energy)

customer@mansfieldpowergas.com  
Phone: (678) 207 - 3350

# NATURAL GAS NEWS



## WEEKLY GAS IN UNDERGROUND STORAGE WITH 5-YR RANGE



for week ending May 17, 2024 | Released: May 23, 2024 | Next Release: May 30, 2024

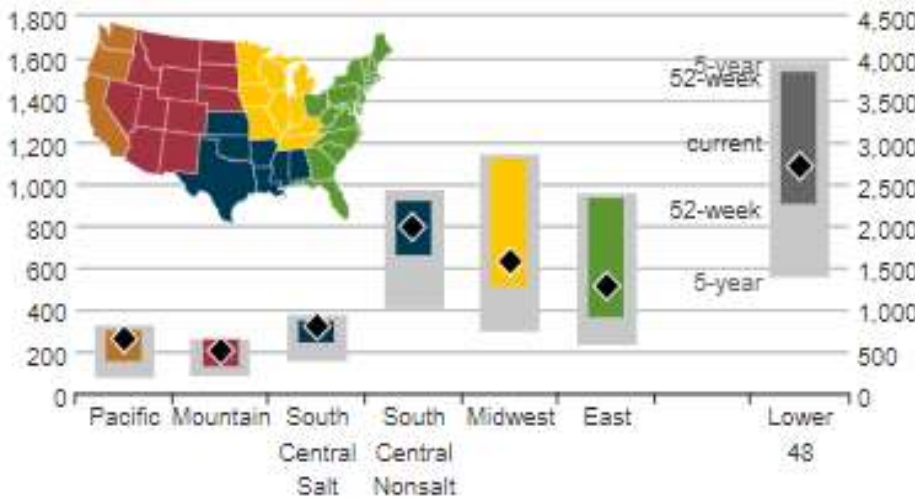
### EIA Weekly Storage Actual and Surveys for

May 17, 2024

Released May 23, 2024

Range	75 to 97
S&P Global	92
FX Street	78
Investing.com	84

## UNDERGROUND WORKING NAT GAS STORAGE AS OF 05/17/2024



### Total Working Gas In Storage

**2711 BCF**

78 BCF (LAST WEEK)

402 BCF (LAST YEAR)

606 BCF (5-YEAR AVG)

### U.S. Natural Gas Supply

#### Gas Week -

Average Daily Values (BCF/D):

Last Year (BCF/d)

Dry Production - 99.1

Total Supply - 106.5

Last Week (BCF/d)

Dry Production - 99.1

Total Supply - 104.5

[Next Report: May 30]

## REGIONAL AVG TEMPERATURES AND DEPARTURE FROM NORMAL

	May 10	May 11	May 12	May 13	May 14	May 15	May 16	May 17	May 18	May 19	May 20	May 21	May 22	May 23
East	61	58	58	61	64	66	67	66	66	68	68	70	74	74
Midwest	58	59	63	63	61	62	63	66	69	70	70	72	68	67
South Central	72	70	69	71	72	74	72	71	75	77	78	79	78	78
Mountain	56	57	59	62	63	62	62	64	64	63	60	57	60	61
Pacific	62	63	64	62	62	62	62	61	59	58	56	58	59	59
Lower 48	62	61	62	63	64	65	66	66	67	68	68	69	70	70

°F below normal: ≤ -20, -19 to -15, -14 to -10, -9 to -5, -4 to -1  
 normal: 0  
 °F above normal: 1 to 4, 5 to 9, 10 to 14, 15 to 19, ≥ 20

### U.S. Natural Gas Demand

#### Gas Week -

Average Daily Values (BCF/D):

Last Year (BCF/d)

Power - 32.2

Total Demand - 92.9

Last Week (BCF/d)

Power - 31.6

Total Demand - 94.4

[Next Report: May 30]

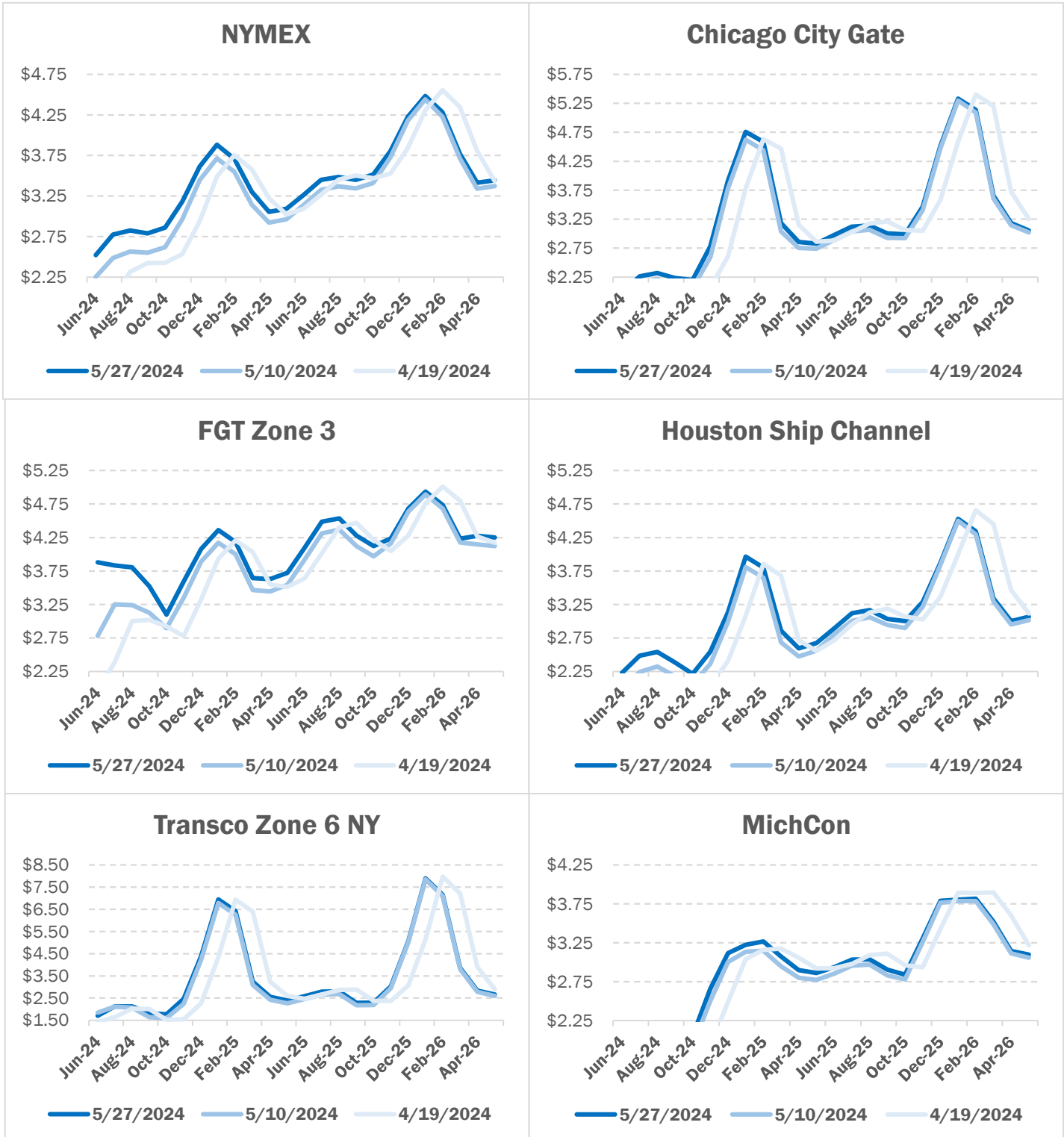
MANSFIELD EIA PREDICTION

79

# NATURAL GAS NEWS



## NATURAL GAS BASIS FUTURES

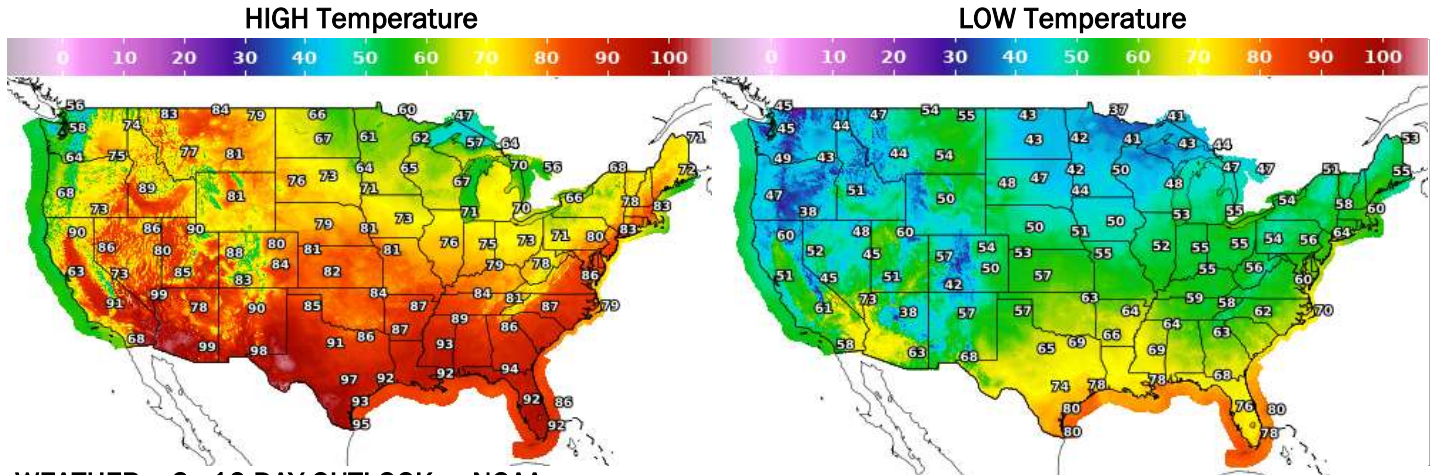




# NATURAL GAS NEWS



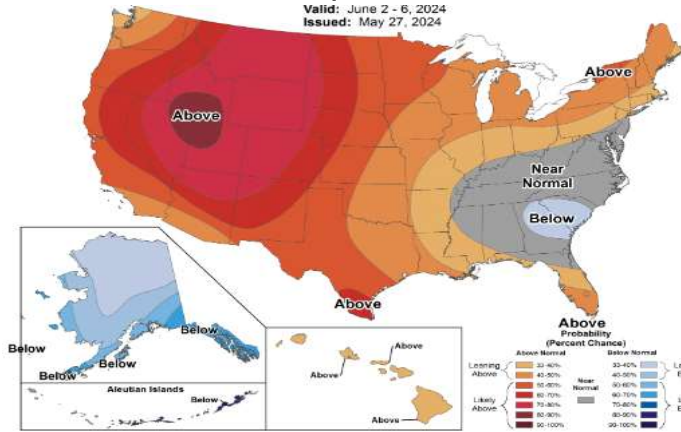
## WEATHER - HIGH / LOW TEMPERATURE - TOMORROW



## WEATHER - 6 - 10 DAY OUTLOOK - NOAA

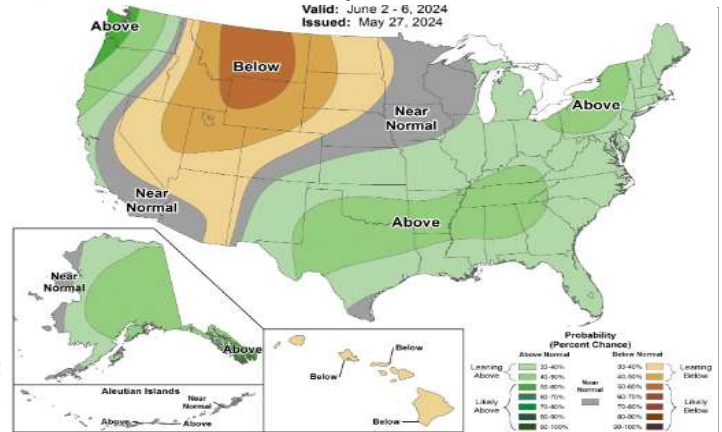
### Temperature

Valid: June 2 - 6, 2024  
Issued: May 27, 2024



### Precipitation

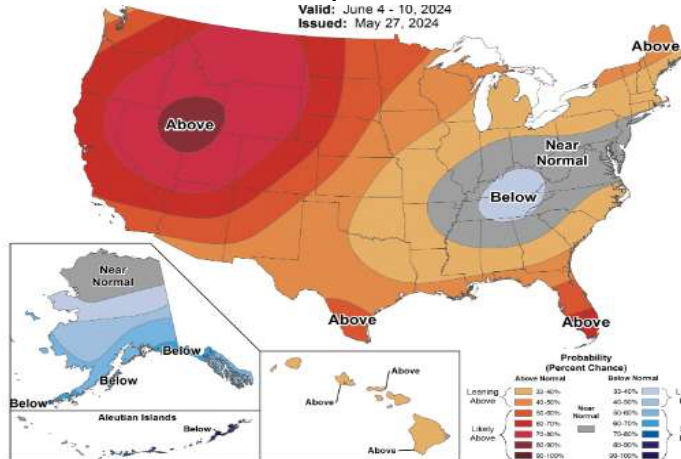
Valid: June 2 - 6, 2024  
Issued: May 27, 2024



## WEATHER - 8 - 14 DAY OUTLOOK - NOAA

### Temperature

Valid: June 4 - 10, 2024  
Issued: May 27, 2024



### Precipitation

Valid: June 4 - 10, 2024  
Issued: May 27, 2024

