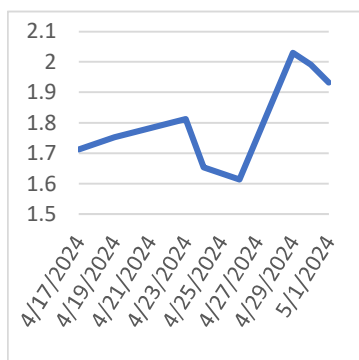


Thursday, May 2, 2024

### Last Week's Prompt NYMEX



### NYMEX NG Futures

Month	Close	Change
Jun-24	1.932	-0.059
Jul-24	2.266	-0.053
Aug-24	2.391	-0.047
Sep-24	2.412	-0.046
Oct-24	2.523	-0.041
Nov-24	2.941	-0.040
Dec-24	3.482	-0.045
Jan-25	3.749	-0.043
Feb-25	3.587	-0.036
Mar-25	3.209	-0.034
Apr-25	3.003	-0.032
May-25	3.062	-0.030
Jun-25	3.251	-0.025
Jul-25	3.446	-0.023
Aug-25	3.492	-0.020
Sep-25	3.462	-0.018
Oct-25	3.525	-0.017
Nov-25	3.867	-0.016
Dec-25	4.333	-0.017
Jan-26	4.591	-0.017
Feb-26	4.373	-0.017
Mar-26	3.824	-0.017
Apr-26	3.459	-0.011
May-26	3.503	-0.011
1 YR STRIP	2.880	-0.042
2025	3.499	-0.021

### IN THE NEWS

#### Futures Firm Ahead of Weekly EIA Storage Report

U.S. Natural Gas futures showed a slight increase early Thursday, in anticipation of the Energy Information Administration's (EIA) storage report due later today. This follows a period of declining prices on Wednesday influenced by favorable weather conditions and subdued liquefied natural gas (LNG) demand, despite lower production levels. At 13:08 GMT, Natural Gas Futures are trading \$1.968, up \$0.036 or +1.86%. Analysts are setting their sights on today's EIA storage report, scheduled for release at 14:30 GMT, with projections suggesting a storage build of +55 to +57 billion cubic feet (Bcf). This expected increase, although significant, is still below the five-year average of +72 Bcf. Should these forecasts hold true, the surplus is anticipated to drop to around +635 Bcf. This comes after a cooler than usual pe... For more info go to <https://tinyurl.com/yvsz464y>

#### The Permian Shrugs Off Below-Zero Natural Gas Prices In Texas

Permian producers are not shutting in oil wells with associated natural gas despite the fact that the Texas regional gas price has been stuck at below-zero levels since early March. Major pipeline operators in the Permian basin haven't yet seen any effect of the negative gas prices at the Waha hub in West Texas on activity as producers are look to maximize oil realizations at West Texas Intermediate crude prices at above \$80 per barrel. But the U.S. natural gas benchmark, Henry Hub, has been depressed below \$2.00 per million British thermal units (MMBtu) since early February due to weak winter demand amid milder weather, record output at the end of 2023, and higher-than-average natural gas stocks. Natural gas prices at the Waha hub slumped to a negative value of -\$2.00 per MMBtu in April a... For more info go to <https://tinyurl.com/3juh82xu>

#### Permian Basin producers undeterred by negative natural gas prices

An extended stretch of negative natural gas prices at Waha is having no impact on Permian Basin producer activity, but it is leading to stronger ethane recovery and driving record NGLs volumes, Enterprise Products executives said April 30. "Essentially, you've seen no effect from the weak natural gas prices" said Anthony Chovanec, executive vice president of fundamentals, during Enterprise's first quarter earnings call. "What we've seen in natural gas prices is not going to cause people to shut in or even throttle back oil-related natural gas at this point. We haven't seen it." Rig counts in the Permian are "steady as can be" since the start of the year, Chovanec said. There were 304 rigs in the basin as of April 17, from 310 at the beginning of the year, S&P Global Commodity Insights data... For more info go to <https://tinyurl.com/2sv8y3zp>

### Prompt Natural Gas (NG) Daily Sentiment

BEARISH



RESISTANCE  
1.964 & 1.995  
SUPPORT  
1.907 & 1.881

### NATURAL GAS

Futures	Close
NG	\$1.932
Volume	51,945
Open Int.	274,907

### Contact Us



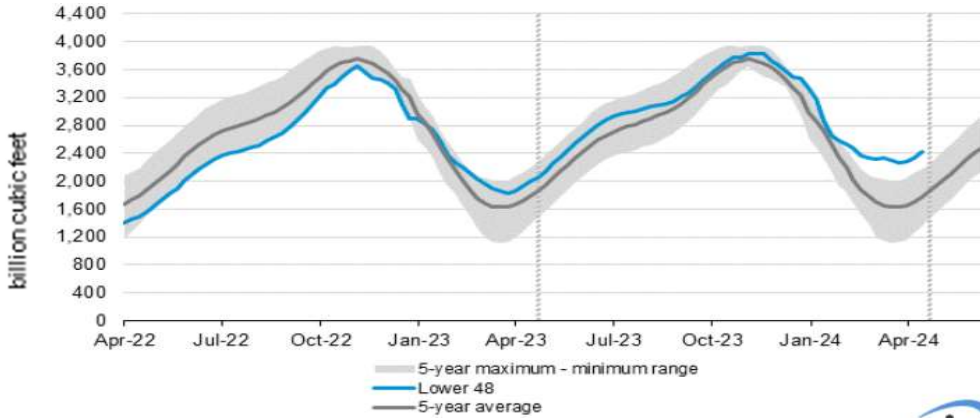
**Mansfield Energy Corp**  
1025 Airport Pkwy  
Gainesville, GA 30501  
[www.mansfield.energy](http://www.mansfield.energy)

[info@mansfieldoil.com](mailto:info@mansfieldoil.com)  
Phone: (800) 695 - 6626

# NATURAL GAS NEWS



## WEEKLY GAS IN UNDERGROUND STORAGE WITH 5-YR RANGE



for week ending April 26, 2024 | Released: May 02, 2024 | Next Release: May 09, 2024

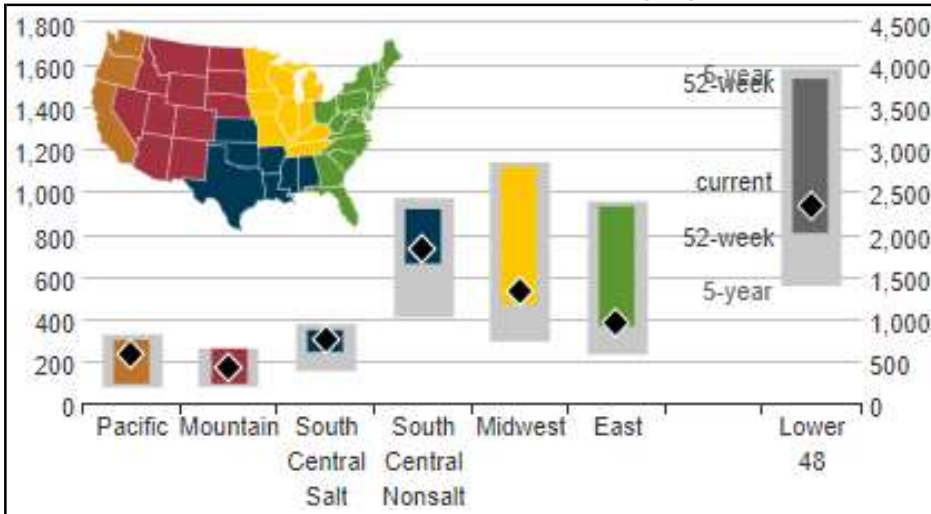
### EIA Weekly Storage Actual and Surveys for

April 26, 2024

Released May 02, 2024

Range	45 to 65
S&P Global	54
FX Street	68
Investing.com	68

## UNDERGROUND WORKING NAT GAS STORAGE AS OF 04/19/2024



### Total Working Gas In Storage

**2484 BCF**

59 BCF (LAST WEEK)

436 BCF (LAST YEAR)

642 BCF (5-YEAR AVG)

### U.S. Natural Gas Supply

#### Gas Week -

Average Daily Values (BCF/D):

Last Year (BCF/d)

Dry Production - 101.9

Total Supply - 106.9

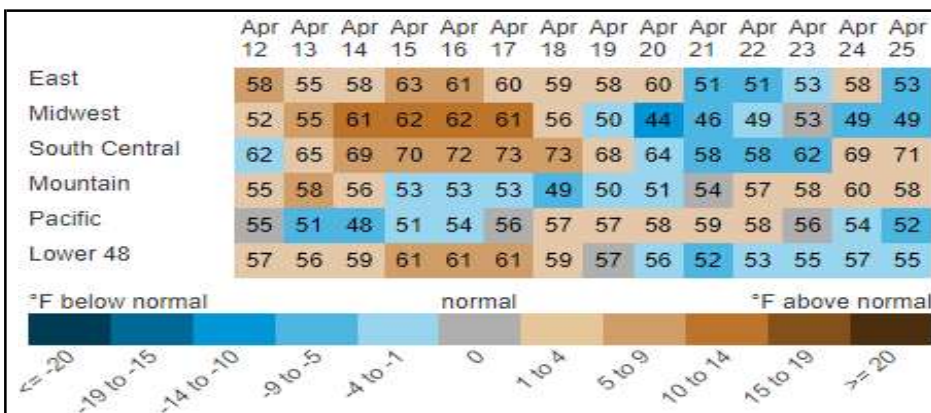
Last Week (BCF/d)

Dry Production - 99.4

Total Supply - 104.0

[Next Report: May 02]

## REGIONAL AVG TEMPERATURES AND DEPARTURE FROM NORMAL



### U.S. Natural Gas Demand Gas Week -

Average Daily Values (BCF/D):

Last Year (BCF/d)

Power - 28.8

Total Demand - 101.4

Last Week (BCF/d)

Power - 31.0

Total Demand - 93.7

[Next Report: May 02]

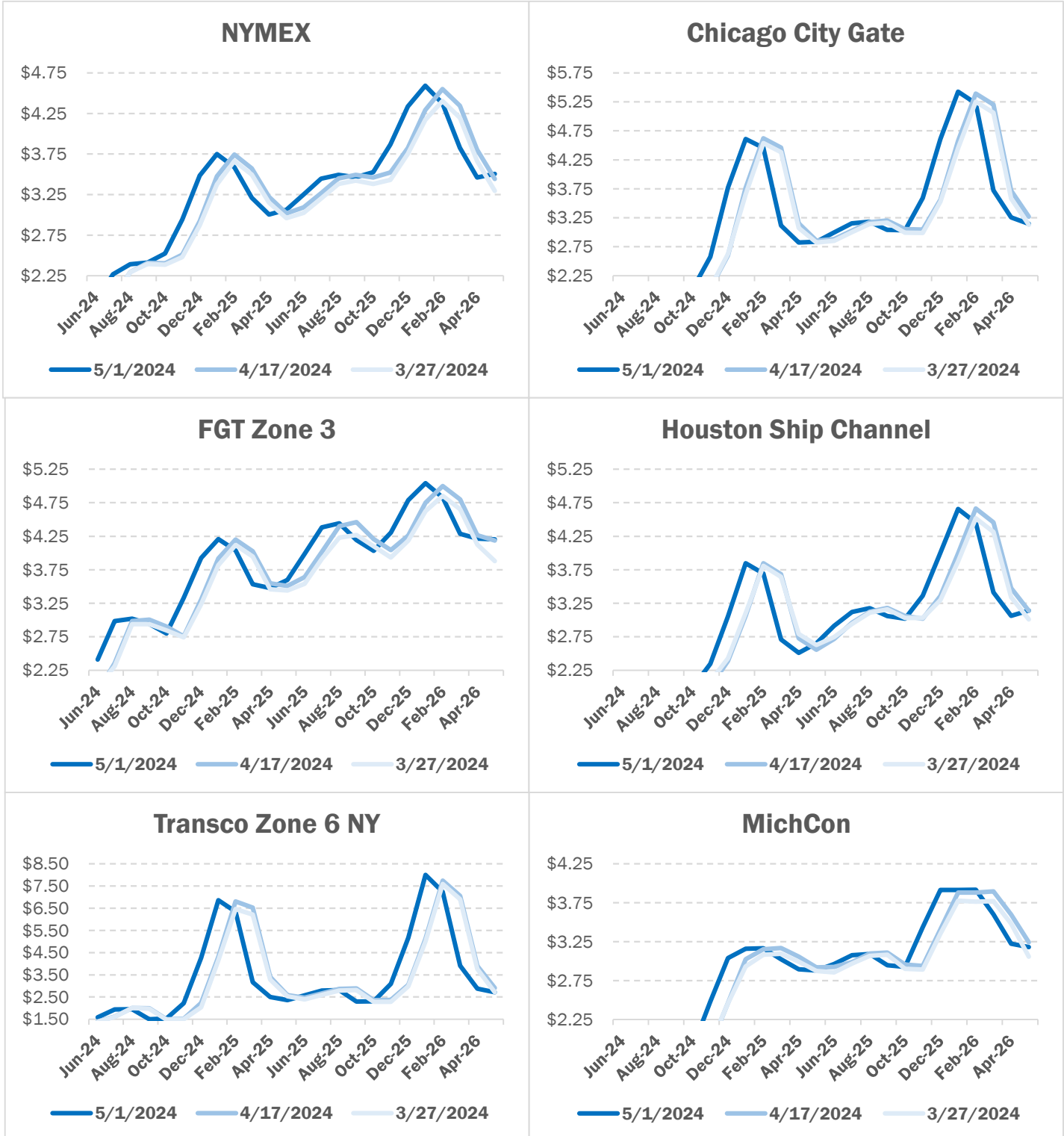
MANSFIELD EIA PREDICTION

**55**

# NATURAL GAS NEWS



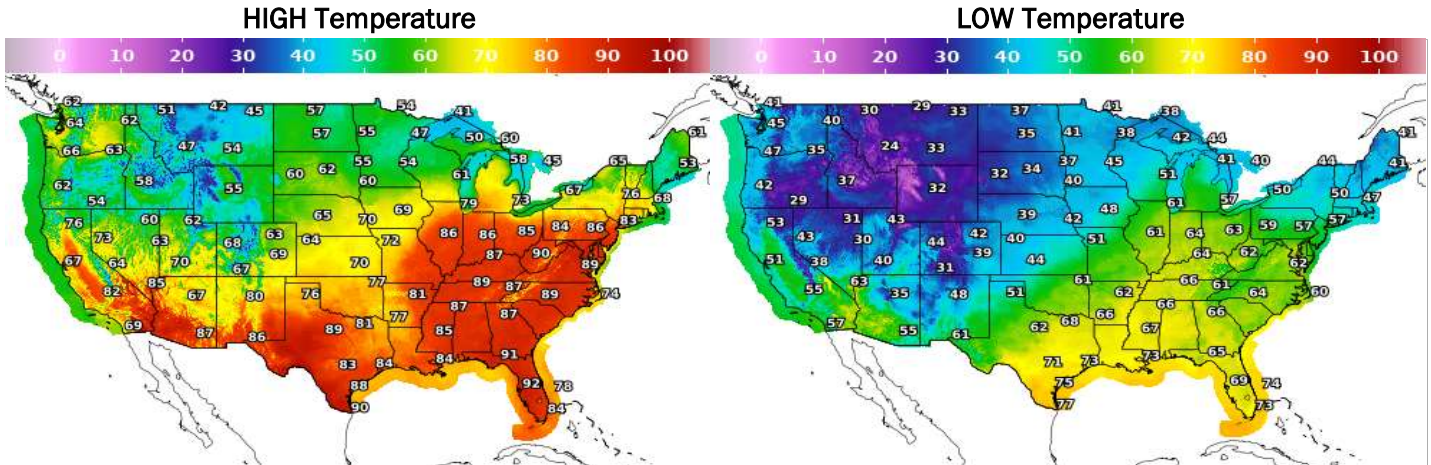
## NATURAL GAS BASIS FUTURES



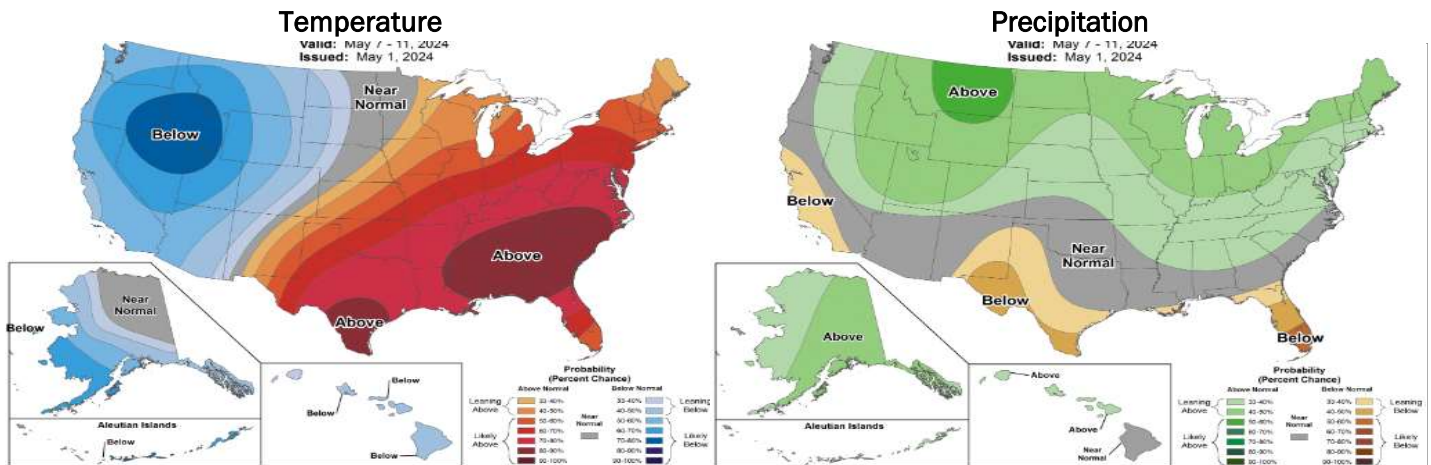
# NATURAL GAS NEWS



## WEATHER - HIGH / LOW TEMPERATURE - TOMORROW



## WEATHER - 6 - 10 DAY OUTLOOK - NOAA



## WEATHER - 8 - 14 DAY OUTLOOK - NOAA

