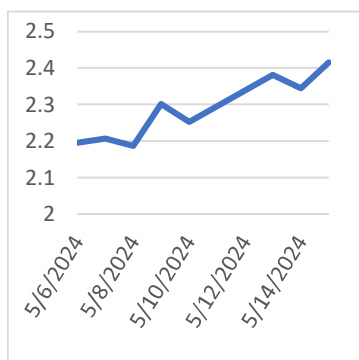


Thursday, May 16, 2024

### Last Week's Prompt NYMEX



### NYMEX NG Futures

Month	Close	Change
Jun-24	2.416	0.072
Jul-24	2.631	0.072
Aug-24	2.701	0.073
Sep-24	2.672	0.063
Oct-24	2.740	0.065
Nov-24	3.080	0.056
Dec-24	3.562	0.054
Jan-25	3.825	0.054
Feb-25	3.658	0.055
Mar-25	3.252	0.066
Apr-25	3.007	0.058
May-25	3.047	0.054
Jun-25	3.220	0.053
Jul-25	3.404	0.051
Aug-25	3.443	0.049
Sep-25	3.415	0.048
Oct-25	3.483	0.049
Nov-25	3.789	0.045
Dec-25	4.240	0.044
Jan-26	4.498	0.042
Feb-26	4.305	0.041
Mar-26	3.772	0.029
Apr-26	3.400	0.027
May-26	3.436	0.030
1 YR STRIP	3.049	0.062
2025	3.482	0.047

### IN THE NEWS

#### Traders Expecting 76 Bcf Build In Today's EIA Storage Report

Natural gas futures are climbing on Thursday, driven by anticipation of the government's weekly storage report due at 14:30 GMT. Traders expect a build of 76 Bcf, potentially causing market volatility. This week has seen strong performance in natural gas, supported by upward revisions in demand projections. At 12:17 GMT, Natural Gas futures are trading \$2.428, up \$0.012 or +0.50%. Significant oversupply remains a challenge, with storage levels approximately 31% above seasonal norms. Despite this, the restoration of the Freeport LNG plant and increased flows to major U.S. LNG export facilities, averaging 12.7 Bcfd in May, are providing price support. Traders have shifted their positions from net short to net long, reflecting growing bullish sentiment. This shift is influenced by increased LNG export capacity and market... For more info go to <https://tinyurl.com/mrxx7tt9>

#### 1 Natural Gas Stock That's Keeping the Lights On In Europe

Remember the bad old days of two years ago? That's when Russia invaded Ukraine, and the price of natural gas in Europe soared a few hundred percent. The spike in gas prices was due to the fact that the Russian gas giant Gazprom provided about 35% of all Europe's natural gas before the war. Flows through four main pipelines from Russia accounted for around 40% of the European Union's total supplies. Move forward to Europe today, and things have changed... but they've also stayed the same. There is still just one company that is supplying 30% of Europe's natural gas, but it's not Russian. The natural gas now comes from Norway. Of the more than 109 billion cubic meters of natural gas that Norway exported to Europe last year, roughly two-thirds was marketed and sold by this one company. That com... For more info go to <https://tinyurl.com/5bn2j7px>

#### Natural Gas keeps stretching higher in force rally

Natural Gas price (XNG/USD) is unchained and prints again near 2.6% gains on Thursday, reaching the highest level in four months and breaking another important technical level on more headlines that China is cornering the Gas markets. China National Offshore Oil Corporation has placed an order for 12 ships worth 16 billion(\$2.2 billion) for Liquefied Natural Gas (LNG) tankers. This adds to news that several trading hubs such as London have confirmed that more Chinese participants are buying up contracts at local European and US Gas markets. The US Dollar Index (DXY), which tracks the Greenback's value against six major currencies, is trading substantially lower after recent Consumer Price Index (CPI) data revealed that the US inflation resumed its decline. Although markets were quick to p... For more info go to <https://tinyurl.com/mwbnnhs7>

### Prompt Natural Gas (NG) Daily Sentiment

**BULLISH**



RESISTANCE  
2.665 & 2.698  
SUPPORT  
2.57 & 2.508

### NATURAL GAS

Futures	Close
NG	\$2.416
Volume	63,356
Open Int.	131,556

### Contact Us



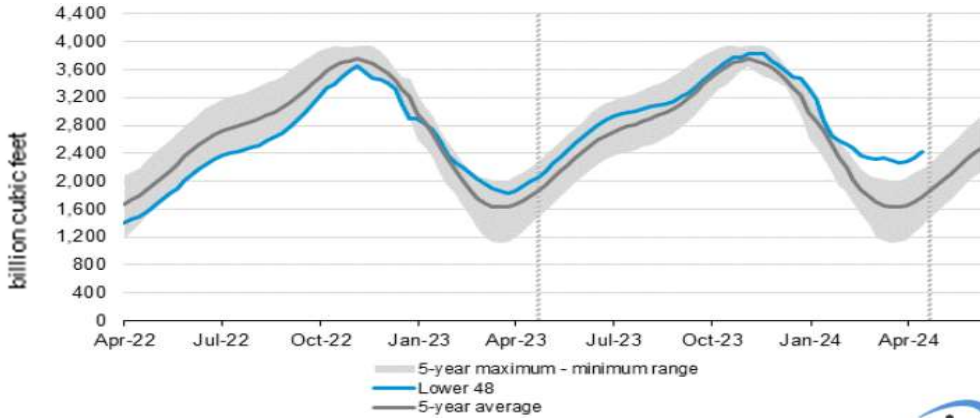
**Mansfield Energy Corp**  
1025 Airport Pkwy  
Gainesville, GA 30501  
[www.mansfield.energy](http://www.mansfield.energy)

info@mansfieldoil.com  
Phone: (800) 695 - 6626

# NATURAL GAS NEWS



## WEEKLY GAS IN UNDERGROUND STORAGE WITH 5-YR RANGE



for week ending May 10, 2024 | Released: May 16, 2024 | Next Release: May 23, 2024

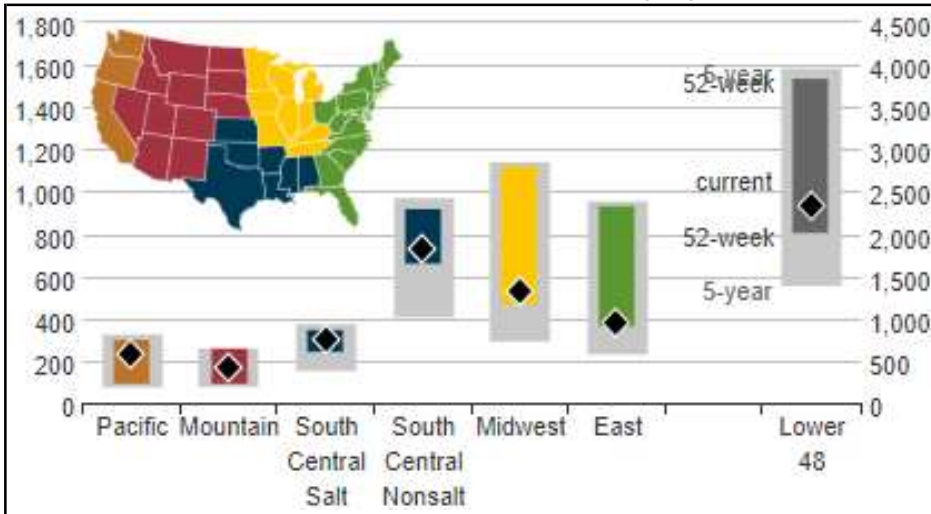
### EIA Weekly Storage Actual and Surveys for

May 10, 2024

Released May 16, 2024

Range	66 to 85
S&P Global	76
FX Street	76
Investing.com	76

## UNDERGROUND WORKING NAT GAS STORAGE AS OF 05/03/2024



### Total Working Gas In Storage

**2633 BCF**

70 BCF (LAST WEEK)

421 BCF (LAST YEAR)

620 BCF (5-YEAR AVG)

### U.S. Natural Gas Supply

#### Gas Week -

Average Daily Values (BCF/D):

Last Year (BCF/d)

Dry Production - 102.4

Total Supply - 107.3

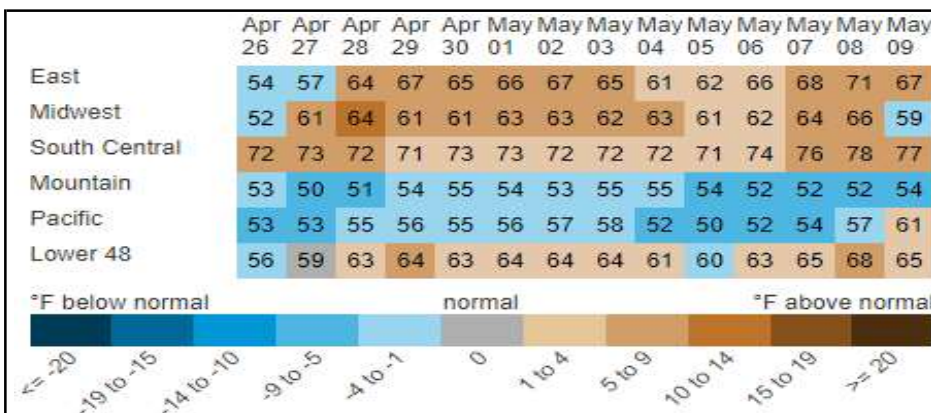
Last Week (BCF/d)

Dry Production - 98.9

Total Supply - 104.1

[Next Report: May 16]

## REGIONAL AVG TEMPERATURES AND DEPARTURE FROM NORMAL



### U.S. Natural Gas Demand

#### Gas Week -

Average Daily Values (BCF/D):

Last Year (BCF/d)

Power - 30.8

Total Demand - 97.4

Last Week (BCF/d)

Power - 31.8

Total Demand - 95.8

[Next Report: May 16]

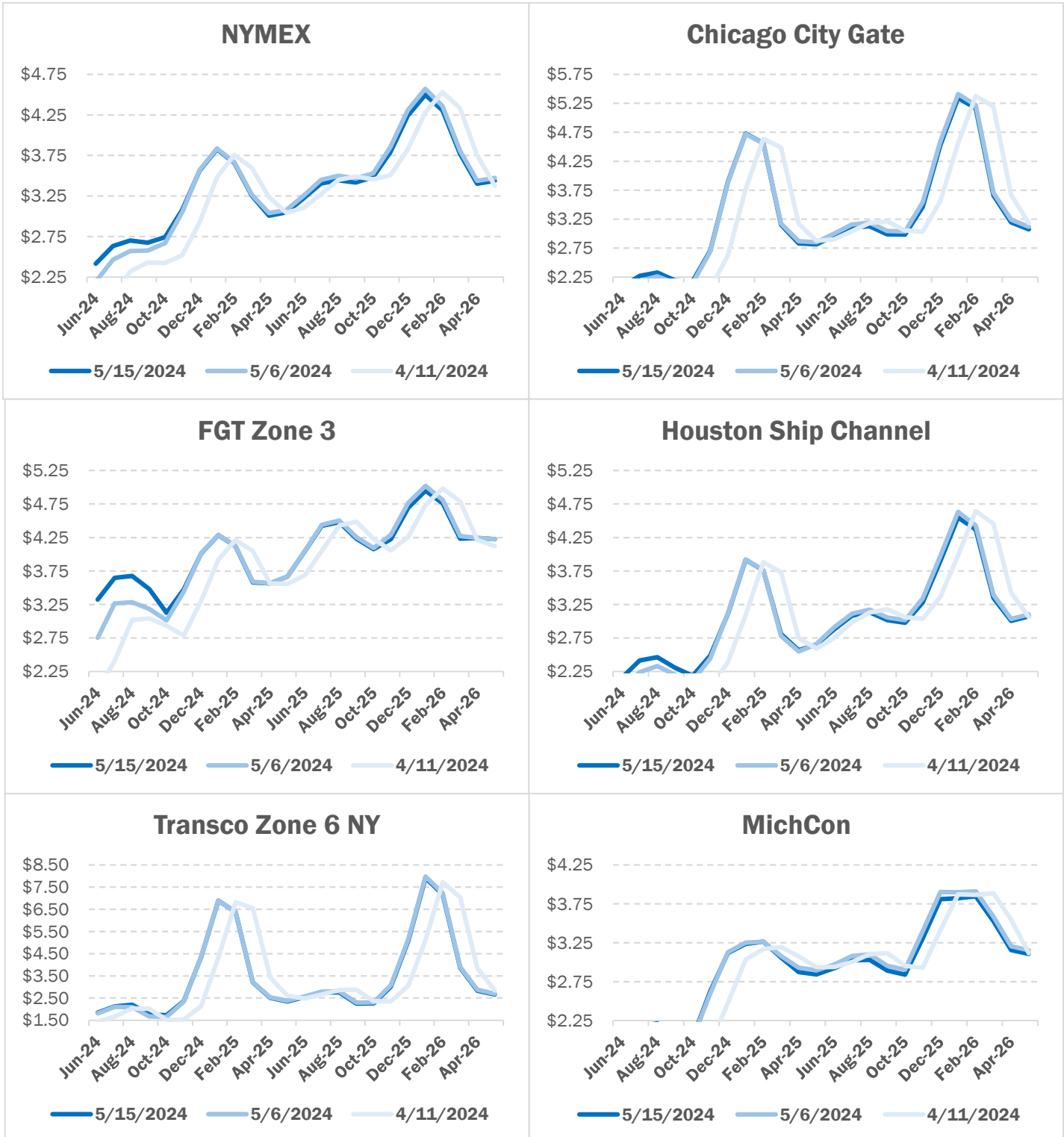
MANSFIELD EIA PREDICTION

**74**

# NATURAL GAS NEWS



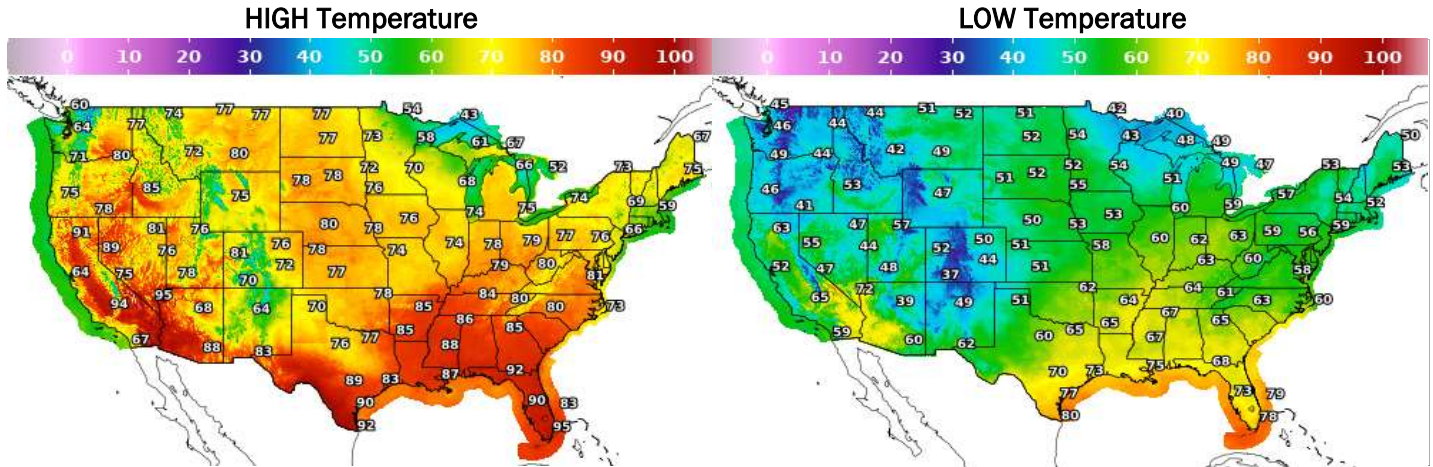
## NATURAL GAS BASIS FUTURES



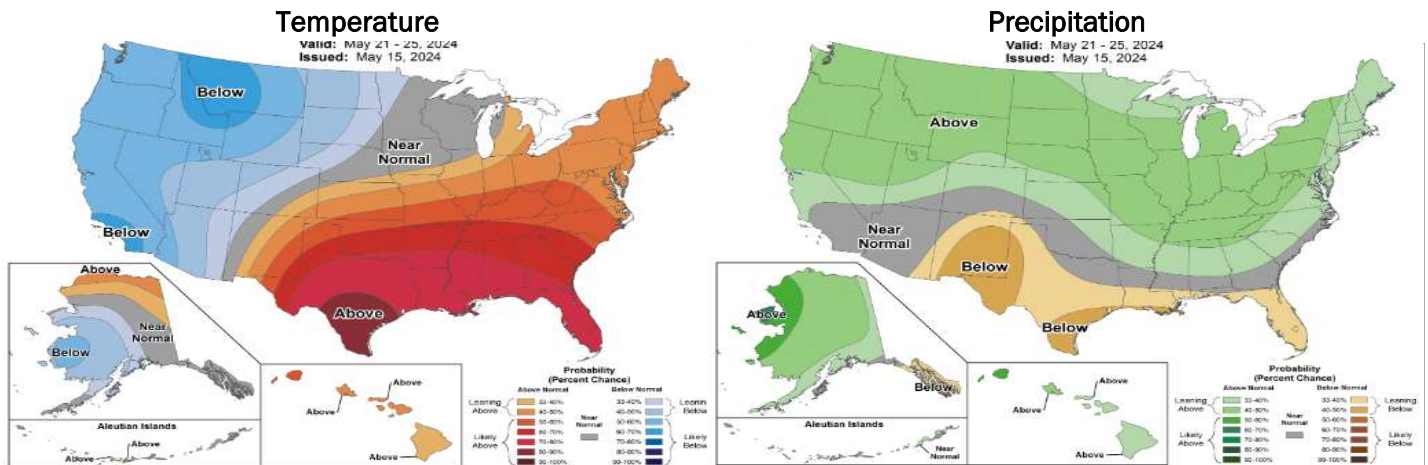
# NATURAL GAS NEWS



## WEATHER - HIGH / LOW TEMPERATURE - TOMORROW



## WEATHER - 6 - 10 DAY OUTLOOK - NOAA



## WEATHER - 8 - 14 DAY OUTLOOK - NOAA

