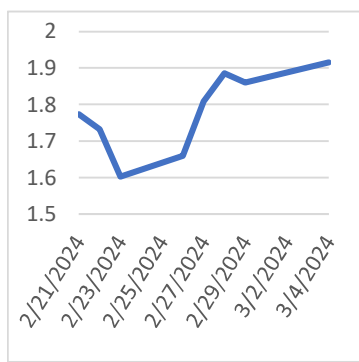


Tuesday, March 5, 2024

### Last Week's Prompt NYMEX



### NYMEX NG Futures

Month	Close	Change
Apr-24	1.916	0.056
May-24	2.073	0.065
Jun-24	2.312	0.063
Jul-24	2.567	0.060
Aug-24	2.639	0.055
Sep-24	2.623	0.056
Oct-24	2.690	0.050
Nov-24	3.071	0.046
Dec-24	3.549	0.050
Jan-25	3.818	0.049
Feb-25	3.658	0.044
Mar-25	3.302	0.044
Apr-25	3.074	0.044
May-25	3.106	0.041
Jun-25	3.269	0.040
Jul-25	3.434	0.034
Aug-25	3.470	0.034
Sep-25	3.426	0.033
Oct-25	3.482	0.033
Nov-25	3.813	0.038
Dec-25	4.223	0.035
Jan-26	4.477	0.038
Feb-26	4.269	0.032
Mar-26	3.710	0.021
1 YR STRIP	2.852	0.053
2025	3.506	0.038

### IN THE NEWS

#### Natural Gas News: Mixed Performance Post

U.S. natural gas futures are putting in a mixed performance on Tuesday after a recent surge to their highest point since early February. The spike in prices came as a reaction to major producers cutting output due to low prices caused by a warmer-than-expected winter and unprecedented U.S. production levels. At 12:26 GMT, natural gas futures are trading \$1.895, down \$0.021 or -1.10%. EQT, a significant Appalachian drilling company, reduced its output by 1 billion cubic feet per day in late February, a cut that represents about 15% of its total production. This reduction is set to continue throughout March, with a re-evaluation planned thereafter. This move followed a similar strategy by Chesapeake, another key player in the industry. Since February 20, when natural gas prices were at their lowest in decades when a... For more info go to <https://tinyurl.com/5emn2bz7>

#### Natural Gas faces headwinds with summer

Natural Gas (XNG/USD) completely drops the ball and sinks in red numbers for this Tuesday. The premature winning streak ends quite quickly with traders selling near term contracts as further dated contracts are selling off even harder. Biggest reason is the absence of European demand in the market where apparently demand to refuel the gas stockpiles is even more disappointing as first anticipated. Meanwhile, the US Dollar (USD) is gearing up for the first of many eventful days this week. Today, the so-called Super Tuesday takes place in the presidential primary election. The second big event will take place on Thursday, with the European Central Bank (ECB) monetary policy decision as a litmus test for the US Federal Reserve meeting on March 20. Ahead of Super Tuesday Primaries results, tr... For more info go to <https://tinyurl.com/3ananhv3>

#### Artificial Intelligence Could Trigger a Natural Gas Boom

When the use of seismic surveys became common place, Oil and gas drillers used to drill only in spots the human eye could detect from seismic and other data, but that's all changing now. The next round of onshore discoveries is being aided by new Artificial Intelligence and Machine Learning software that sees what we can't, forever disrupting the exploration game. Nowhere is this more urgent than in Europe—a continent starved for domestic resources since the Russian invasion of Ukraine and the weaponization of Russian natural gas. Machine Learning software capable of sampling large volumes of 3D seismic, breaking down wave forms to identify unique patterns, and revealing new targets for the drill bit that the human eye has never seen ... That completely changes exploration. It's been used ar... For more info go to <https://tinyurl.com/449uktpa>

### Prompt Natural Gas (NG) Daily Sentiment

BEARISH



RESISTANCE  
1.98 & 2.044  
SUPPORT  
1.861 & 1.806

### NATURAL GAS

Futures	Close
NG	\$1.916
Volume	43,032
Open Int.	262,445

### Contact Us



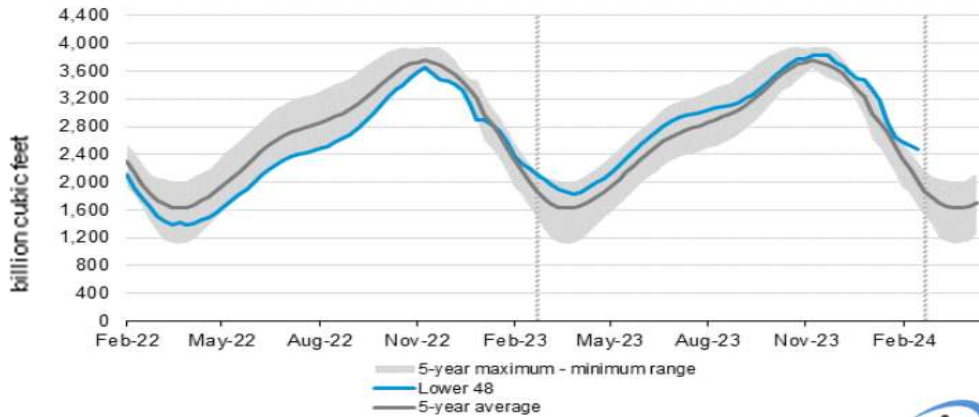
Mansfield Energy Corp  
1025 Airport Pkwy  
Gainesville, GA 30501  
[www.mansfield.energy](http://www.mansfield.energy)

info@mansfieldoil.com  
Phone: (800) 695 - 6626

# NATURAL GAS NEWS



## WEEKLY GAS IN UNDERGROUND STORAGE WITH 5-YR RANGE



for week ending February 23, 2024 | Released: February 29, 2024 | Next Release: March 07, 2024

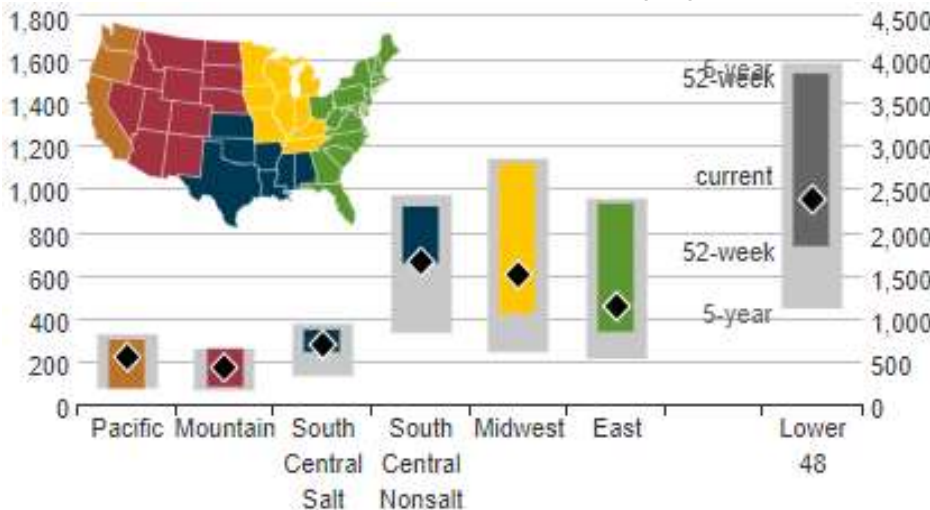
## EIA Weekly Storage Actual and Surveys for

February 23, 2024

Released February 29, 2024

Range	-80 to -100
S&P Global	-90
FX Street	-88
Investing.com	-86

## UNDERGROUND WORKING NAT GAS STORAGE AS OF 02/23/2024



## Total Working Gas In Storage

**2374 BCF**

- 96 BCF (LAST WEEK)
- 248 BCF (LAST YEAR)
- 498 BCF (5-YEAR AVG)

## U.S. Natural Gas Supply

### Gas Week -

Average Daily Values (BCF/D):

### Last Year (BCF/d)

Dry Production -	101.3
Total Supply -	109.5

### Last Week (BCF/d)

Dry Production -	103.8
Total Supply -	109.5

[Next Report: February 28]

## U.S. Natural Gas Demand

### Gas Week -

Average Daily Values (BCF/D):

### Last Year (BCF/d)

Power -	31.7
Total Demand -	121.0

### Last Week (BCF/d)

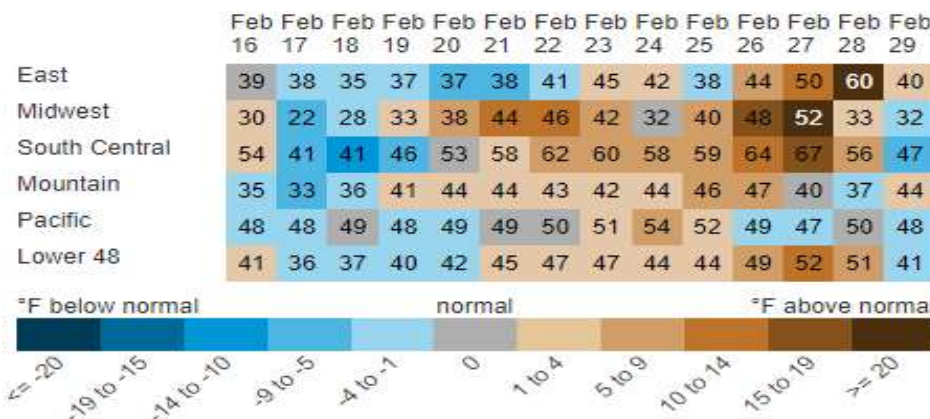
Power -	32.3
Total Demand -	124.5

[Next Report: February 28]

## MANSFIELD EIA PREDICTION

**-85**

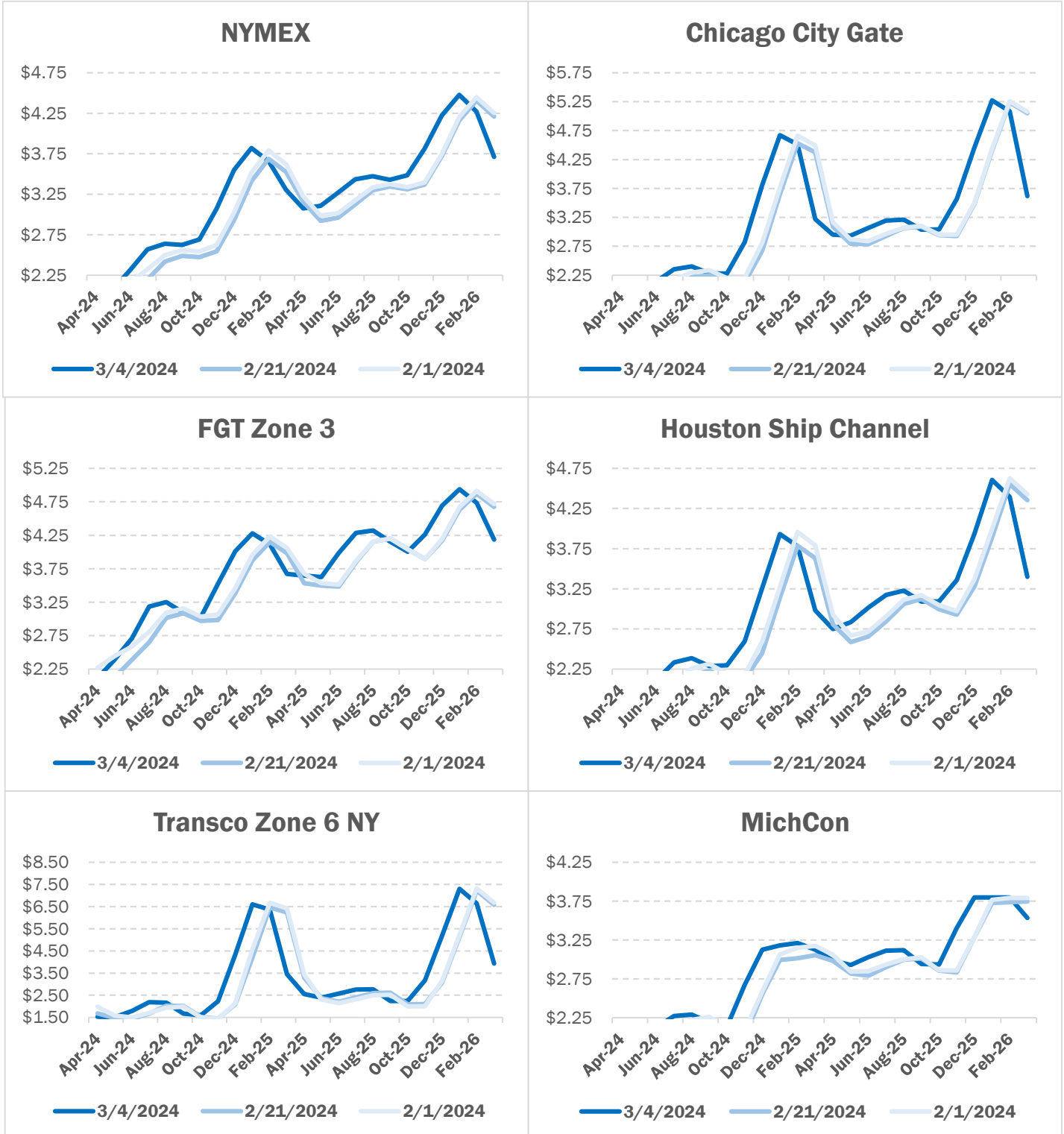
## REGIONAL AVG TEMPERATURES AND DEPARTURE FROM NORMAL



# NATURAL GAS NEWS



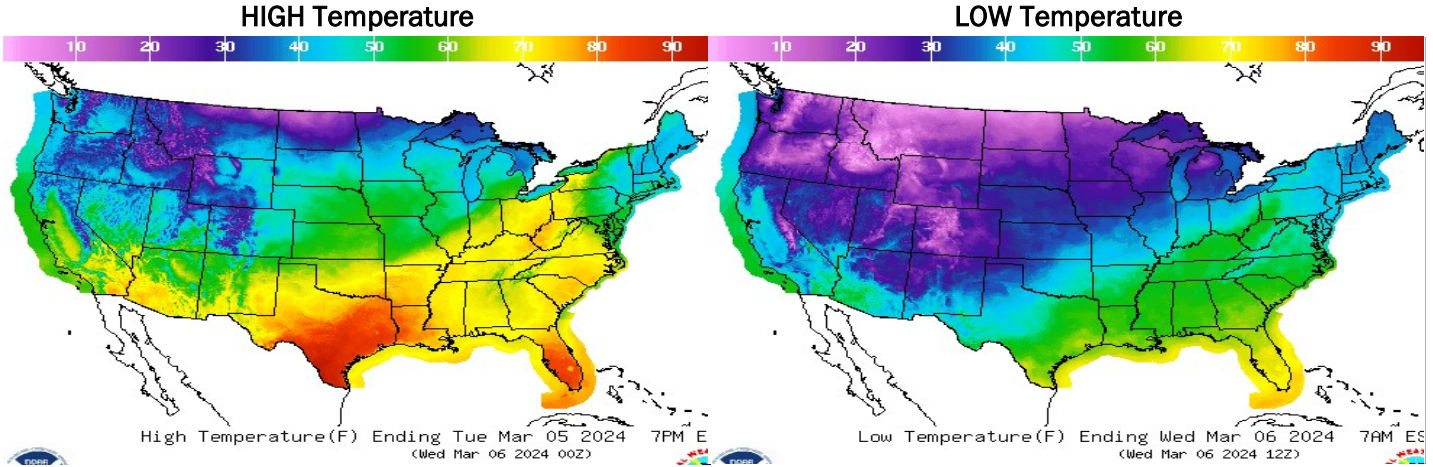
## NATURAL GAS BASIS FUTURES



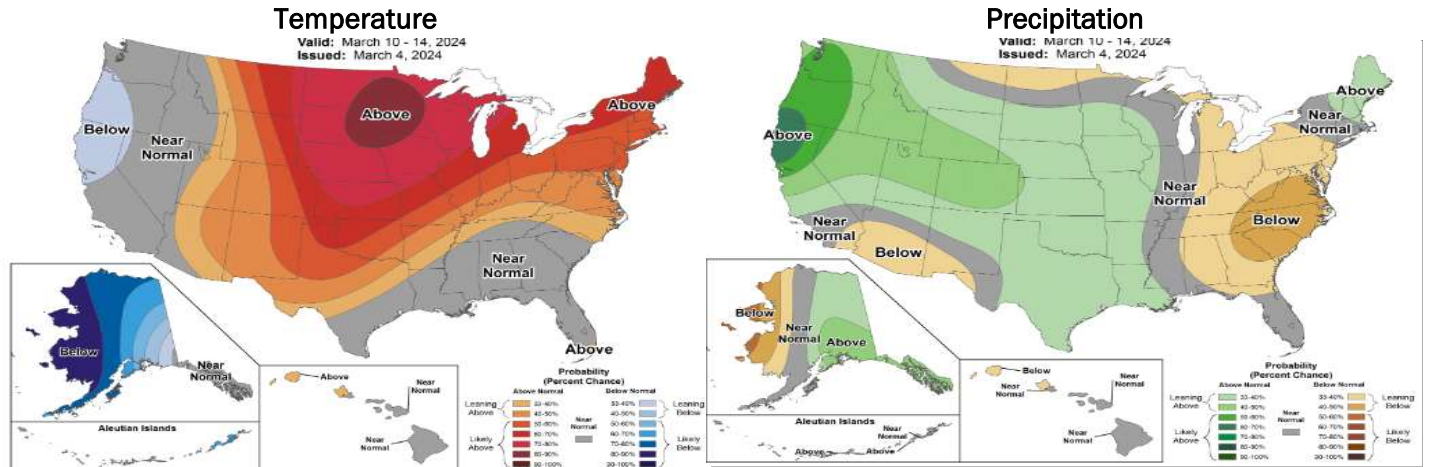
# NATURAL GAS NEWS



## WEATHER - HIGH / LOW TEMPERATURE - TOMORROW



## WEATHER - 6 - 10 DAY OUTLOOK - NOAA



## WEATHER - 8 - 14 DAY OUTLOOK - NOAA

