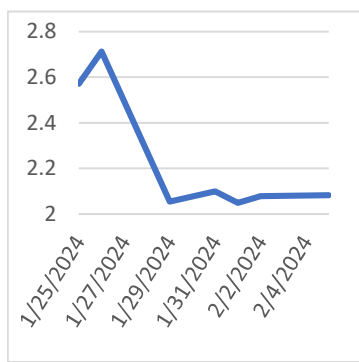


Tuesday, February 6, 2024

Last Week's Prompt  
NYMEX



NYMEX NG Futures

Month	Close	Change
Mar-24	2.082	0.003
Apr-24	2.074	-0.012
May-24	2.154	-0.017
Jun-24	2.315	-0.016
Jul-24	2.491	-0.018
Aug-24	2.550	-0.022
Sep-24	2.538	-0.022
Oct-24	2.616	-0.023
Nov-24	3.019	-0.022
Dec-24	3.509	-0.024
Jan-25	3.781	-0.024
Feb-25	3.615	-0.023
Mar-25	3.231	-0.017
Apr-25	2.992	-0.007
May-25	3.018	-0.002
Jun-25	3.172	0.000
Jul-25	3.329	0.002
Aug-25	3.372	0.004
Sep-25	3.341	0.007
Oct-25	3.405	0.006
Nov-25	3.752	0.005
Dec-25	4.204	0.000
Jan-26	4.450	-0.008
Feb-26	4.268	-0.002
1 YR STRIP	2.729	-0.018
2025	3.434	-0.004

IN THE NEWS

**Natural Gas Prices Forecast: Traders Eyeing**

Current Market Trends and Speculation Impact U.S. natural gas futures are showing a downward trend on Monday, reversing earlier gains that were driven by expectations of increased demand due to anticipated colder weather at the end of February. This shift in the market stems from a lack of new buying interest and the resilience of short sellers. At 13:53 GMT, Natural Gas Futures are trading \$2.050, down \$0.029 or -1.39%. The short-term weather outlook provided by NatGasWeather indicates a mix of rain and snow across the U.S., including a significant storm over California. With most regions experiencing near to warmer-than-normal temperatures, especially in the southern states, the national demand for natural gas remains very light. These mild conditions are expected to keep natural gas prices low in the immediate ... For more info go to <http://tinyurl.com/bdf5eesy>

**Exclusive: Russia's Novatek sets up China office**

SINGAPORE/MOSCOW, Feb 6 (Reuters) - Russian natural gas producer Novatek (NVTK.MM), opens new tab is building a new China-based team to explore marketing the fuel, sources familiar with the plans said, as U.S. sanctions thwart plans for exports from its new multi-billion dollar Arctic project. The move illustrates Russian energy companies' continued pivot to Asia, especially China, after the Ukraine conflict cut off their access to markets in Europe. A China operation may help Novatek find customers for its newest liquefied natural gas (LNG) project, Arctic LNG 2, after U.S. sanctions were imposed. Novatek, Russia's largest LNG producer, has been building a Beijing-based business development and marketing team in recent months, six sources with knowledge of the matter said. The sources dec... For more info go to <http://tinyurl.com/mr24bfvu>

**Asia LNG Imports are robust, but record supply**

LAUNCESTON, Australia, Feb 5 (Reuters) - The spot price of liquefied natural gas (LNG) is continuing to meander at low levels amid ample supply from major exporters and signs that winter demand is easing in the top-importing regions of Asia and Europe. The spot price for LNG delivered to north Asia ended at \$9.60 per million British thermal units (mmBtu) in the week to Feb. 2, up slightly from the seven-month low of \$9.50 the previous week. Spot LNG prices have broken their usual seasonal pattern of rising during the northern winter and again in summer, but declining in the shoulder periods between peak demand. The Asian spot price reached its lowest point for 2023 in early June at \$9.00 per mmBtu and only managed a small rally heading into winter, peaking at \$17.90 on Oct. 20, before ten... For more info go to <http://tinyurl.com/2kz9w7b5>

Prompt Natural Gas (NG)  
Daily Sentiment

BEARISH



RESISTANCE  
2.126 & 2.169  
SUPPORT  
2.04 & 1.997

NATURAL GAS

Futures	Close
NG	\$2.082
Volume	57,213
Open Int.	395,041

Contact Us



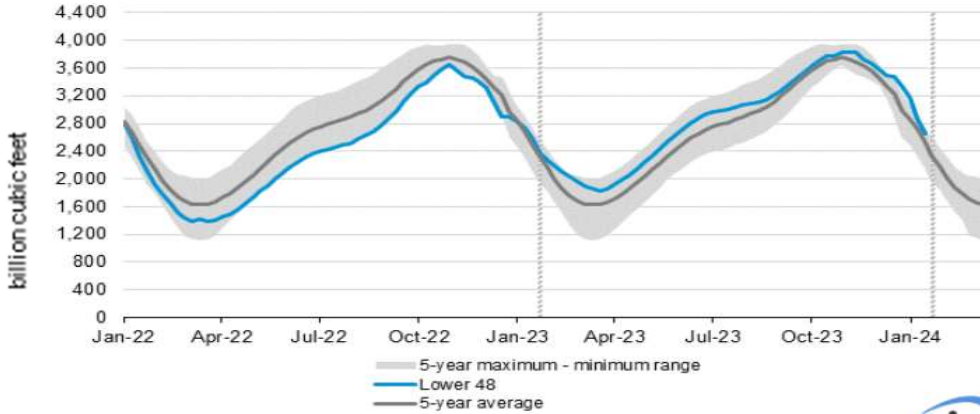
Mansfield Energy Corp  
1025 Airport Pkwy  
Gainesville, GA 30501  
[www.mansfield.energy](http://www.mansfield.energy)

info@mansfieldoil.com  
Phone: (800) 695 - 6626

# NATURAL GAS NEWS



## WEEKLY GAS IN UNDERGROUND STORAGE WITH 5-YR RANGE



for week ending January 26, 2024 | Released: February 01, 2024 | Next Release: February 08, 2024

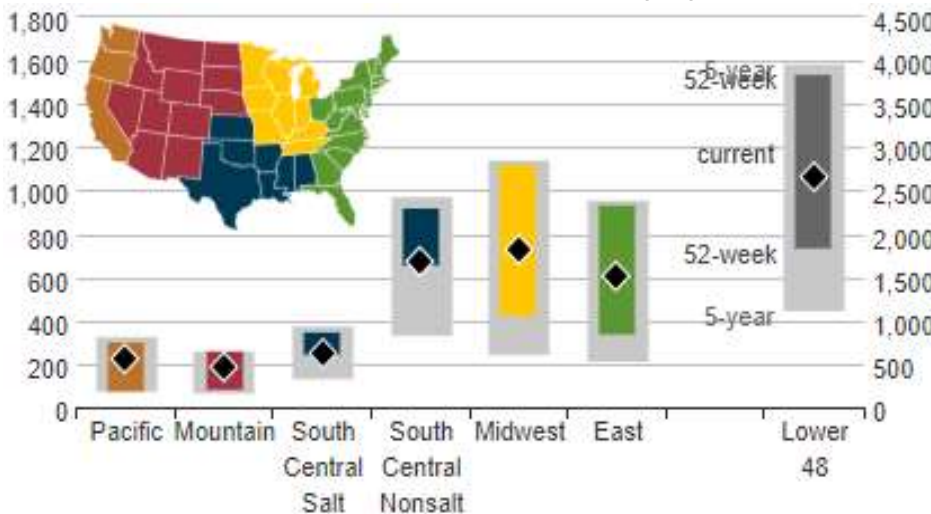
### EIA Weekly Storage Actual and Surveys for

January 26, 2024

Released February 01, 2024

Range	-175 to -240
S&P Global	-200
FX Street	-194
Investing.com	-202

## UNDERGROUND WORKING NAT GAS STORAGE AS OF 01/26/2024



### Total Working Gas In Storage

**2659 BCF**

-197 BCF (LAST WEEK)

54 BCF (LAST YEAR)

130 BCF (5-YEAR AVG)

### U.S. Natural Gas Supply

#### Gas Week -

Average Daily Values (BCF/D):

Last Year (BCF/d)

Dry Production - 99.9

Total Supply - 105.8

Last Week (BCF/d)

Dry Production - 99.9

Total Supply - 108.1

[Next Report: February 07]

## REGIONAL AVG TEMPERATURES AND DEPARTURE FROM NORMAL

	Jan 19	Jan 20	Jan 21	Jan 22	Jan 23	Jan 24	Jan 25	Jan 26	Jan 27	Jan 28	Jan 29	Jan 30	Jan 31	Feb 01
East	31	25	26	30	35	46	51	53	50	46	41	39	41	42
Midwest	13	8	12	19	31	38	40	40	38	36	35	35	38	41
South Central	35	28	31	40	47	53	55	53	52	49	50	53	54	56
Mountain	32	33	35	38	38	38	38	38	39	42	45	46	47	46
Pacific	48	47	48	49	50	47	49	51	54	58	59	56	54	49
Lower 48	31	26	28	33	39	45	48	49	47	46	45	44	45	46

\*F below normal      normal      \*F above normal

<= -20    -19 to -15    -14 to -10    -9 to -5    -4 to -1    0    1 to 4    5 to 9    10 to 14    15 to 19    >= 20

### U.S. Natural Gas Demand

#### Gas Week -

Average Daily Values (BCF/D):

Last Year (BCF/d)

Power - 32.2

Total Demand - 129.0

Last Week (BCF/d)

Power - 36.8

Total Demand - 141.4

[Next Report: February 07]

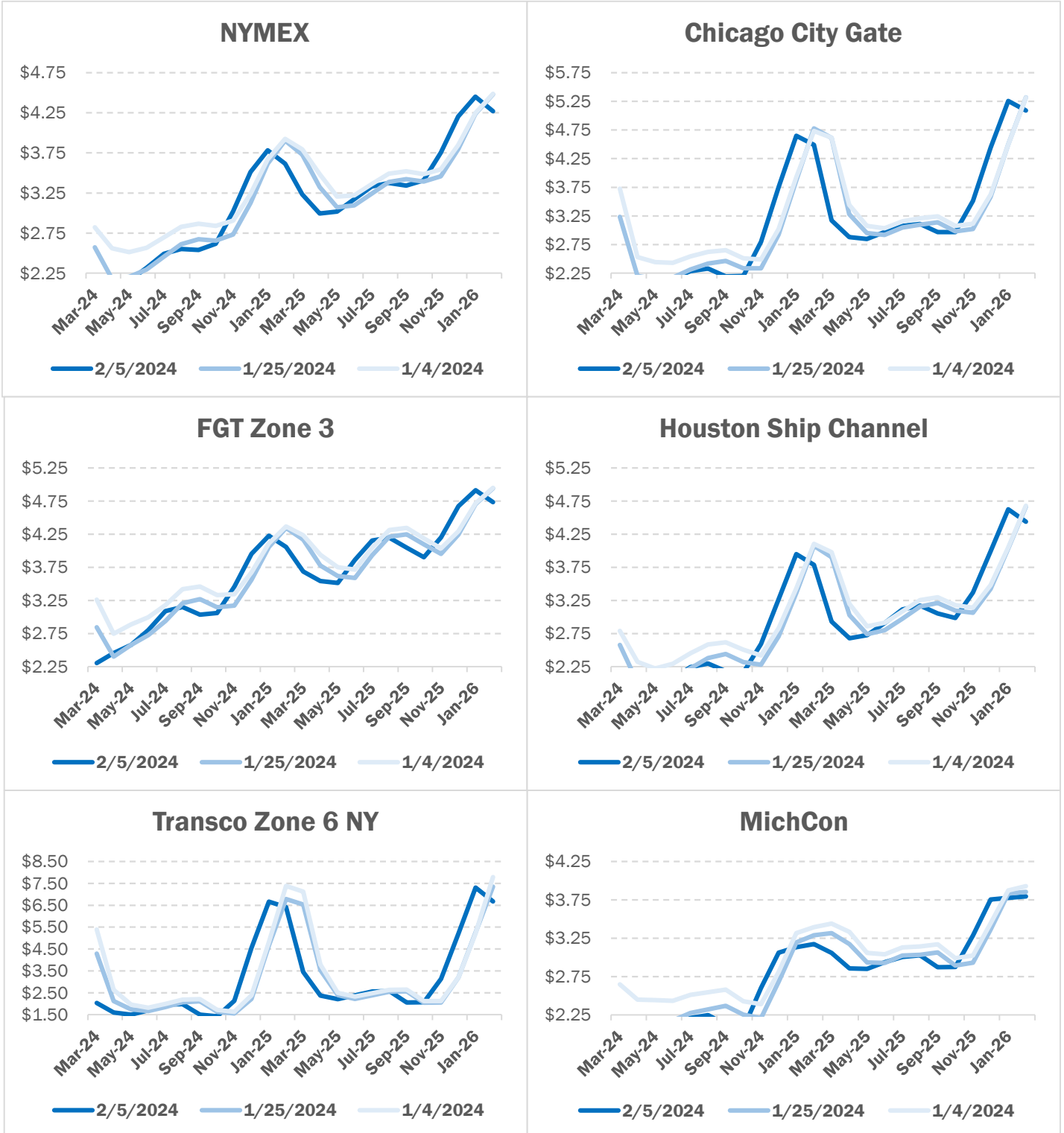
MANSFIELD EIA PREDICTION

**-205**

# NATURAL GAS NEWS



## NATURAL GAS BASIS FUTURES

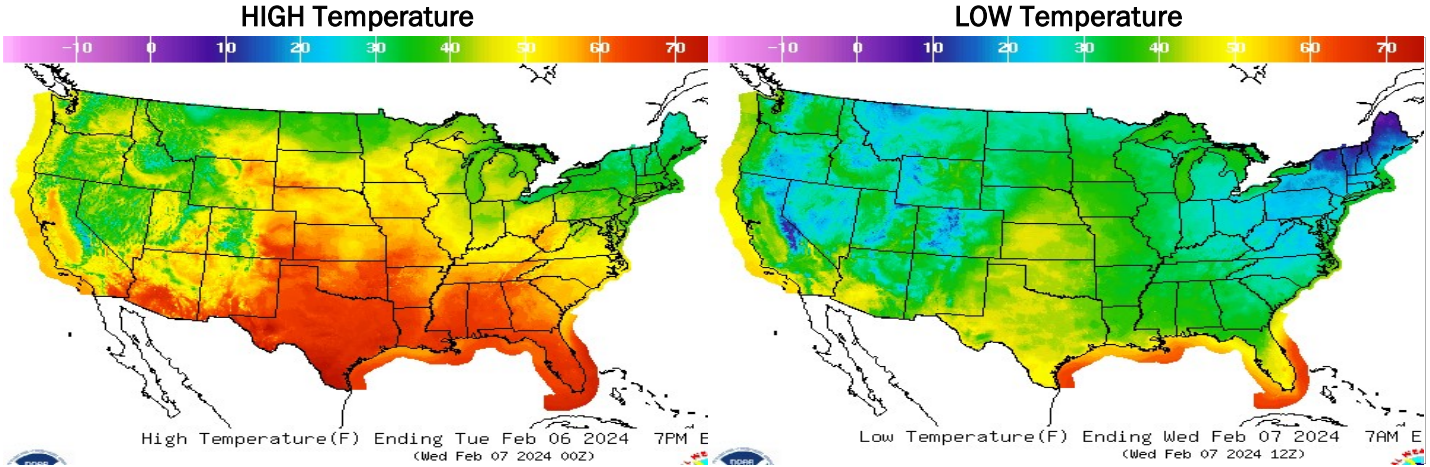




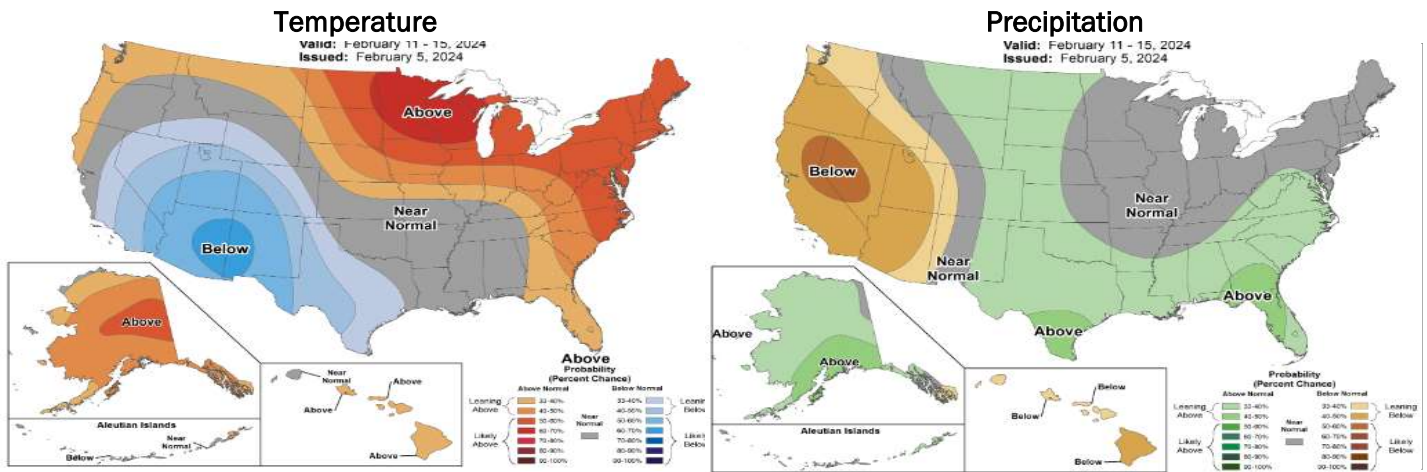
# NATURAL GAS NEWS



## WEATHER - HIGH / LOW TEMPERATURE - TOMORROW



## WEATHER - 6 - 10 DAY OUTLOOK - NOAA



## WEATHER - 8 - 14 DAY OUTLOOK - NOAA

