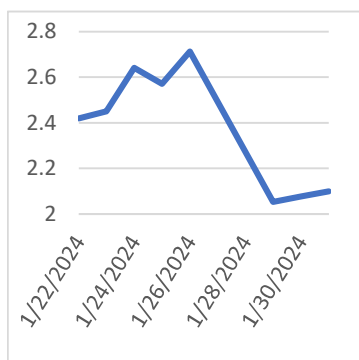


**Last Week's Prompt
NYMEX**



NYMEX NG Futures

Month	Close	Change
Mar-24	2.100	0.023
Apr-24	2.121	0.017
May-24	2.209	0.008
Jun-24	2.369	-0.001
Jul-24	2.536	-0.002
Aug-24	2.598	-0.002
Sep-24	2.579	-0.006
Oct-24	2.661	-0.006
Nov-24	3.050	0.002
Dec-24	3.537	0.005
Jan-25	3.810	-0.002
Feb-25	3.631	-0.007
Mar-25	3.235	-0.015
Apr-25	2.990	-0.022
May-25	3.019	-0.022
Jun-25	3.179	-0.022
Jul-25	3.339	-0.021
Aug-25	3.381	-0.018
Sep-25	3.343	-0.020
Oct-25	3.401	-0.020
Nov-25	3.752	-0.016
Dec-25	4.209	-0.007
Jan-26	4.451	0.002
Feb-26	4.248	-0.007
1 YR STRIP	2.767	0.002
2025	3.441	-0.016

IN THE NEWS

Natural Gas Prices Forecast: Futures Consolidating

U.S. natural gas futures are experiencing a slight uptick, consolidating for the third consecutive session. Despite this, weather forecasts suggest a bearish outlook. NatGasWeather highlights the warmest pattern in the next 15 days of the past 50 years, potentially reducing heating demand. The U.S. is witnessing an active weather pattern with varying temperatures across regions. The northern U.S. is experiencing mild temperatures, while the southern U.S. remains warm. A cold shot is expected in the Northeast, but overall, national demand for natural gas is projected to be very light in the next seven days. Natural gas futures plunged to a nine-month low as the March contract became the front-month. This drop is attributed to milder weather forecasts and lower heating demand. Additionally, U.S. industrial demand fo... For more info go to <http://tinyurl.com/yxwbzjxf>

Natural Gas stages turnaround on Woodward forecast

Natural Gas (XNG/USD) has breached the floor of 2023 at \$2.10 and is now entering an area not seen since August 2020. Though the decline could be short-lived after Woodward Inc. held a conference call and mentioned a remarkable element in there on China. Demand for natural gas trucks is booming in China, with demand having increased significantly against last year, CEO Charles Blankenship said during a conference call. The US Dollar (USD), which is negatively correlated to Gas prices, was trying to sprint away on Monday with a mix of safe-haven inflows after three US military people were killed over the weekend during a drone strike on a US base in Jordan. The US Defense administration was quick to issue comments that it is not looking for retaliation or expanding military action in the reg... For more info go to <http://tinyurl.com/mvszdpzz>

Natural Gas Prices Forecast: Futures Dip

U.S. natural gas futures are edging lower on Monday as traders assess impacts from fluctuating demand, seasonal weather patterns, and recent policy changes on LNG exports. Last week's surge, driven by cooler weather forecasts and recovery post-Arctic freeze, highlights the market's sensitivity to environmental factors and supply dynamics. At 13:39 GMT, Natural Gas Futures are trading \$2.129, down \$0.046 or -2.11%. LSEG forecasts indicate a notable decrease in natural gas demand in the coming week, followed by a slight rebound as cooler weather returns. This oscillation in demand aligns with the meteorological projections of warmer conditions until early February, succeeded by a cooler spell. Natural gas production in the Lower 48 states observed a dip in January, contrasting with December'... For more info go to <http://tinyurl.com/94pnvbt2>

**Prompt Natural Gas (NG)
Daily Sentiment**

BEARISH



RESISTANCE
2.16 & 2.219
SUPPORT
2.039 & 1.977

NATURAL GAS

Futures	Close
NG	\$2.100
Volume	45,949
Open Int.	396,465

Contact Us



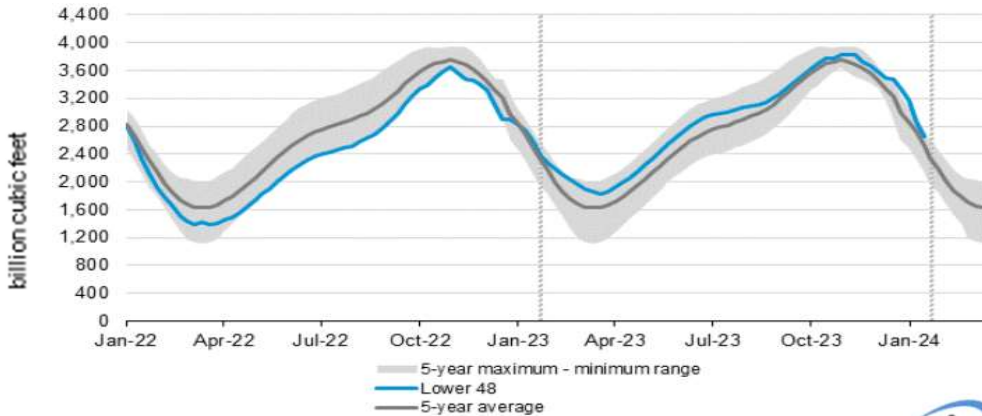
Mansfield Energy Corp
1025 Airport Pkwy
Gainesville, GA 30501
www.mansfield.energy

info@mansfieldoil.com
Phone: (800) 695 - 6626

NATURAL GAS NEWS



WEEKLY GAS IN UNDERGROUND STORAGE WITH 5-YR RANGE



for week ending January 26, 2024 | Released: February 01, 2024 | Next Release: February 08, 2024

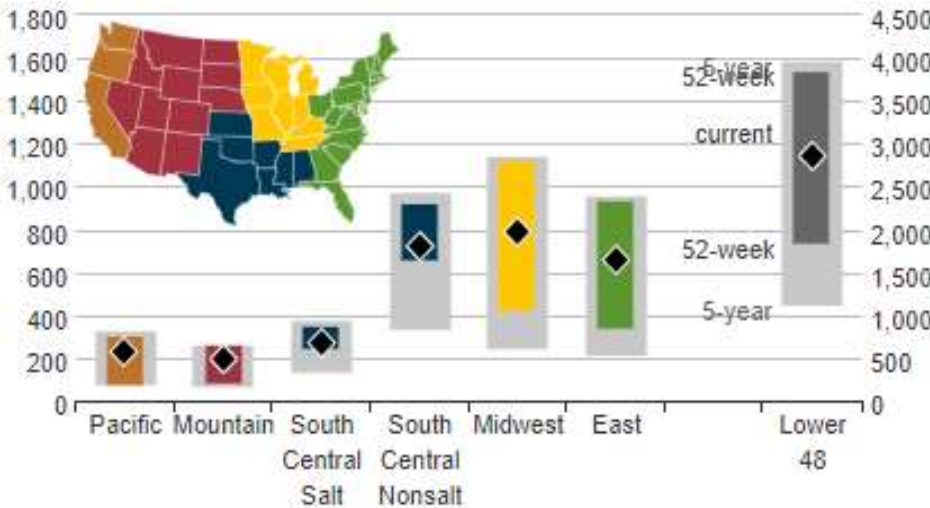
EIA Weekly Storage Actual and Surveys for

January 26, 2024

Released February 01, 2024

Range	-175 to -240
S&P Global	-200
FX Street	-194
Investing.com	-202

UNDERGROUND WORKING NAT GAS STORAGE AS OF 01/19/2024



Total Working Gas In Storage

2659 BCF

- 197 BCF (LAST WEEK)
- 54 BCF (LAST YEAR)
- 130 BCF (5-YEAR AVG)

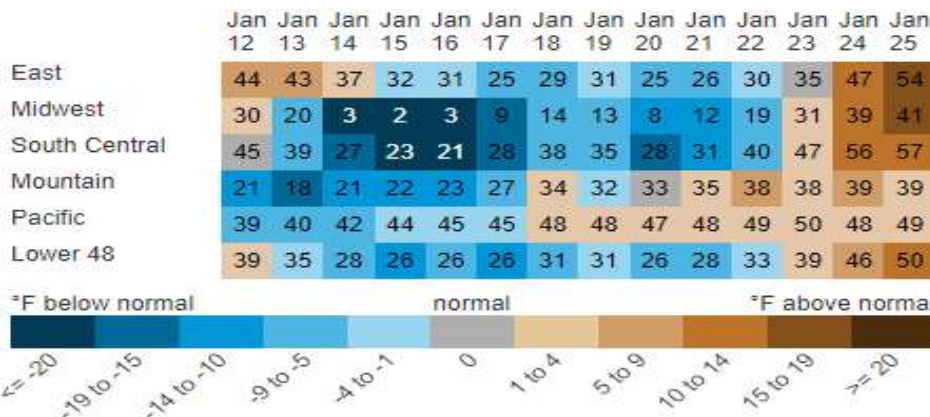
U.S. Natural Gas Supply

Gas Week -
Average Daily Values (BCF/D):

<u>Last Year (BCF/d)</u>	
Dry Production -	101.3
Total Supply -	106.6
<u>Last Week (BCF/d)</u>	
Dry Production -	95.2
Total Supply -	103.2

[Next Report: January 31]

REGIONAL AVG TEMPERATURES AND DEPARTURE FROM NORMAL



U.S. Natural Gas Demand Gas Week -

Average Daily Values (BCF/D):

<u>Last Year (BCF/d)</u>	
Power -	31.2
Total Demand -	122.7
<u>Last Week (BCF/d)</u>	
Power -	38.1
Total Demand -	150.2

[Next Report: January 31]

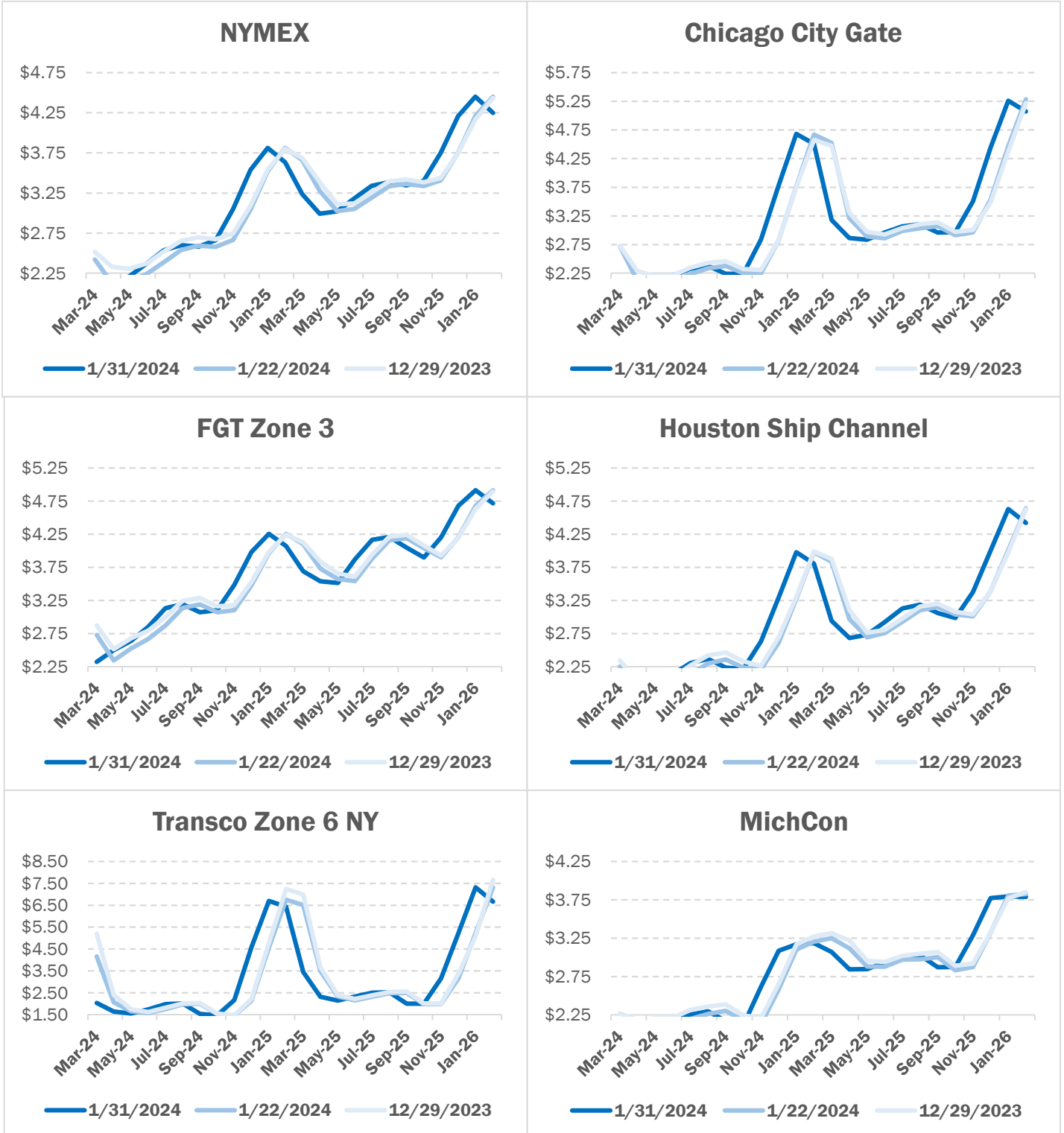
MANSFIELD EIA PREDICTION

-205

NATURAL GAS NEWS



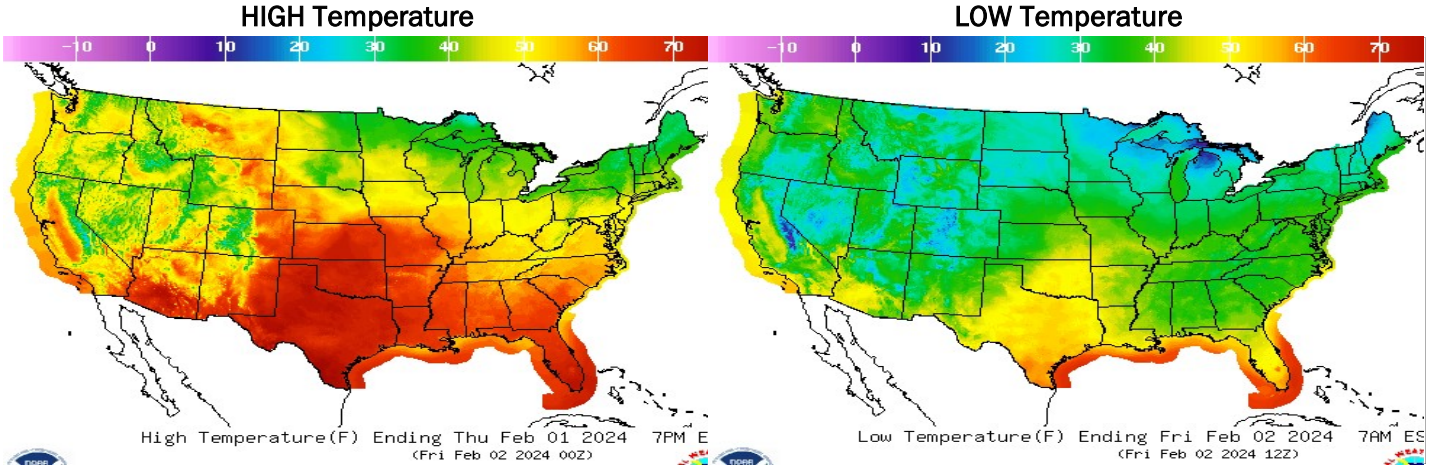
NATURAL GAS BASIS FUTURES



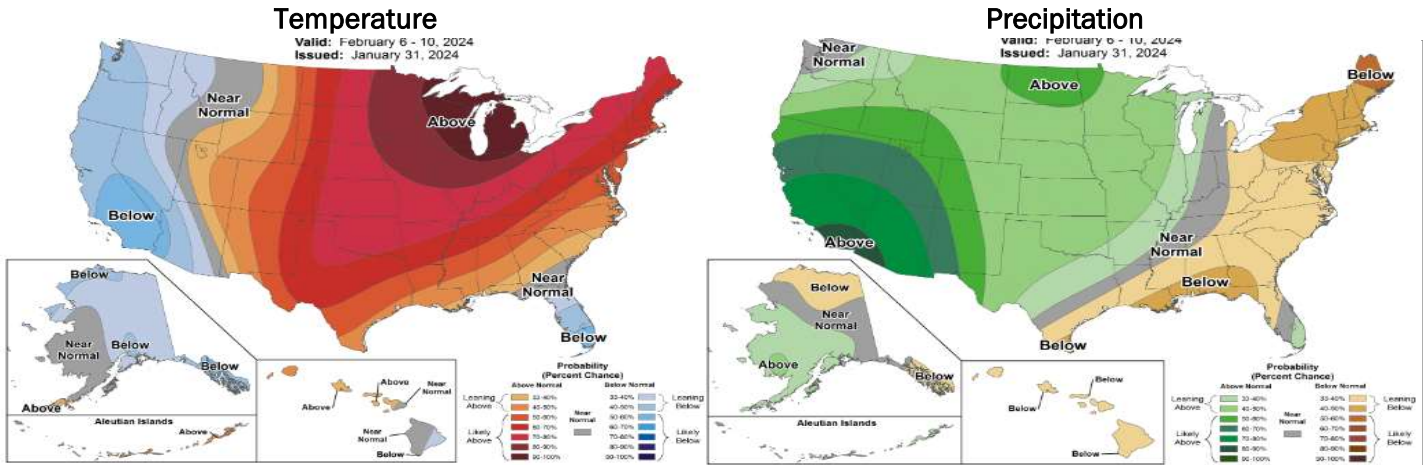
NATURAL GAS NEWS



WEATHER - HIGH / LOW TEMPERATURE - TOMORROW



WEATHER - 6 - 10 DAY OUTLOOK - NOAA



WEATHER - 8 - 14 DAY OUTLOOK - NOAA

