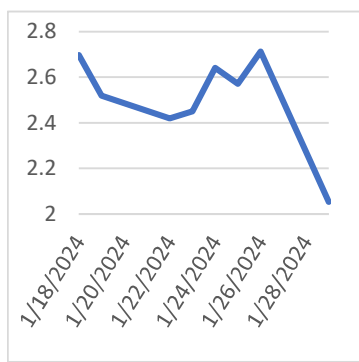


Tuesday, January 30, 2024

Last Week's Prompt NYMEX



NYMEX NG Futures

Month	Close	Change
Mar-24	2.054	-0.658
Apr-24	2.089	-0.086
May-24	2.188	-0.012
Jun-24	2.351	0.050
Jul-24	2.516	0.057
Aug-24	2.576	-0.046
Sep-24	2.556	-0.129
Oct-24	2.638	-0.030
Nov-24	3.028	0.279
Dec-24	3.519	0.380
Jan-25	3.799	0.172
Feb-25	3.616	-0.297
Mar-25	3.214	-0.521
Apr-25	2.979	-0.359
May-25	3.010	-0.081
Jun-25	3.168	0.054
Jul-25	3.326	0.064
Aug-25	3.366	-0.045
Sep-25	3.333	-0.119
Oct-25	3.394	-0.028
Nov-25	3.742	0.256
Dec-25	4.197	0.367
Jan-26	4.439	0.162
Feb-26	4.238	-0.282
1 YR STRIP	2.744	-0.027
2025	3.429	-0.045

IN THE NEWS

Natural Gas Prices Forecast: Will Cooler Weather

U.S. natural gas futures experienced a notable rise last week, closing at \$2.712, up by \$0.193 or +7.66%. This surge to a one-week high was primarily driven by forecasts of higher demand due to slightly cooler weather predictions and the gradual recovery of output following early January's Arctic freeze. As traders anticipate changes in weather conditions, this upswing reflects the market's sensitivity to both environmental factors and supply trends. Demand forecasts show significant variability in response to shifting weather patterns. LSEG projects that natural gas demand in the Lower 48 states will drop from the current level of 144.6 billion cubic feet per day (bcfd) to 124.9 bcfd next week. However, a rise to 127.8 bcfd is expected within two weeks as cooler weather sets in. This fluctuating demand aligns clo... For more info go to <http://tinyurl.com/mrxxuk7v>

US pause on LNG exports raises pressure on Canada

WINNIPEG, Manitoba, Jan 29 (Reuters) - U.S. President Joe Biden's decision to pause expansion of American liquefied natural gas (LNG) exports has raised pressure from environmental groups on the British Columbia and Canadian governments to do the same, although following suit may be politically difficult. British Columbia (B.C.) will hold an election in October, and its left-leaning New Democrat government is expected to decide late this year whether to approve Ksi Lisims' 12 million-metric ton export facility. It would become Canada's second-largest LNG terminal and also requires federal approval. Canada's first significant LNG exports may begin this year with the Shell-led (SHEL.L), opens new tab LNG Canada facility more than 90% built. A second phase under consideration by LNG Canada th... For more info go to <http://tinyurl.com/5n7e8z6y>

Natural Gas Prices Forecast: Rebounding

Natural gas futures are on the rebound, taking a pause from recent declines driven by a marked weather shift. These shifts, detailed by NatGasWeather, showcased warmer patterns from both the GFS and EC models. These unseasonal temperatures for late January and early February marked one of the warmest trends in decades. At 13:30 GMT, U.S. Natural Gas futures are trading \$2.078, up \$0.024 or +1.17%. January witnessed gas production in the Lower 48 states average 103.6 billion cubic feet per day, a dip from December's record 108.0 bcfd. However, daily U.S. gas output surged remarkably by 15.8 bcfd from January 17 to 29, peaking at 107.0 bcfd on Sunday. Notable natural gas price drops resulted from a substantial shift in weather forecasts. Both GFS and EC models predicted over 40 Heating Degre... For more info go to <http://tinyurl.com/5n756n5a>

Prompt Natural Gas (NG) Daily Sentiment

BEARISH



RESISTANCE
2.131 & 2.208
SUPPORT
2.012 & 1.97

NATURAL GAS

Futures	Close
NG	\$2.054
Volume	45,057
Open Int.	403,905

Contact Us



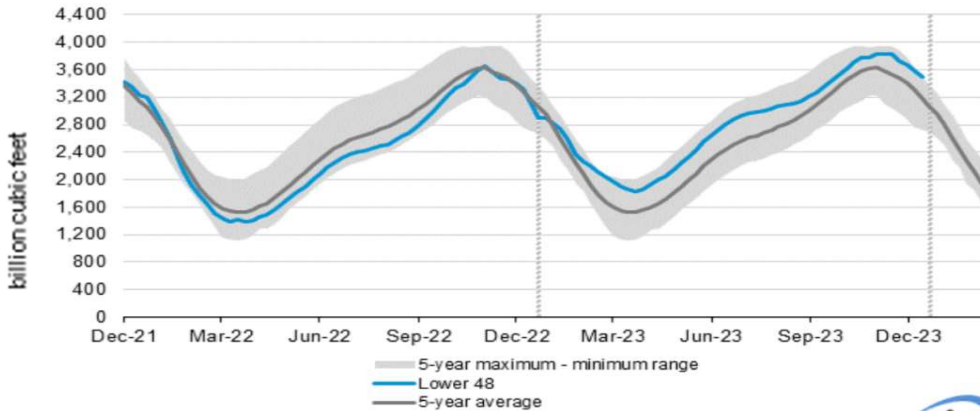
Mansfield Energy Corp
1025 Airport Pkwy
Gainesville, GA 30501
www.mansfield.energy

info@mansfieldoil.com
Phone: (800) 695 - 6626

NATURAL GAS NEWS



WEEKLY GAS IN UNDERGROUND STORAGE WITH 5-YR RANGE



for week ending January 19, 2023 | Released: January 25, 2023 | Next Release: February 01, 2024

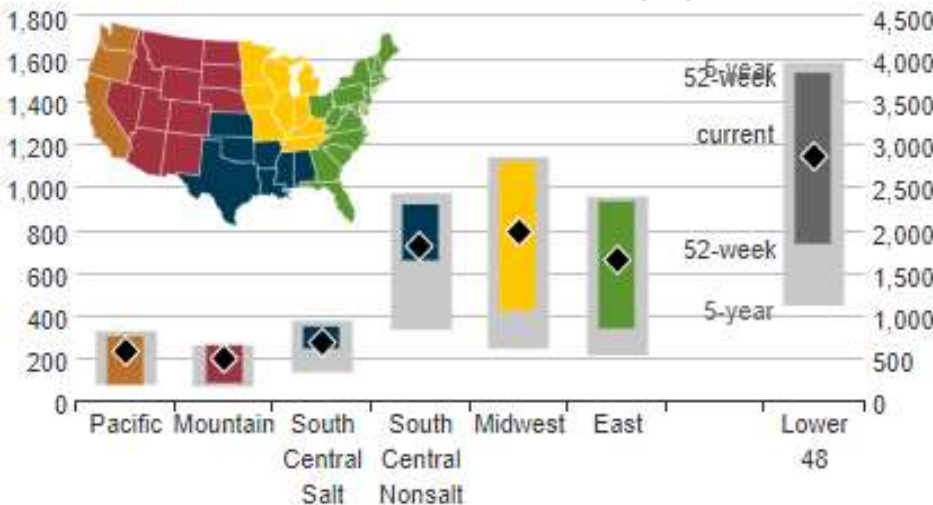
EIA Weekly Storage Actual and Surveys for

January 19, 2023

Released January 25, 2023

Range	-270 to -390
S&P Global	-326
FX Street	-326
Investing.com	-322

UNDERGROUND WORKING NAT GAS STORAGE AS OF 01/12/2024



Total Working Gas In Storage

2856 BCF

- 326 BCF (LAST WEEK)
- 110 BCF (LAST YEAR)
- 142 BCF (5-YEAR AVG)

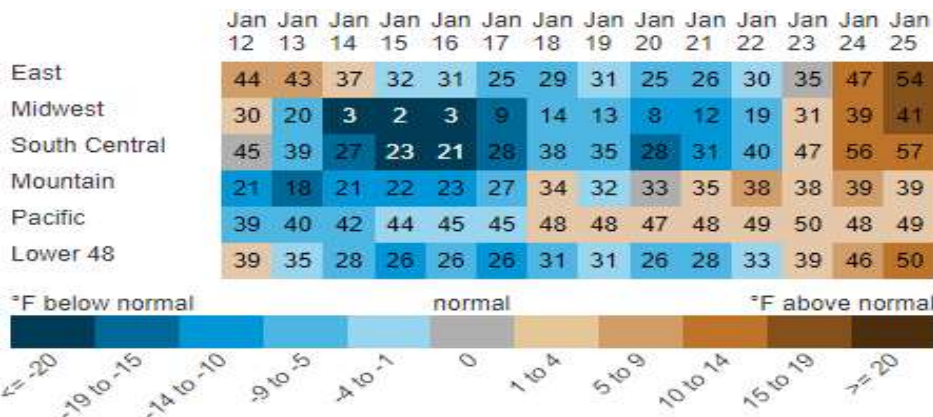
U.S. Natural Gas Supply

Gas Week -
Average Daily Values (BCF/D):

Last Year (BCF/d)	
Dry Production -	101.3
Total Supply -	106.6
Last Week (BCF/d)	
Dry Production -	95.2
Total Supply -	103.2

[Next Report: January 31]

REGIONAL AVG TEMPERATURES AND DEPARTURE FROM NORMAL



U.S. Natural Gas Demand

Gas Week -
Average Daily Values (BCF/D):

Last Year (BCF/d)	
Power -	31.2
Total Demand -	122.7
Last Week (BCF/d)	
Power -	38.1
Total Demand -	150.2

[Next Report: January 31]

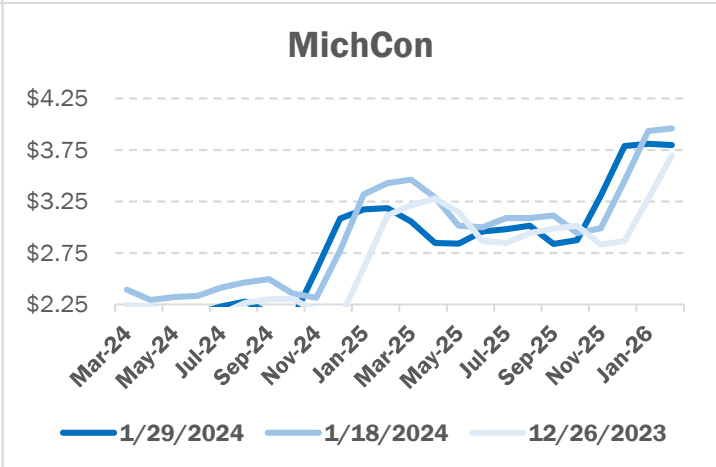
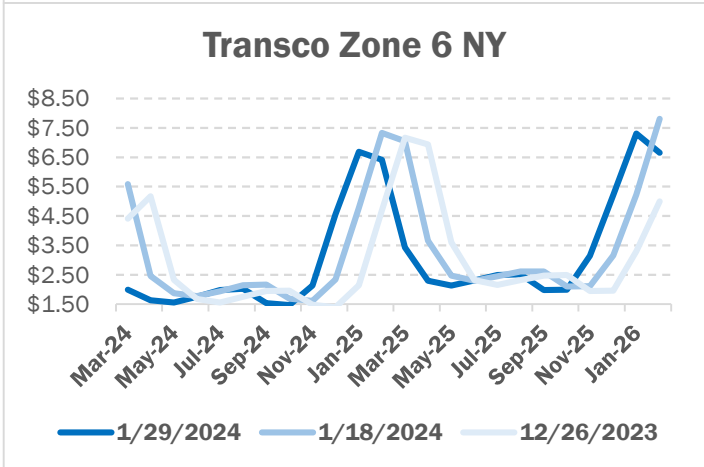
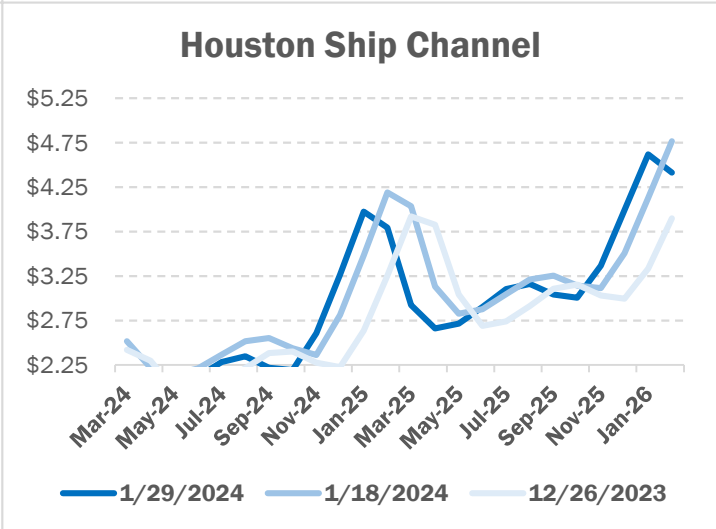
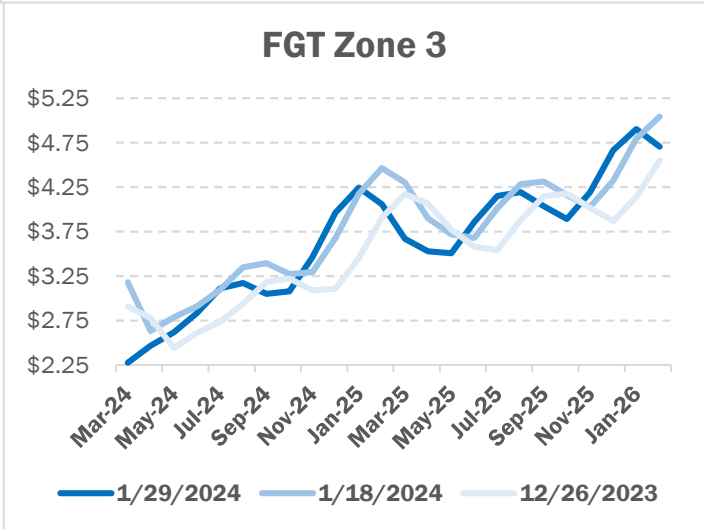
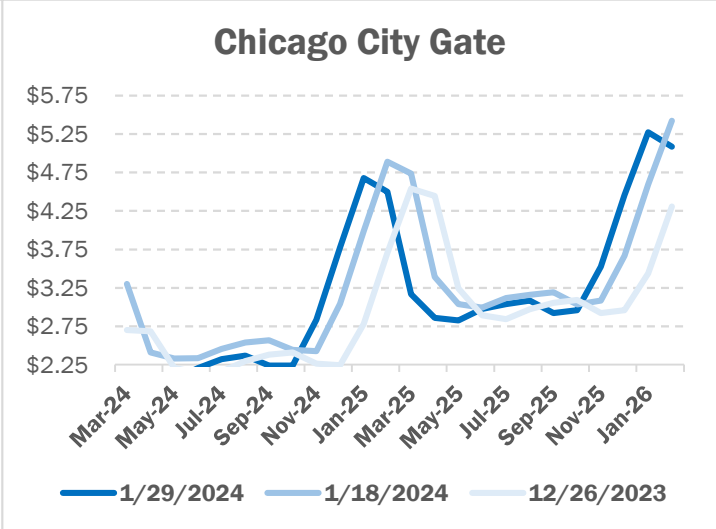
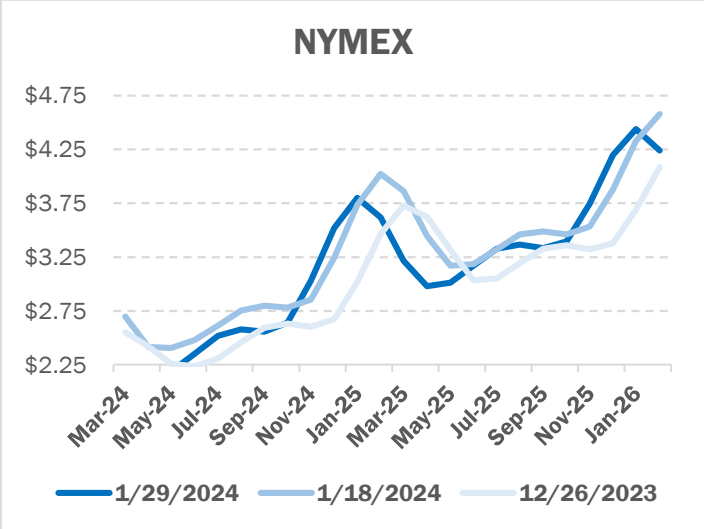
MANSFIELD EIA PREDICTION

-333

NATURAL GAS NEWS



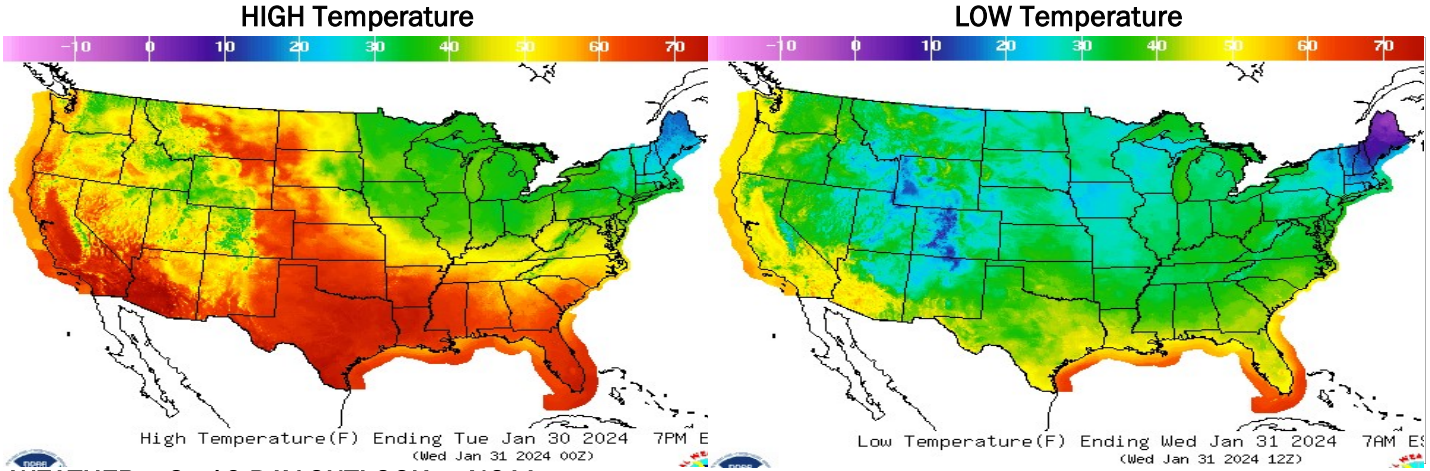
NATURAL GAS BASIS FUTURES



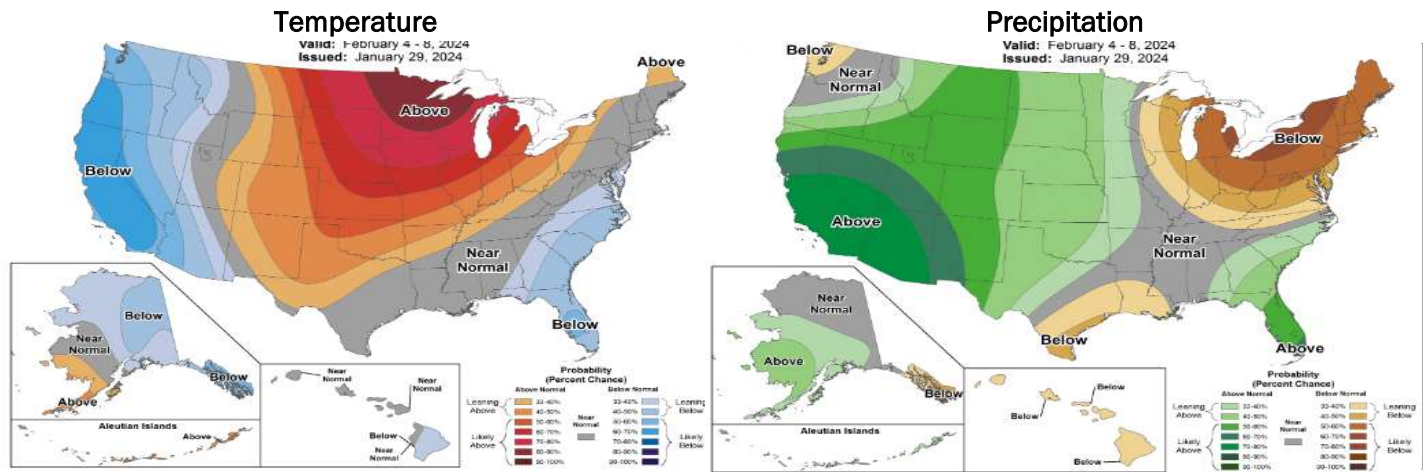
NATURAL GAS NEWS



WEATHER - HIGH / LOW TEMPERATURE - TOMORROW



WEATHER - 6 - 10 DAY OUTLOOK - NOAA



WEATHER - 8 - 14 DAY OUTLOOK - NOAA

