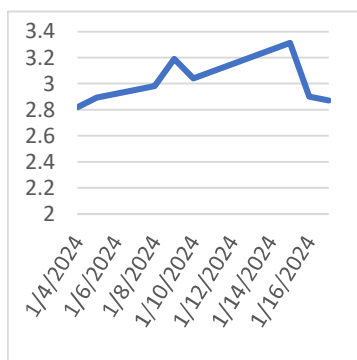


Thursday, January 18, 2024

### Last Week's Prompt NYMEX



### NYMEX NG Futures

Month	Close	Change
Feb-24	2.870	-0.030
Mar-24	2.496	0.019
Apr-24	2.475	0.022
May-24	2.534	0.021
Jun-24	2.665	0.022
Jul-24	2.803	0.021
Aug-24	2.847	0.024
Sep-24	2.827	0.026
Oct-24	2.899	0.028
Nov-24	3.283	0.030
Dec-24	3.766	0.034
Jan-25	4.051	0.040
Feb-25	3.889	0.042
Mar-25	3.480	0.037
Apr-25	3.200	0.042
May-25	3.217	0.042
Jun-25	3.353	0.042
Jul-25	3.490	0.043
Aug-25	3.517	0.044
Sep-25	3.488	0.043
Oct-25	3.556	0.044
Nov-25	3.902	0.050
Dec-25	4.350	0.049
Jan-26	4.601	0.047
1 YR STRIP 2024	2.960	0.021

### IN THE NEWS

#### Natural Gas Prices Forecast: Traders Brace

U.S. natural gas futures are facing a bearish outlook as market trends shift in response to changing weather patterns, supply factors, and the highly anticipated release of the latest U.S. Energy Information (EIA) Weekly Storage Report. Warmer Weather Ahead: Weather forecasts are pointing to a significant warming trend arriving in late January. This shift is expected to reduce heating demand for natural gas, putting downward pressure on prices. LNG Export Decline: Natural gas flows to U.S. liquefied natural gas (LNG) export plants recently hit a one-year low. Energy companies are redirecting gas supplies to the domestic market due to higher power gas prices caused by extreme cold, leading to decreased exports. Impact of Extreme Cold: The recent extreme cold weather both froze gas wells, reducing supplies, and incr... For more info go to <http://tinyurl.com/5b6unetp>

#### US natural gas supplies drop, record demand forecast

Jan 15 (Reuters) - U.S. natural gas supplies have fallen by the most in over a year as extreme cold froze wells, while heating demand was on track to hit a record on Tuesday and lift both power and gas prices to multi-year highs. The Arctic blast sent temperatures plummeting across a vast swath of the U.S., leading to power outages in the Pacific Northwest and elsewhere, and snarling everything from political campaigning to football games and travel. Analysts boosted earlier forecasts for record gas demand on Tuesday but reduced their outlook for gas use on Monday, in part because many businesses and government offices will remain shut for the long U.S. Martin Luther King Jr. Day holiday weekend. The Electric Reliability Council of Texas (ERCOT), which operates much of the state's power gr... For more info go to <http://tinyurl.com/ypx2uzcs>

#### Natural Gas in the red with global economic

Natural Gas (XNG/USD) is sinking lower with the US session coming in, with a tug-of-war where 2024 is seen as a lost year with a global economic slowdown. Gas supply is still very much solid and flowing, though there are a few elements that are starting to worry traders. The biggest factor is the escalation of tensions in Yemen, with more strikes in the Red Sea, and Iran attacking Pakistan. Meanwhile, the US Dollar (USD) is playing with fire after the Greenback has been on a tear all week. In the late hours of the US closing bell on Wednesday, the US Dollar Index (DXY) retreated and failed to hold ground above two important technical supports. This means that the lifecycle of this recent US Dollar strength could be short-lived. Frost in Texas and Louisiana is making it impossible to load U... For more info go to <http://tinyurl.com/4w8xnuxn>

### Prompt Natural Gas (NG) Daily Sentiment

BEARISH



RESISTANCE  
2.541 & 2.585  
SUPPORT  
2.427 & 2.357

### NATURAL GAS

Futures	Close
NG	\$2.870
Volume	54,370
Open Int.	89,253

### Contact Us



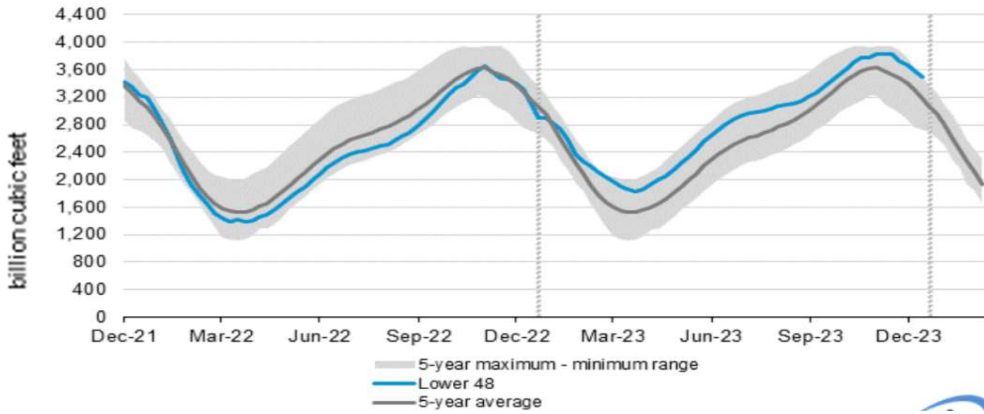
Mansfield Energy Corp  
1025 Airport Pkwy  
Gainesville, GA 30501  
[www.mansfield.energy](http://www.mansfield.energy)

info@mansfieldoil.com  
Phone: (800) 695 - 6626

# NATURAL GAS NEWS



## WEEKLY GAS IN UNDERGROUND STORAGE WITH 5-YR RANGE



for week ending January 12, 2023 | Released: January 18, 2023 | Next Release: January 25, 2024

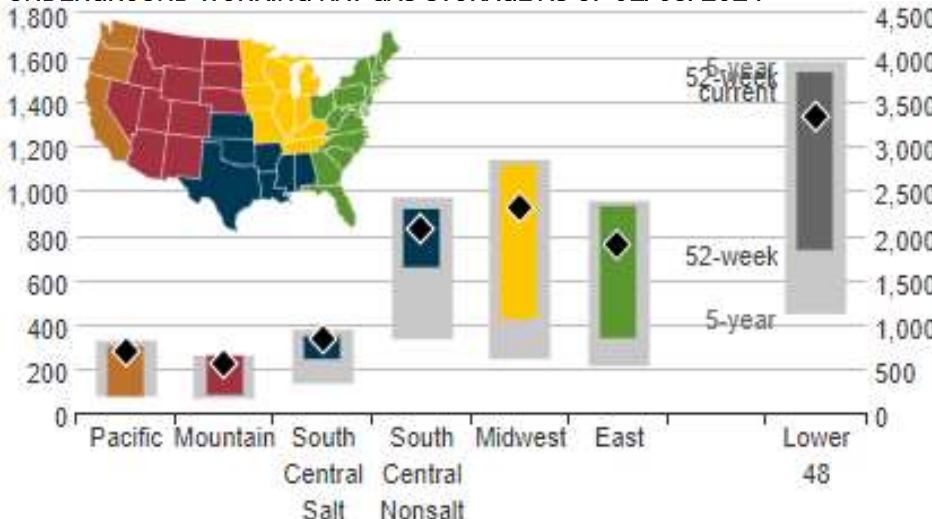
### EIA Weekly Storage Actual and Surveys for

January 12, 2023

Released January 18, 2023

Range	-150 to -195
S&P Global	-159
FX Street	-164
Investing.com	-164

## UNDERGROUND WORKING NAT GAS STORAGE AS OF 01/05/2024



### Total Working Gas In Storage

**3182 BCF**

- 154 BCF (LAST WEEK)
- 350 BCF (LAST YEAR)
- 320 BCF (5-YEAR AVG)

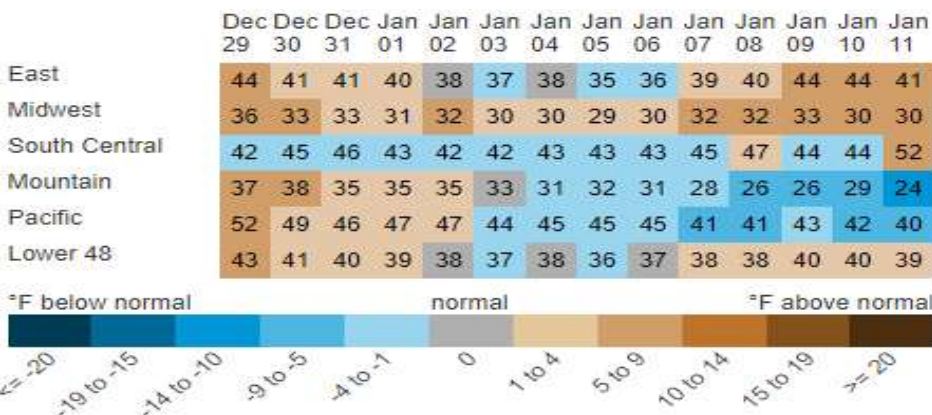
### U.S. Natural Gas Supply

**Gas Week -**  
Average Daily Values (BCF/D):

<u>Last Year (BCF/d)</u>	
Dry Production -	100.9
Total Supply -	106.3
<u>Last Week (BCF/d)</u>	
Dry Production -	100.9
Total Supply -	110.9

[Next Report: January 18]

## REGIONAL AVG TEMPERATURES AND DEPARTURE FROM NORMAL



### U.S. Natural Gas Demand

**Gas Week -**  
Average Daily Values (BCF/D):

<u>Last Year (BCF/d)</u>	
Power -	30
Total Demand -	116.9
<u>Last Week (BCF/d)</u>	
Power -	33.7
Total Demand -	126.2

[Next Report: January 18]

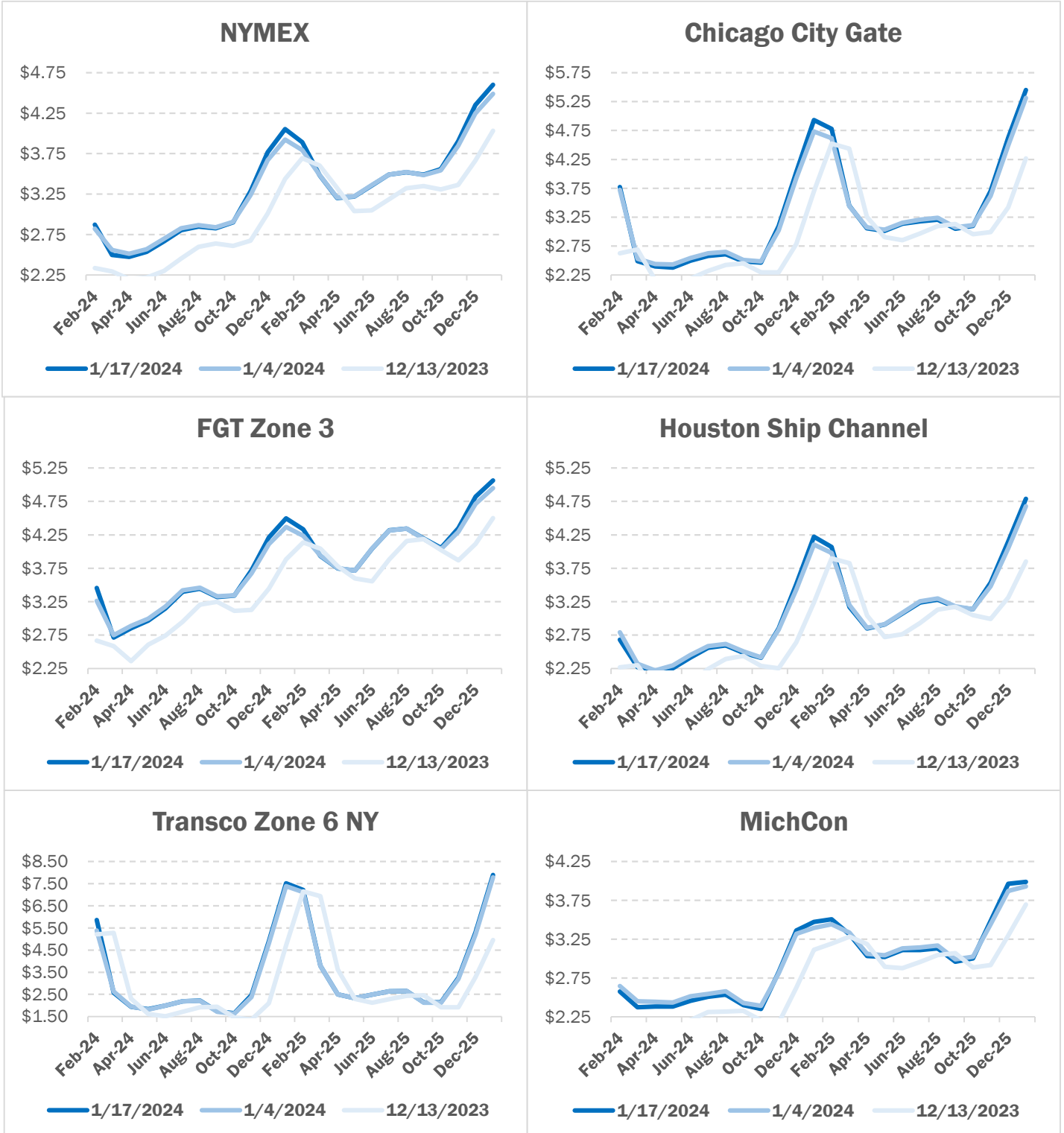
MANSFIELD EIA PREDICTION

**-160**

# NATURAL GAS NEWS



## NATURAL GAS BASIS FUTURES

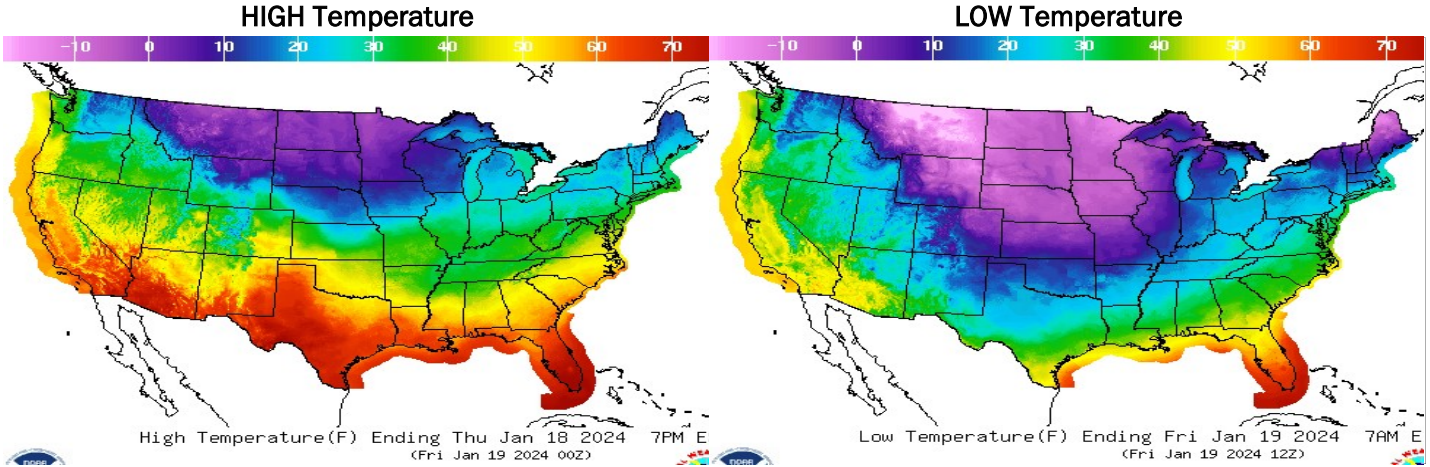




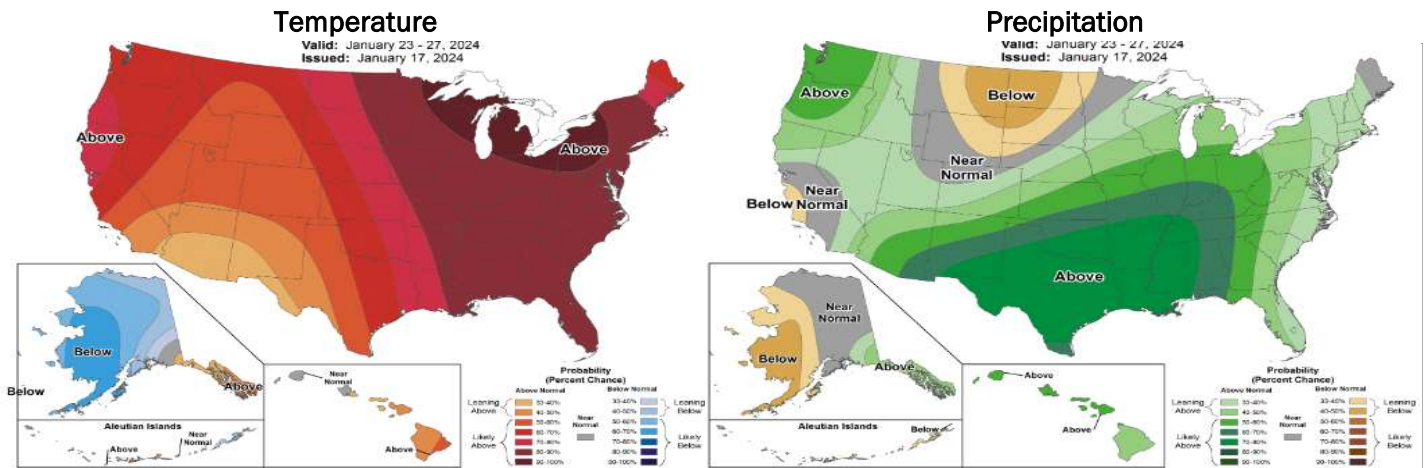
# NATURAL GAS NEWS



## WEATHER - HIGH / LOW TEMPERATURE - TOMORROW



## WEATHER - 6 - 10 DAY OUTLOOK - NOAA



## WEATHER - 8 - 14 DAY OUTLOOK - NOAA

