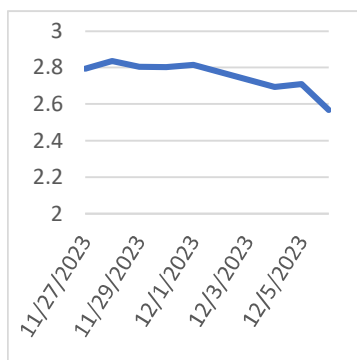


Thursday, December 7, 2023

Last Week's Prompt NYMEX



NYMEX NG Futures

Month	Close	Change
Jan-24	2.569	-0.141
Feb-24	2.517	-0.150
Mar-24	2.383	-0.150
Apr-24	2.370	-0.138
May-24	2.448	-0.139
Jun-24	2.596	-0.143
Jul-24	2.745	-0.148
Aug-24	2.794	-0.151
Sep-24	2.772	-0.155
Oct-24	2.841	-0.158
Nov-24	3.222	-0.165
Dec-24	3.689	-0.176
Jan-25	3.964	-0.182
Feb-25	3.868	-0.178
Mar-25	3.536	-0.167
Apr-25	3.215	-0.163
May-25	3.205	-0.160
Jun-25	3.317	-0.166
Jul-25	3.434	-0.171
Aug-25	3.469	-0.169
Sep-25	3.444	-0.169
Oct-25	3.518	-0.162
Nov-25	3.819	-0.178
Dec-25	4.206	-0.190
1 YR STRIP	2.746	-0.151
2024	2.746	-0.151

IN THE NEWS

Surging LNG Exports Expose The U.S. To Natural Gas

Soaring U.S. LNG exports have made natural gas a global commodity and the United States vulnerable to global price volatility. As American exports of liquefied natural gas are set to grow further this decade, the once-isolated U.S. natural gas prices will become increasingly linked to the pace of LNG exports and global supply and demand. As Europe has been scrambling to replace Russian pipeline gas supply since Russia's invasion of Ukraine, growing volumes of U.S. LNG are making their way to Europe instead of Asia. Exporters are also signing long-term deals to ship the gas from existing and future LNG export facilities to international markets to underpin final investment decisions for the new plants. With more domestically produced natural gas feeding export facilities and helping Europe stock up on LNG, U.S. ... For more info go to <https://shorturl.at/gkvG3>

US natgas prices edge up on cooler forecasts, record LNG

U.S. natural gas futures edged up around 1% on Wednesday on forecasts for colder weather and higher heating demand over the next two weeks than previously expected, and as record amounts of gas flowed to U.S. liquefied natural gas (LNG) export plants. The price increase came despite near-record U.S. output and forecasts for mostly mild weather through late December that have allowed utilities to leave more gas in storage to meet heating demand. Analysts forecast U.S. gas stockpiles on Dec. 1 were about 7.2% above normal levels for this time of year. Front-month gas futures for January delivery on the New York Mercantile Exchange rose 2 cents, or 0.7%, to \$2.730 per million British thermal units (mmBtu) at 9:20 a.m. EST Despite Wednesday's price increase, the futures market has been sending... For more info go to <https://shorturl.at/isHT9>

Natural Gas Price Forecast – Natural Gas Markets Continue

Natural gas markets rallied a bit during the trading session on Wednesday, as the floor looks as if it is trying to be put in. There was a previous trendline that people have paid close attention to. If we can break above the \$2.70 level, then it's likely that the market could go higher. Ultimately though, I think this is a market that continues to be very noisy, and therefore you have to pay close attention to this trendline in the 61.8% Fibonacci level below. What we are looking at is a situation where if we get a cold snap in the United States, that probably sends the market quite a bit higher. If we can break above that \$2.70 level, then I think the next stop is probably somewhere near the \$2.80 level. Natural gas is a cyclical trade, but at the same time, a lot of people are trying to ... For more info go to <https://rb.gy/zwekim>

Prompt Natural Gas (NG) Daily Sentiment

BEARISH



RESISTANCE
2.79 & 2.838
SUPPORT
2.488 & 2.406

NATURAL GAS

Futures	Close
NG	\$2.569
Volume	109,175
Open Int.	328,980

Contact Us



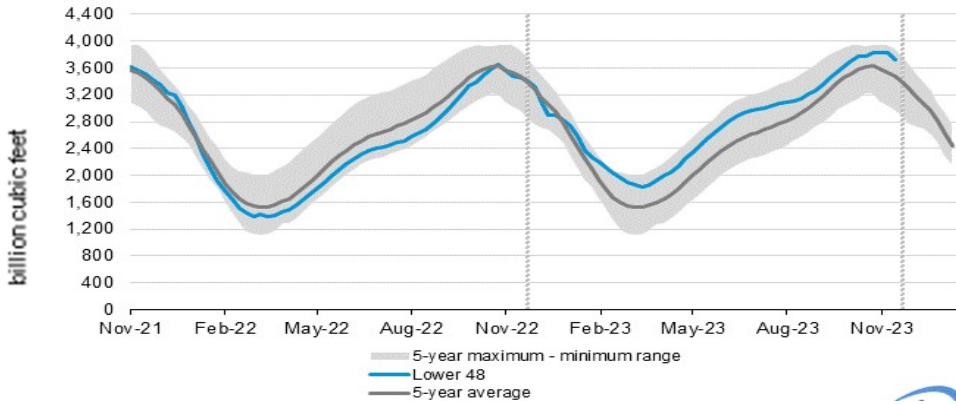
Mansfield Energy Corp
1025 Airport Pkwy
Gainesville, GA 30501
www.mansfield.energy

info@mansfieldoil.com
Phone: (800) 695 - 6626

NATURAL GAS NEWS



WEEKLY GAS IN UNDERGROUND STORAGE WITH 5-YR RANGE



for week ending December 01, 2023 | Released: December 07, 2023 | Next Release: December 14, 2023

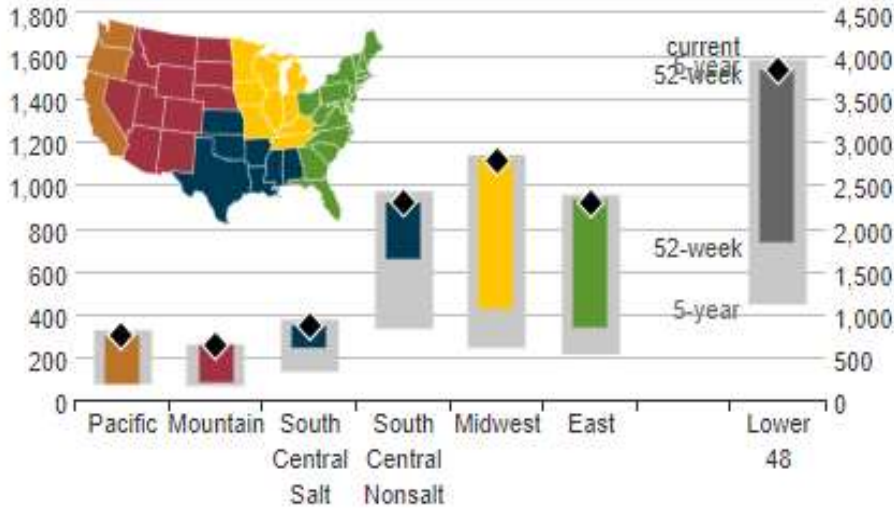
EIA Weekly Storage Actual and Surveys for

December 1, 2023

Released December 07, 2023

Range	-80 to -125
S&P Global	10
FX Street	0
Investing.com	-105

UNDERGROUND WORKING NAT GAS STORAGE AS OF 11/24/2023



Total Working Gas In Storage

3719 BCF

- 119 BCF (LAST WEEK)
- 254 BCF (LAST YEAR)
- 234 BCF (5-YEAR AVG)

U.S. Natural Gas Supply

Gas Week -
Average Daily Values (BCF/D):

<u>Last Year (BCF/d)</u>	
Dry Production -	102.0
Total Supply -	107.1
<u>Last Week (BCF/d)</u>	
Dry Production -	105.2
Total Supply -	110.8

[Next Report: December 07]

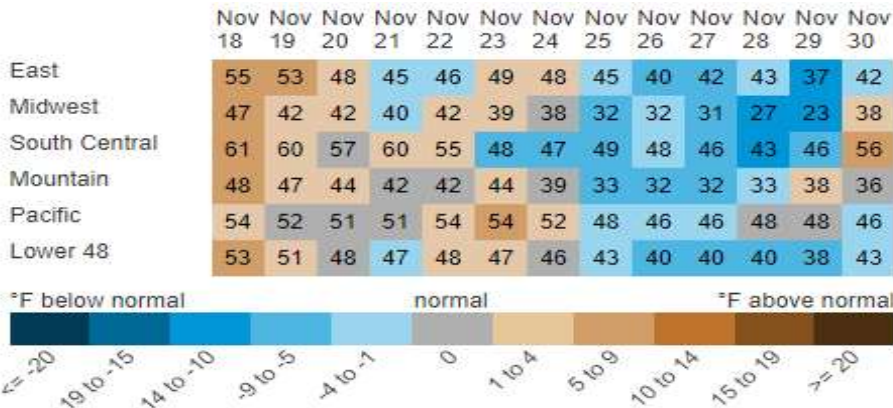
U.S. Natural Gas Demand

Gas Week -
Average Daily Values (BCF/D):

<u>Last Year (BCF/d)</u>	
Power -	27.4
Total Demand -	105.1
<u>Last Week (BCF/d)</u>	
Power -	31.1
Total Demand -	110.1

[Next Report: December 07]

REGIONAL AVG TEMPERATURES AND DEPARTURE FROM NORMAL



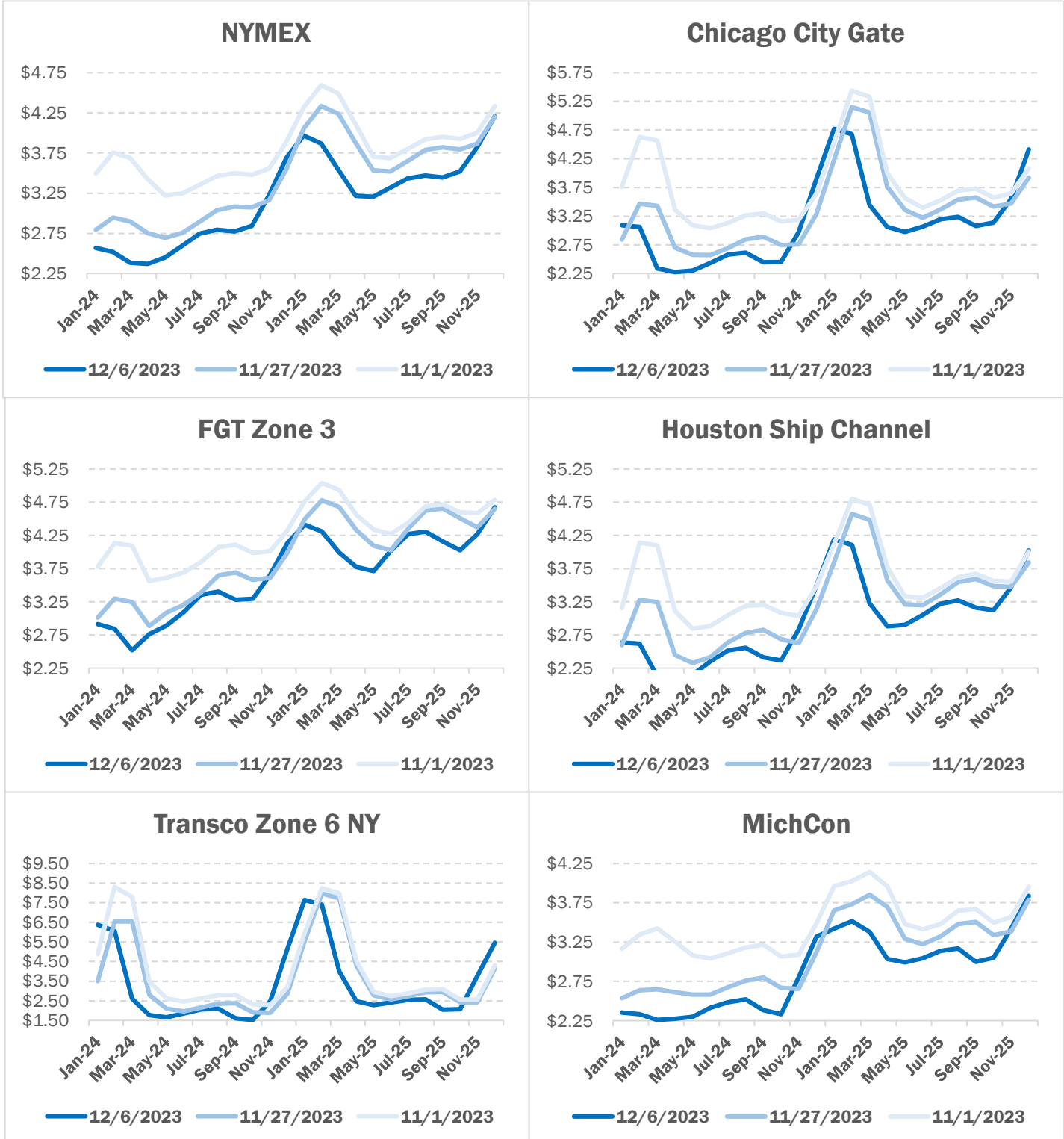
MANSFIELD EIA PREDICTION

-105

NATURAL GAS NEWS



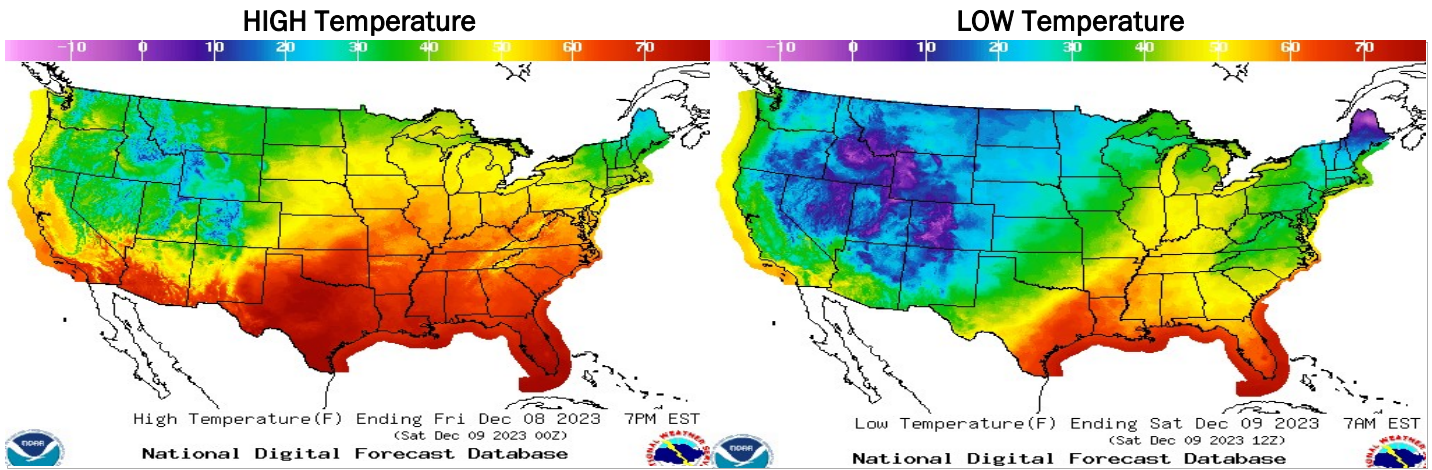
NATURAL GAS BASIS FUTURES



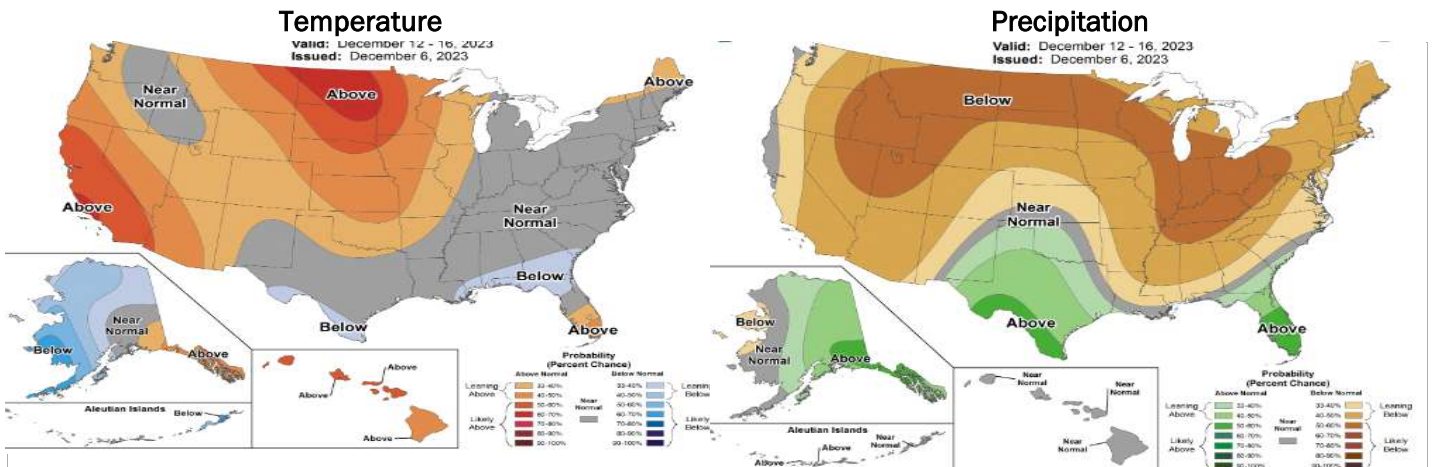
NATURAL GAS NEWS



WEATHER - HIGH / LOW TEMPERATURE - TOMORROW



WEATHER - 6 - 10 DAY OUTLOOK - NOAA



WEATHER - 8 - 14 DAY OUTLOOK - NOAA

