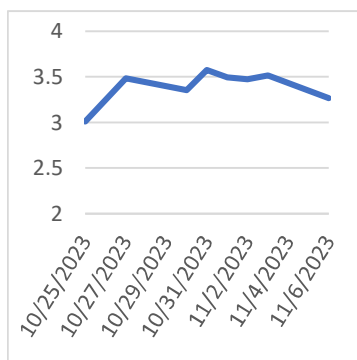


Tuesday, November 7, 2023

### Last Week's Prompt NYMEX



### NYMEX NG Futures

Month	Close	Change
Dec-23	3.264	-0.251
Jan-24	3.564	-0.231
Feb-24	3.513	-0.221
Mar-24	3.274	-0.201
Apr-24	3.130	-0.143
May-24	3.177	-0.128
Jun-24	3.293	-0.113
Jul-24	3.412	-0.099
Aug-24	3.452	-0.094
Sep-24	3.437	-0.090
Oct-24	3.517	-0.084
Nov-24	3.865	-0.061
Dec-24	4.314	-0.039
Jan-25	4.600	-0.043
Feb-25	4.500	-0.042
Mar-25	4.116	-0.032
Apr-25	3.726	-0.025
May-25	3.715	-0.020
Jun-25	3.838	-0.018
Jul-25	3.963	-0.017
Aug-25	4.003	-0.015
Sep-25	3.982	-0.013
Oct-25	4.059	-0.013
Nov-25	4.410	-0.003
1 YR STRIP 2024	3.408	-0.143

### IN THE NEWS

#### US weekly LNG exports climb to 29 cargoes

The agency said in its weekly natural gas report that 29 LNG carriers departed the US plants between October 26 and November 1, two vessels more compared to the week before. Moreover, the total capacity of these LNG vessels is 108 Bcf, the EIA said, citing shipping data provided by Bloomberg Finance. Average natural gas deliveries to US LNG export terminals rose by 2 percent (0.2 Bcf/d) week over week, averaging 13.9 Bcf/d, according to data from S&P Global Commodity Insights. Natural gas deliveries to terminals in South Louisiana increased by 2.9 percent (0.2 Bcf/d) to 8.7 Bcf/d. The agency said that natural gas deliveries to terminals in South Texas and outside the Gulf Coast were essentially unchanged, averaging 4.1 Bcf/d in South Texas and 1.1 Bcf/d outside the Gulf Coast. Cheniere's Sabine Pass plant shipped ... For more info go to <https://shorturl.at/wBRW4>

#### LNG Exports Raise Natural Gas Prices for Americans

Natural gas production in the United States has spiked since the fracking boom of the mid-2000s, with about two-thirds of total production coming from Texas, Pennsylvania, Louisiana, and West Virginia— typically transported by pipeline to power plants and home furnaces throughout the country. Domestic natural gas supply and demand have generally tracked one another, and the relatively small amount of international trade has consisted primarily of imports via pipelines from Canada. But the boom in new liquified natural gas (LNG) export terminals has changed these economics and is increasingly tying domestic gas prices to global markets. As with crude oil, increasing LNG exports will cause U.S. natural gas prices to be set on the international market, meaning that domestic prices will be subj... For more info go to <https://shorturl.at/aIVX5>

#### The 7th Annual US-Mexico Natural Gas Forum takes place

U.S.-Mexico cross-border natural gas market decision-makers participate in key industry event to gain insight, analyze, and structure arrangements to buy, sell and transport natural gas. Hundreds of energy industry professionals convene in November to gain insight and conduct analysis of up to the minute issues facing US-Mexico cross-border natural gas markets. The 7th Annual US-Mexico Natural Gas Forum takes place November 13-15, in San Antonio, TX. This is the industry's premier gathering for natural gas industry professionals, which is much more than simply a conference with participants routinely negotiating transactions during the event. Dedicated networking time is incorporated into the agenda to ensure participants are able to engage with other key stakeholders. The Program for this... For more info go to <https://shorturl.at/djYZ>

### Prompt Natural Gas (NG) Daily Sentiment

BEARISH



RESISTANCE  
3.364 & 3.465  
SUPPORT  
3.211 & 3.19

### NATURAL GAS

Futures	Close
NG	\$3.264
Volume	105,317
Open Int.	157,942

### Contact Us



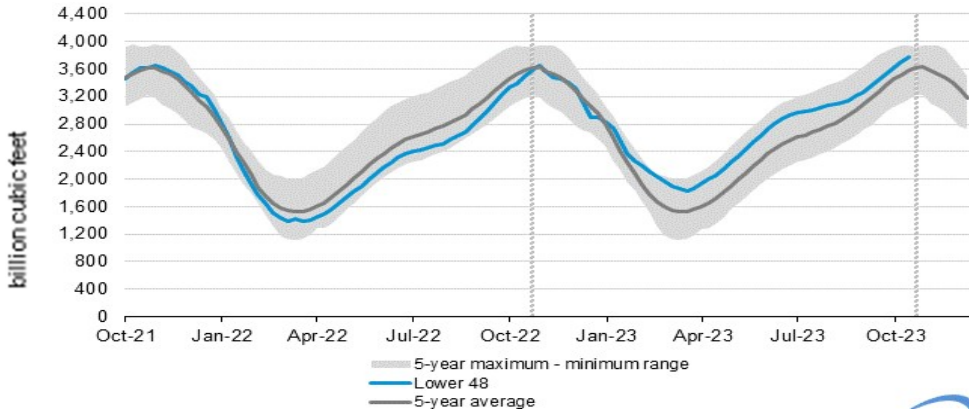
**Mansfield Energy Corp**  
1025 Airport Pkwy  
Gainesville, GA 30501  
[www.mansfield.energy](http://www.mansfield.energy)

[info@mansfieldoil.com](mailto:info@mansfieldoil.com)  
Phone: (800) 695 - 6626

# NATURAL GAS NEWS



## WEEKLY GAS IN UNDERGROUND STORAGE WITH 5-YR RANGE



for week ending October 27, 2023 | Released: November 02, 2023 | Next Release: November 16, 2023

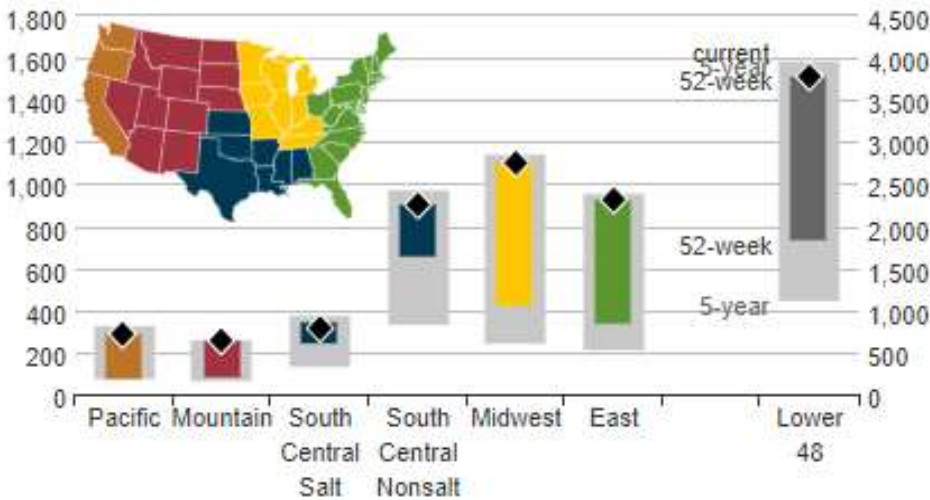
### EIA Weekly Storage Actual and Surveys for

October 27, 2023

Released November 02, 2023

Range	70 to 90
S&P Global	83
FX Street	80
Investing.com	80

## UNDERGROUND WORKING NAT GAS STORAGE AS OF 10/27/2023



### Total Working Gas In Storage

**3779 BCF**

79 BCF (LAST WEEK)

293 BCF (LAST YEAR)

205 BCF (5-YEAR AVG)

### U.S. Natural Gas Supply

#### Gas Week -

Average Daily Values (BCF/D):

Last Year (BCF/d)

Dry Production - 101.5

Total Supply - 106.6

Last Week (BCF/d)

Dry Production - 102.9

Total Supply - 108.2

[Next Report: November 09]

## REGIONAL AVG TEMPERATURES AND DEPARTURE FROM NORMAL

	Oct 20	Oct 21	Oct 22	Oct 23	Oct 24	Oct 25	Oct 26	Oct 27	Oct 28	Oct 29	Oct 30	Oct 31	Nov 01	Nov 02
East	58	59	56	54	56	60	64	65	67	60	60	50	44	45
Midwest	55	53	50	53	58	61	63	62	47	44	37	33	32	38
South Central	70	70	69	71	72	73	74	72	67	62	49	46	44	49
Mountain	64	62	60	58	55	52	49	44	41	38	38	40	45	49
Pacific	68	64	59	58	57	54	53	52	51	53	54	57	58	59
Lower 48	61	60	58	57	59	60	63	62	58	54	51	46	44	47

### U.S. Natural Gas Demand Gas Week -

Average Daily Values (BCF/D):

Last Year (BCF/d)

Power - 29.2

Total Demand - 92.8

Last Week (BCF/d)

Power - 32.6

Total Demand - 97.2

[Next Report: November 09]

MANFIELD EIA PREDICTION

**80**

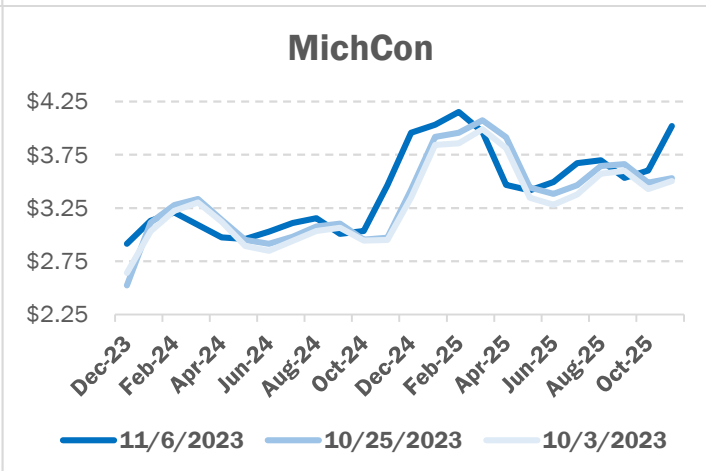
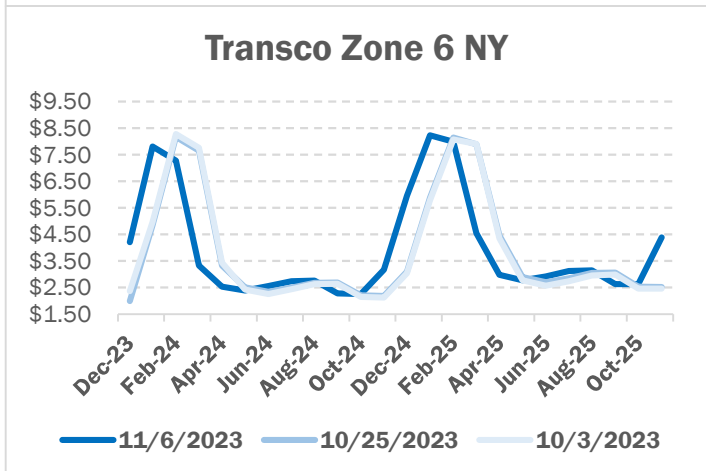
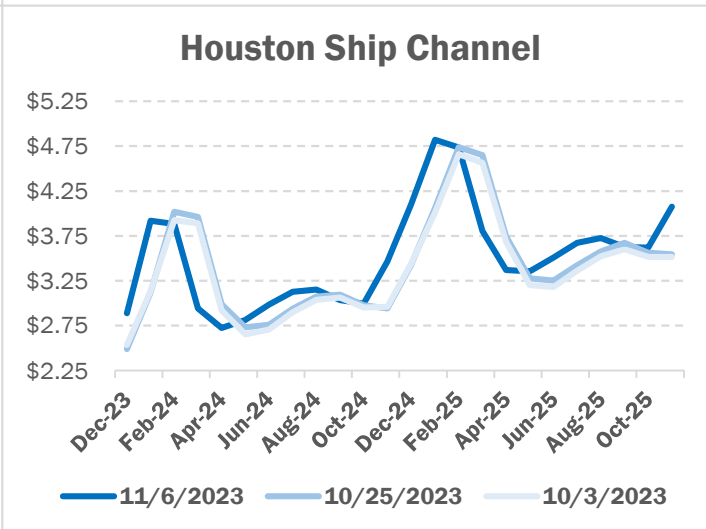
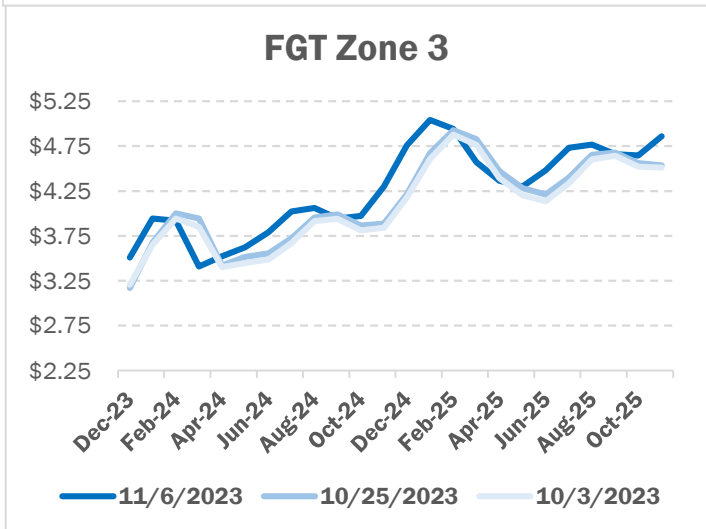
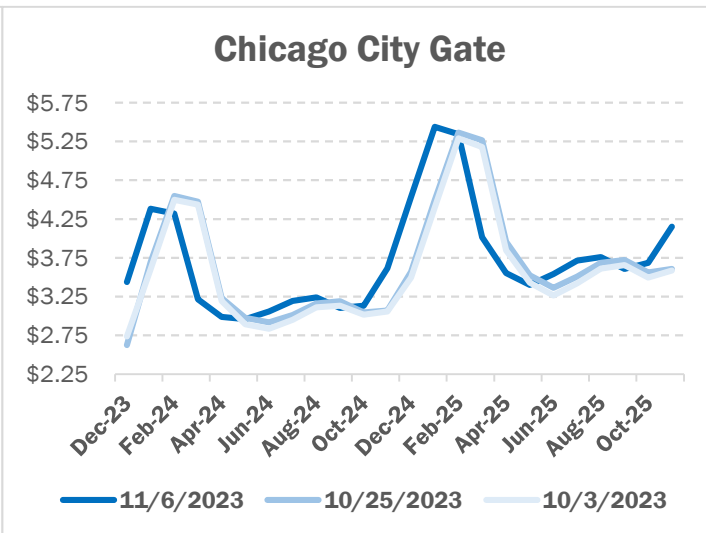
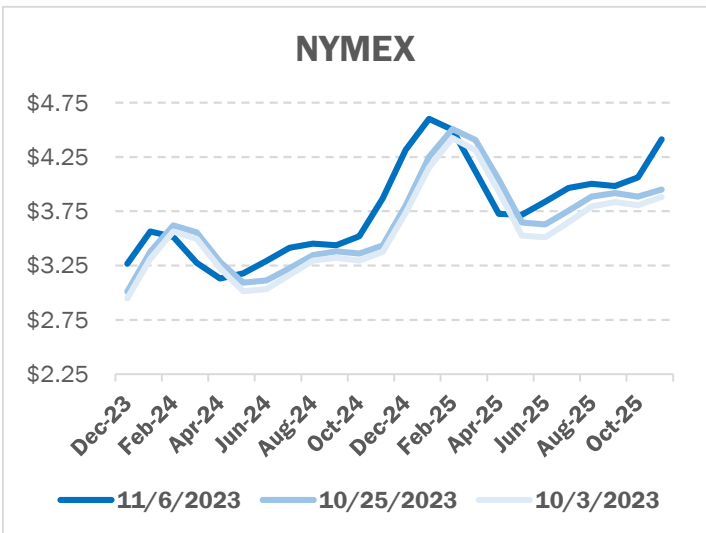


uesday, November 7, 2023

# NATURAL GAS NEWS



## NATURAL GAS BASIS FUTURES



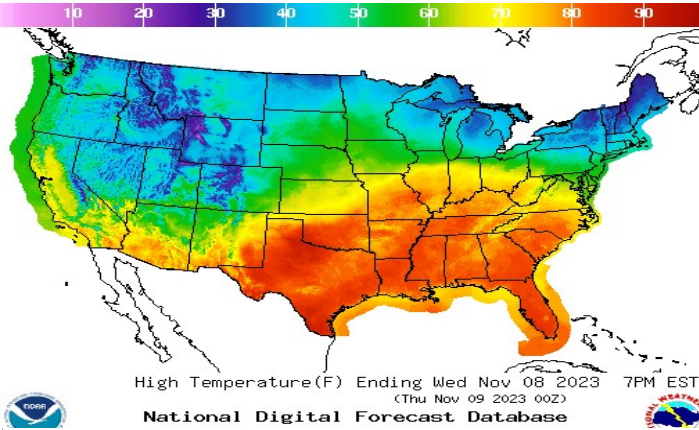


# NATURAL GAS NEWS



## WEATHER - HIGH / LOW TEMPERATURE - TOMORROW

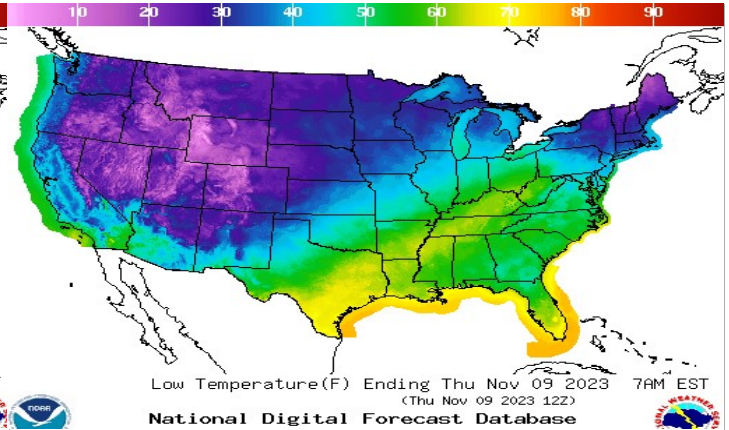
### HIGH Temperature



High Temperature(F) Ending Wed Nov 08 2023 7PM EST  
(Thu Nov 09 2023 00Z)

National Digital Forecast Database

### LOW Temperature



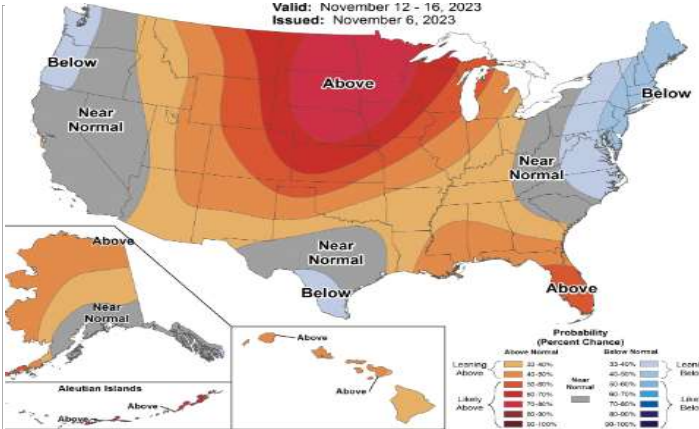
Low Temperature(F) Ending Thu Nov 09 2023 7AM EST  
(Thu Nov 09 2023 12Z)

National Digital Forecast Database

## WEATHER - 6 - 10 DAY OUTLOOK - NOAA

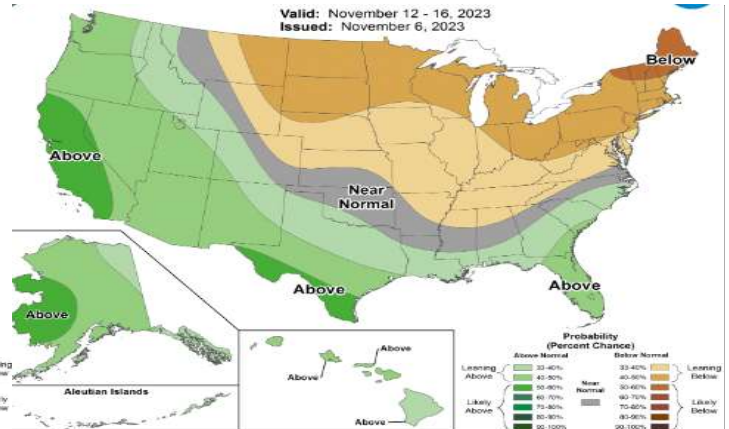
### Temperature

Valid: November 12 - 16, 2023  
Issued: November 6, 2023



### Precipitation

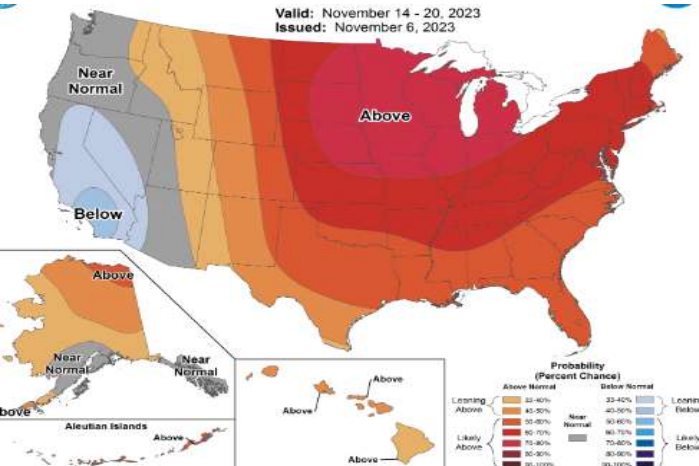
Valid: November 12 - 16, 2023  
Issued: November 6, 2023



## WEATHER - 8 - 14 DAY OUTLOOK - NOAA

### Temperature

Valid: November 14 - 20, 2023  
Issued: November 6, 2023



### Precipitation

Valid: November 14 - 20, 2023  
Issued: November 6, 2023

