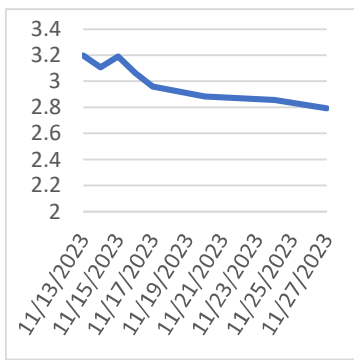


Last Week's Prompt
NYMEX



NYMEX NG Futures

Month	Close	Change
Dec-23	2.794	-0.061
Jan-24	2.946	-0.053
Feb-24	2.898	-0.051
Mar-24	2.751	-0.053
Apr-24	2.694	-0.040
May-24	2.756	-0.034
Jun-24	2.895	-0.030
Jul-24	3.037	-0.025
Aug-24	3.082	-0.020
Sep-24	3.073	-0.014
Oct-24	3.158	-0.004
Nov-24	3.549	0.002
Dec-24	4.050	0.011
Jan-25	4.334	0.015
Feb-25	4.236	0.015
Mar-25	3.874	0.015
Apr-25	3.535	0.006
May-25	3.520	-0.001
Jun-25	3.651	-0.002
Jul-25	3.786	-0.004
Aug-25	3.818	-0.008
Sep-25	3.794	-0.008
Oct-25	3.864	-0.008
Nov-25	4.199	-0.011
1 YR STRIP	2.969	-0.032
2024	2.969	-0.032

IN THE NEWS

Natural Gas Prices Forecast: Mild Weather, High Output

US natural gas futures are weaker on Tuesday, with the December contract on the New York Mercantile Exchange nearing its lowest point since late September. This decline is attributed to record-high output levels coupled with mild weather conditions that have dampened heating demand. Current weather patterns, as noted by NatGasWeather, show strong national demand due to chilly temperatures across the US, which is expected to shift towards milder conditions. This shift is anticipated to result in lighter than normal demand late this week and into the next. The December contract's expiration on Tuesday also introduces potential volatility, typically heightened by low trading volumes around contract expiry. Robert DiDona of Energy Ventures Analysis points to recent supply gains and moderated temperatures as factors co... For more info go to <https://shorturl.at/bEGPW>

Natural Gas and Oil Analysis: Navigating Through OPEC+

Oil prices experienced an uptick on Tuesday, driven by multiple factors including potential actions by OPEC+. The Brent benchmark surpassed \$80 a barrel, influenced by the likelihood of OPEC+ extending or intensifying supply cuts and a decrease in Kazakh oil production due to a storm. OPEC+, which includes OPEC and allies like Russia, is scheduled for an online meeting on Thursday to discuss 2024 production targets. Last week, the market saw a downturn when OPEC+ delayed its meeting, aiming to resolve disagreements over production targets for African members. However, a recent move towards a compromise among OPEC+ members, as reported by Reuters, suggests a possible agreement on reducing production further. Oil prices are also being supported by a weaker dollar, anticipated reductions in U... For more info go to <https://shorturl.at/yPRW3>

Winter Winds of Change: Why December is the Ideal Time

The Winter season is approaching fast here in the United States (US). The usual predictions, estimates, and wild guesses are already suggesting ideas of how severe this Winter will be by spreading their stories across social media. One thing is always constant in the US during Winter: It will be colder than in prior months, leading to demand for products to keep us warm. Keep it simple, folks. We can all agree that Mother Nature is as unpredictable as the markets. Our focus in this article will be a pattern in the natural gas market that may contradict market folklore. After natural gas is extracted from the ground, it undergoes a process of processing, transportation, and storage before reaching end consumers. Natural gas storage is a crucial aspect of the overall supply chain. Producers ... For more info go to <https://shorturl.at/giszE>

Prompt Natural Gas (NG)
Daily Sentiment

BEARISH



RESISTANCE
2.979 & 3.012
SUPPORT
2.89 & 2.834

NATURAL GAS

Futures	Close
NG	\$2.794
Volume	52,055
Open Int.	93,674

Contact Us



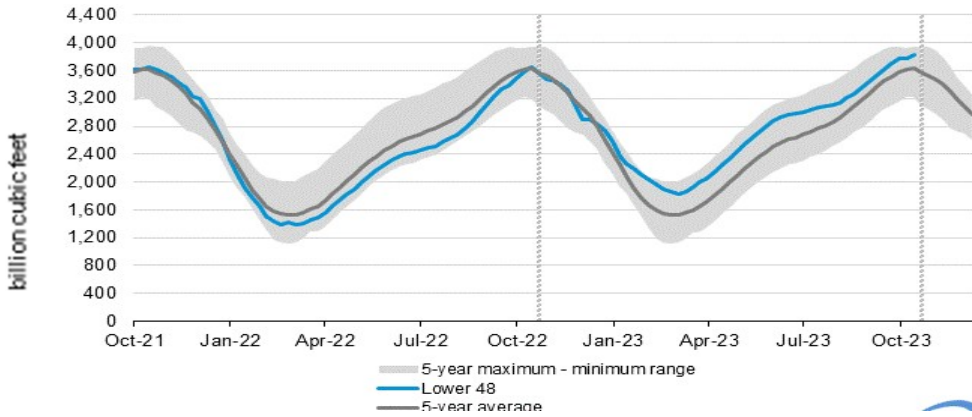
Mansfield Energy Corp
1025 Airport Pkwy
Gainesville, GA 30501
www.mansfield.energy

info@mansfieldoil.com
Phone: (800) 695 - 6626

NATURAL GAS NEWS



WEEKLY GAS IN UNDERGROUND STORAGE WITH 5-YR RANGE



for week ending November 10, 2023 | Released: November 16, 2023 | Next Release: November 22, 2023

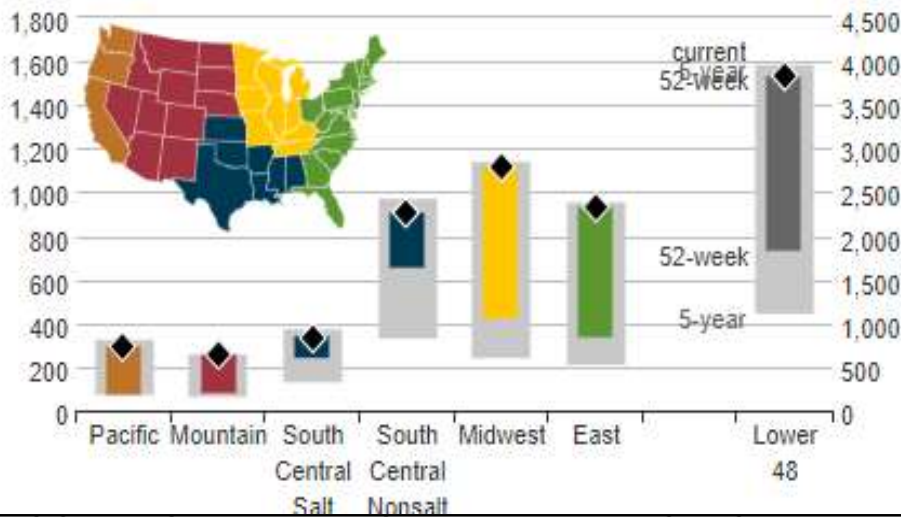
EIA Weekly Storage Actual and Surveys for

November 10, 2023

Released November 16, 2023

Range	30 to 60
S&P Global	32
FX Street	40
Investing.com	40

UNDERGROUND WORKING NAT GAS STORAGE AS OF 11/10/2023



Total Working Gas In Storage

3883 BCF

- 110 BCF (LAST WEEK)
- 248 BCF (LAST YEAR)
- 253 BCF (5-YEAR AVG)

U.S. Natural Gas Supply

Gas Week -

Average Daily Values (BCF/D):

Last Year (BCF/d)

Dry Production - 101.5

Total Supply - 106.8

Last Week (BCF/d)

Dry Production - 104.7

Total Supply - 110.1

[Next Report: November 30]

U.S. Natural Gas Demand

Gas Week -

Average Daily Values (BCF/D):

Last Year (BCF/d)

Power - 30.7

Total Demand - 106.2

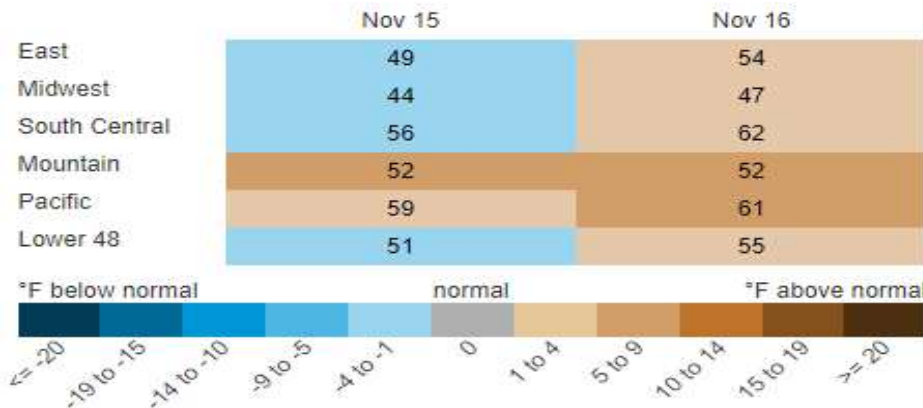
Last Week (BCF/d)

Power - 31.6

Total Demand - 104.6

[Next Report: November 30]

REGIONAL AVG TEMPERATURES AND DEPARTURE FROM NORMAL



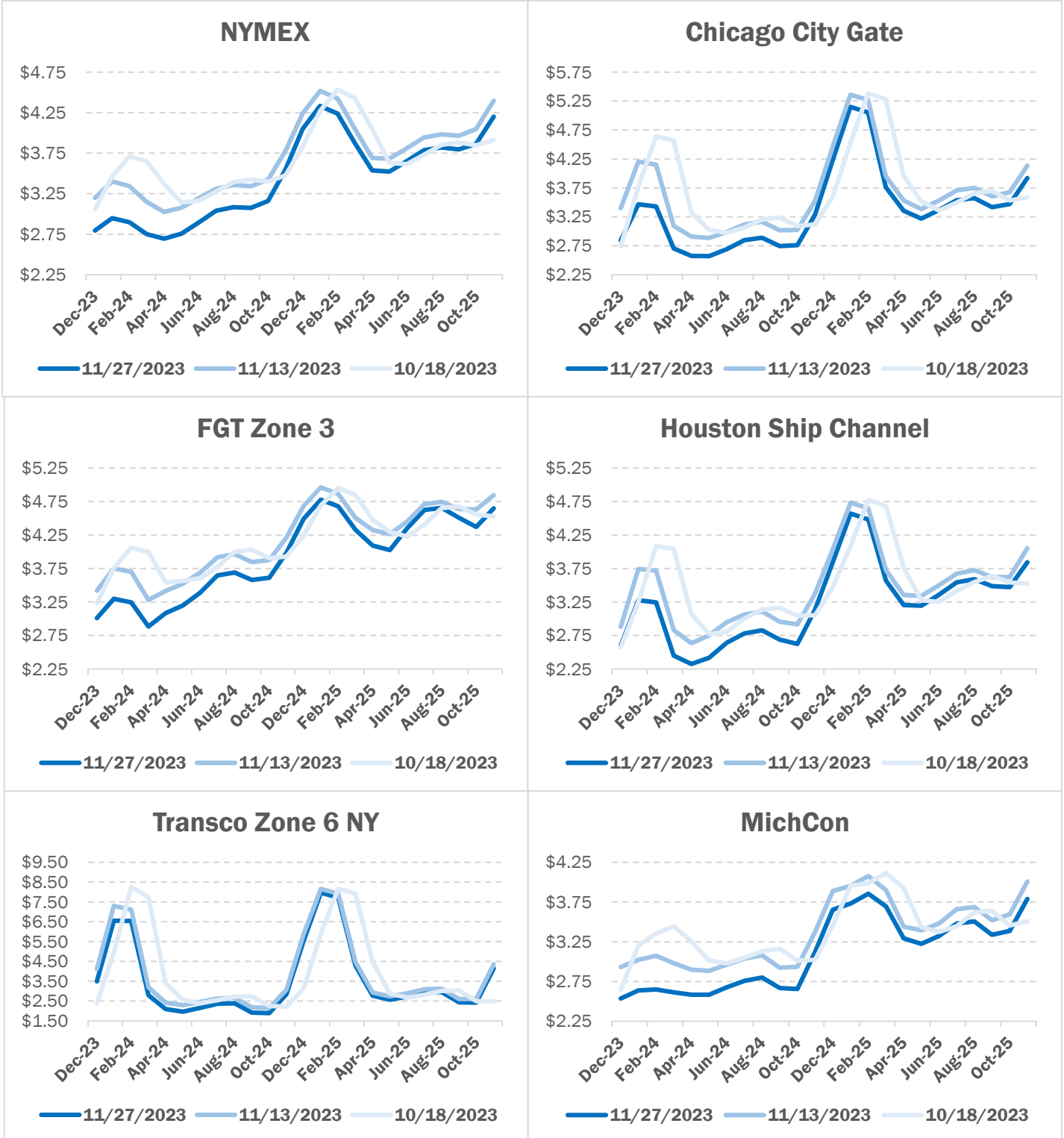
MANFIELD EIA PREDICTION

40

NATURAL GAS NEWS



NATURAL GAS BASIS FUTURES

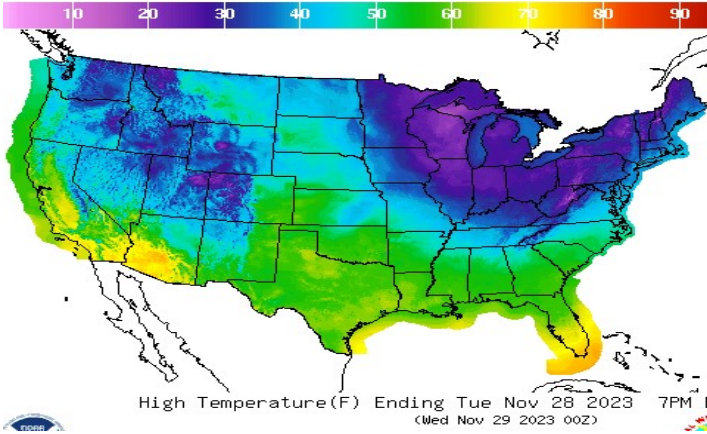


NATURAL GAS NEWS

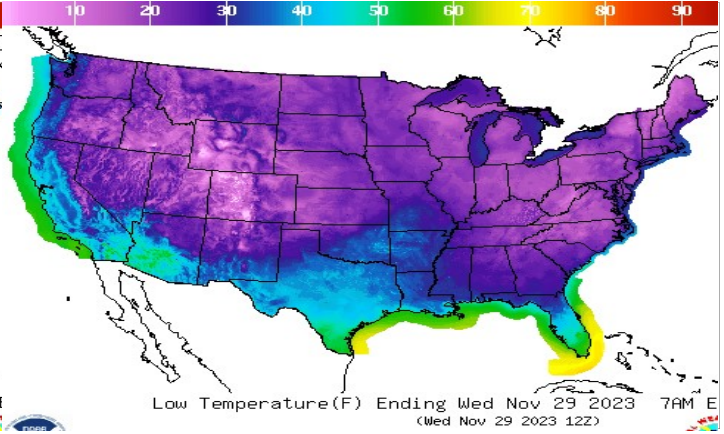


WEATHER - HIGH / LOW TEMPERATURE - TOMORROW

HIGH Temperature



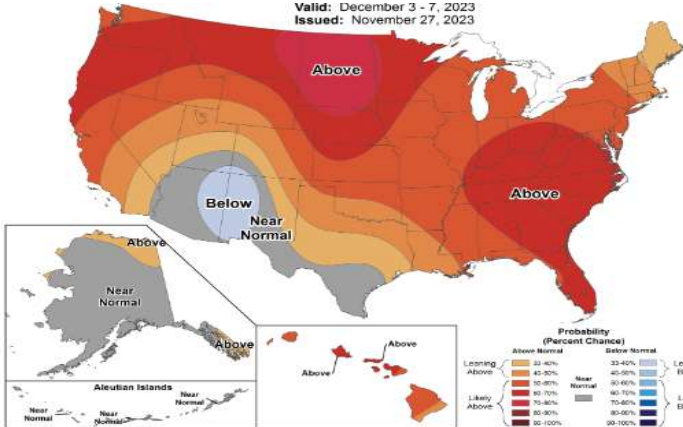
LOW Temperature



WEATHER - 6 - 10 DAY OUTLOOK - NOAA

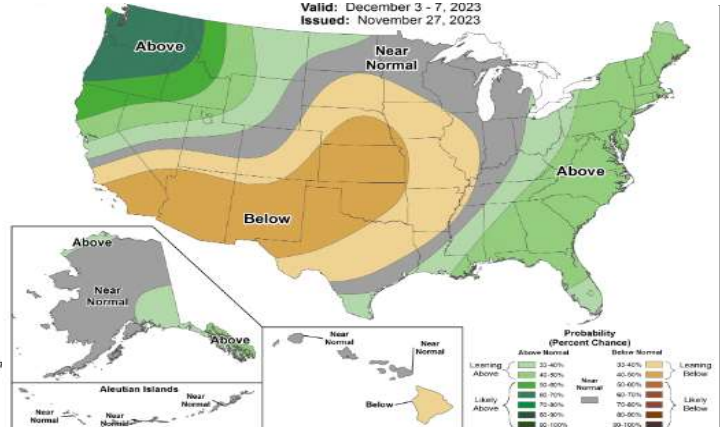
Temperature

Valid: December 3 - 7, 2023
Issued: November 27, 2023



Precipitation

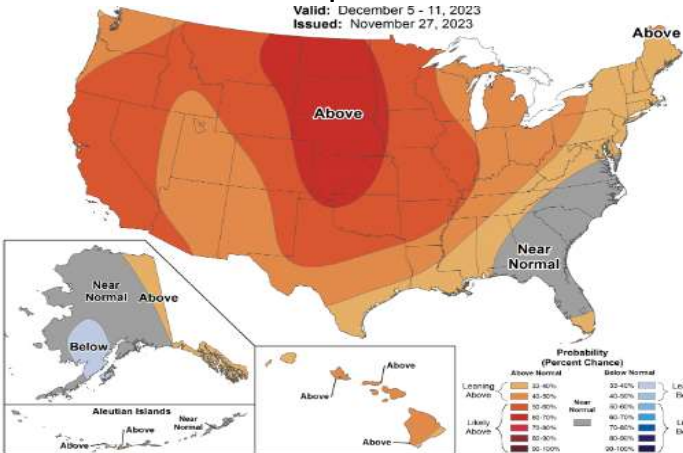
Valid: December 3 - 7, 2023
Issued: November 27, 2023



WEATHER - 8 - 14 DAY OUTLOOK - NOAA

Temperature

Valid: December 5 - 11, 2023
Issued: November 27, 2023



Precipitation

Valid: December 5 - 11, 2023
Issued: November 27, 2023

