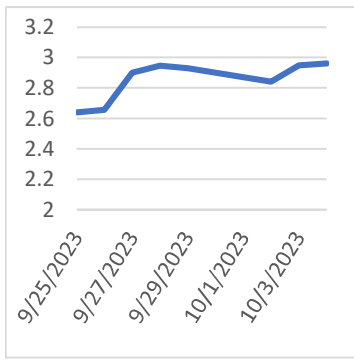


Thursday, October 5, 2023

Last Week's Prompt NYMEX



NYMEX NG Futures

Month	Close	Change
Nov-23	2.962	0.013
Dec-23	3.320	0.007
Jan-24	3.571	0.008
Feb-24	3.503	0.008
Mar-24	3.232	0.008
Apr-24	3.028	0.015
May-24	3.045	0.013
Jun-24	3.167	0.006
Jul-24	3.293	-0.003
Aug-24	3.320	-0.001
Sep-24	3.300	0.004
Oct-24	3.383	0.008
Nov-24	3.746	0.013
Dec-24	4.168	0.016
Jan-25	4.431	0.006
Feb-25	4.314	0.002
Mar-25	3.946	0.016
Apr-25	3.547	0.023
May-25	3.535	0.025
Jun-25	3.675	0.026
Jul-25	3.818	0.026
Aug-25	3.858	0.024
Sep-25	3.829	0.026
Oct-25	3.901	0.021
1 YR STRIP	3.260	0.007
2024	3.468	0.008

IN THE NEWS

Natural Gas: Could \$3 Hold With Mid-Fall Cold?

Natural gas bulls are once again on the market's slipperiest slope for this year – \$3 pricing – with weather, demand and production all seemingly aligned for them to reach the top. Still, with two failed attempts in a span of five months, it wouldn't be entirely wrong to wonder if they'll stay the course. Since their last foray into \$1 per mmBtu, or million metric British thermal units, territory in April, gas futures on the New York Mercantile Exchange's Henry Hub have climbed nearly 60% from the lows of then to reach \$3.055 on Wednesday – a peak since the 2023 high of \$4.394. But it has been a stormy ride all along for the longs, who for the lack of a real major storm – snow or hurricane – were often caught in the throes of mid-\$2 pricing. There wasn't a lack of drama though, be it sudden spikes in LNG demand, u... For more info go to <https://shorturl.at/DSWY5>

Natural Gas at session's high as US Jobless data

Natural Gas prices are flirting with a fresh 8-month high as several weather forecast models point to a sharp drop in temperatures in Europe over the coming weeks. Traders focus on this potential cold front to come in sooner than expected. It looks like the current grace period for European gas consumption will not be that long and that by the end of this month households will jack up their thermostats. The US Dollar (USD) turns firm again after weekly US jobless data comes in strong again. The numbers from Wednesday are becoming yesterday's news. This puts the US Dollarindex (DXY) back to square one ahead of the always important US jobs report coming Friday. European storage sites are reporting another hike in reserves to 96.33%. Fuel shipments from Norway, the top gas supplier for the EU... For more info go to <https://shorturl.at/sKTWZ>

Vietnam Sees No Gas From Exxon

HANOI, Oct 5 (Reuters) - Vietnam expects further years-long delays before offshore blocks being developed by U.S. major Exxon Mobil and Russia's Gazprom will be producing gas, according to a draft government document seen by Reuters. The new timeline casts fresh doubts about prospects for the companies' operations in the South China Sea, where Vietnam is at odds with Beijing over contested waters. Amid investor pressure to be more green-energy friendly, Exxon has for years been looking at pulling out from its Blue Whale project off Vietnam's central coast, people familiar with the matter said. Delays may also fuel fresh concerns about Vietnam's power supply. The country, beset with blackouts in recent months, has laid out plans to rely on domestic gas, including gas from the Exxon and Gazp... For more info go to <https://shorturl.at/bchX9>

Prompt Natural Gas (NG) Daily Sentiment

BULLISH



RESISTANCE

3.113 & 3..202

SUPPORT

2.85 & 2.802

NATURAL GAS

Futures	Close
NG	\$2.962
Volume	94,603
Open Int.	270,273

Contact Us



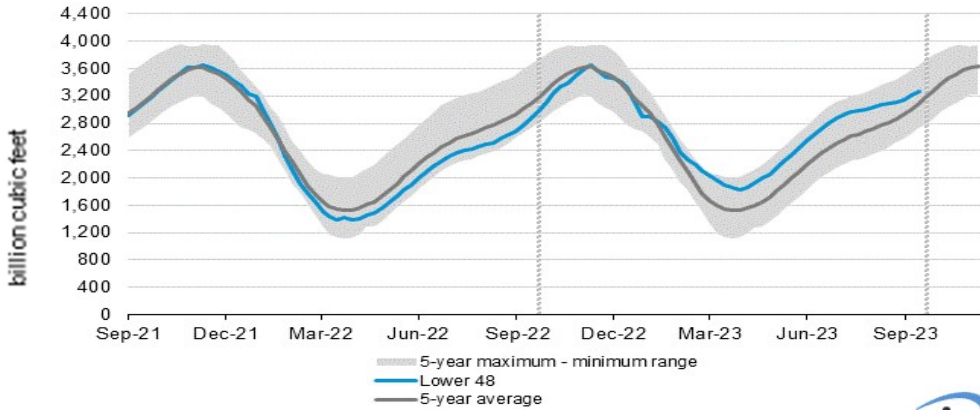
Mansfield Energy Corp
1025 Airport Pkwy
Gainesville, GA 30501
www.mansfield.energy

info@mansfieldoil.com
Phone: (800) 695 - 6626

NATURAL GAS NEWS



WEEKLY GAS IN UNDERGROUND STORAGE WITH 5-YR RANGE



for week ending September 28, 2023 | Released: October 05, 2023 | Next Release: October 12, 2023

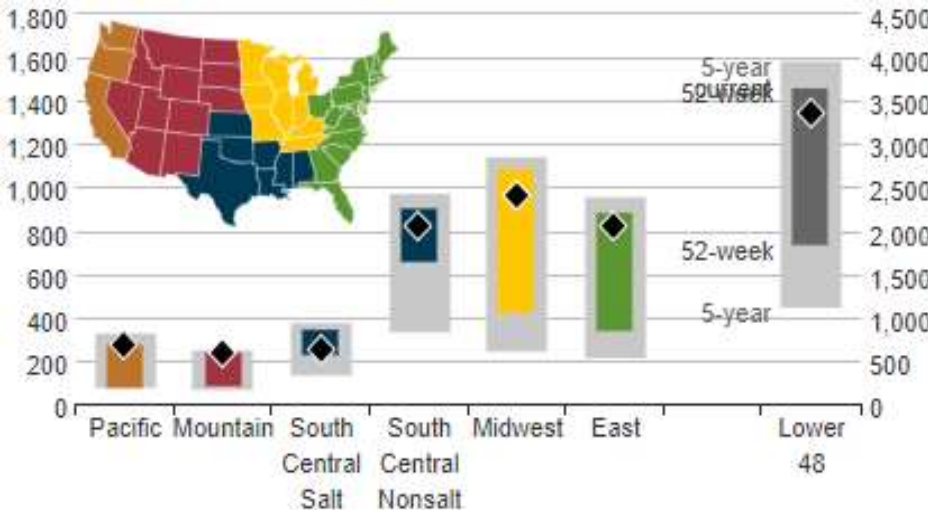
EIA Weekly Storage Actual and Surveys for

September 28, 2023

Released October 05, 2023

Range	80 to 100
S&P Global	91
FX Street	88
Investing.com	88

UNDERGROUND WORKING NAT GAS STORAGE AS OF 09/29/2023



Total Working Gas In Storage

3445 BCF

86 BCF (LAST WEEK)

357 BCF (LAST YEAR)

172 BCF (5-YEAR AVG)

U.S. Natural Gas Supply

Gas Week -

Average Daily Values (BCF/D):

Last Year (BCF/d)

Dry Production - 99.6

Total Supply - 105.9

Last Week (BCF/d)

Dry Production - 101.2

Total Supply - 105.9

[Next Report: October 05]

REGIONAL AVG TEMPERATURES AND DEPARTURE FROM NORMAL

	Sep 15	Sep 16	Sep 17	Sep 18	Sep 19	Sep 20	Sep 21	Sep 22	Sep 23	Sep 24	Sep 25	Sep 26	Sep 27	Sep 28
East	66	66	66	66	66	66	65	65	63	65	67	65	64	64
Midwest	62	62	62	61	62	66	65	65	68	65	66	66	65	65
South Central	76	76	76	76	76	77	65	65	82	81	79	78	77	78
Mountain	65	66	67	68	67	65	65	65	64	64	67	67	67	67
Pacific	68	67	65	64	64	61	65	65	62	62	63	63	64	62
Lower 48	67	67	67	66	66	67	65	65	67	67	68	67	66	66

U.S. Natural Gas Demand Gas Week -

Average Daily Values (BCF/D):

Last Year (BCF/d)

Power - 35.9

Total Demand - 90.9

Last Week (BCF/d)

Power - 36.9

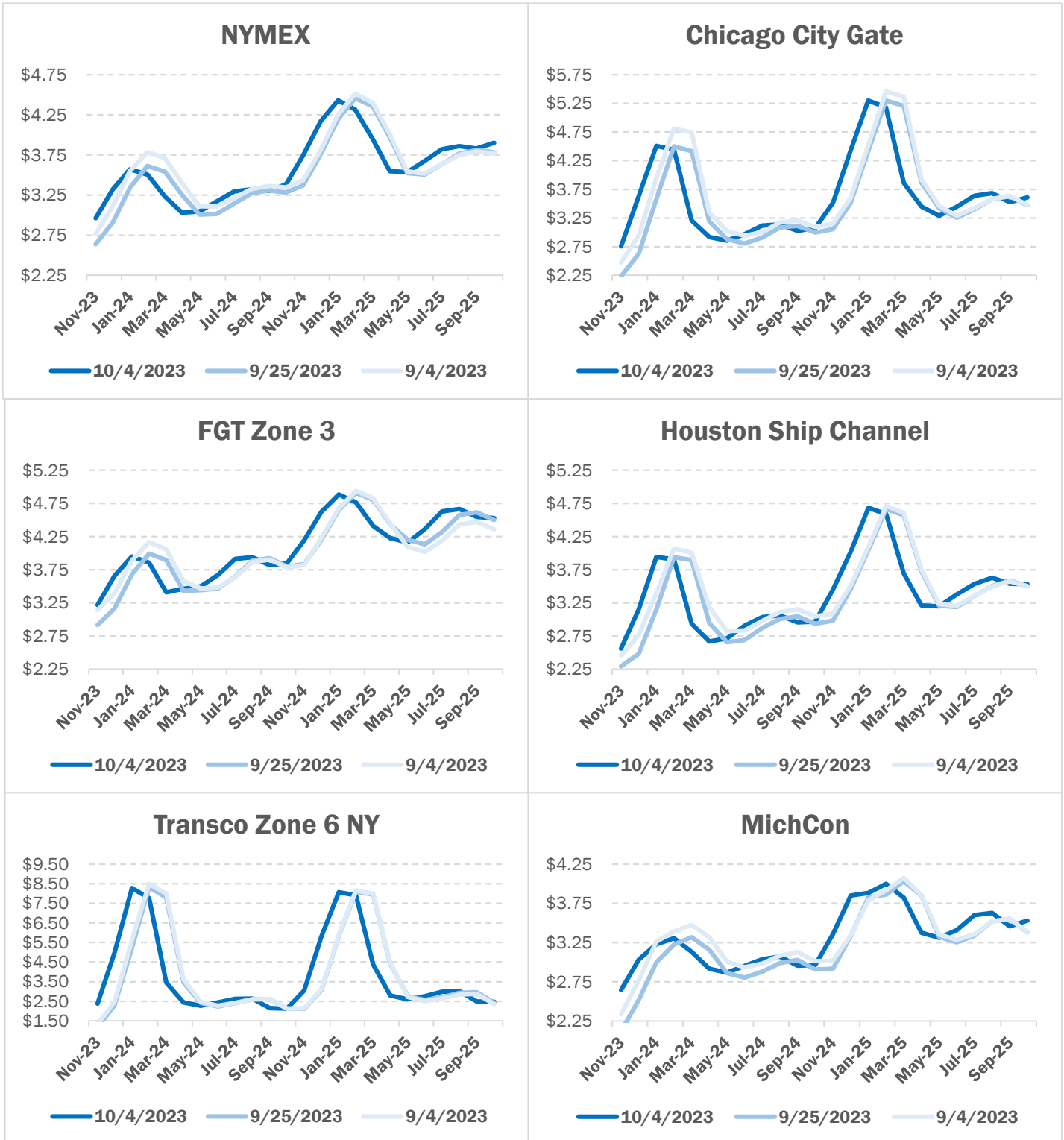
Total Demand - 93.8

[Next Report: October 05]

MANSFIELD EIA PREDICTION

99

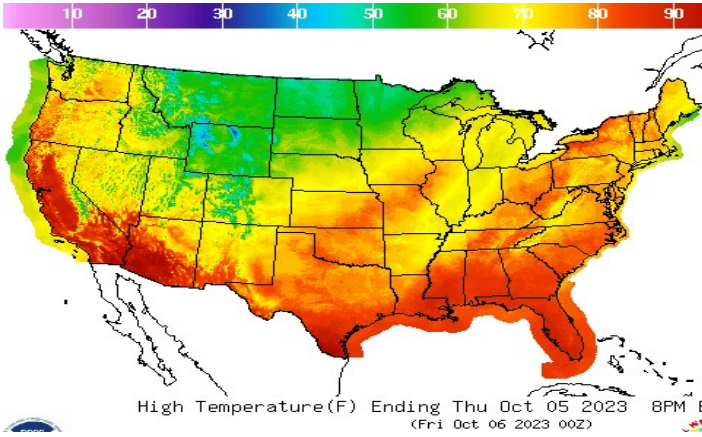
NATURAL GAS BASIS FUTURES



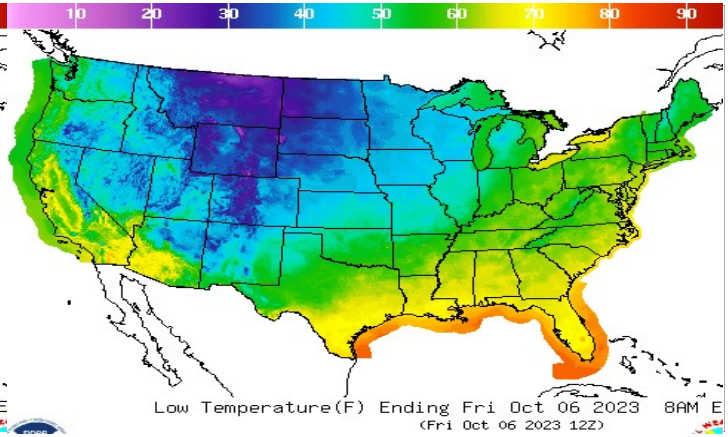
Thursday, October 5, 2023

WEATHER - HIGH / LOW TEMPERATURE - TOMORROW

HIGH Temperature



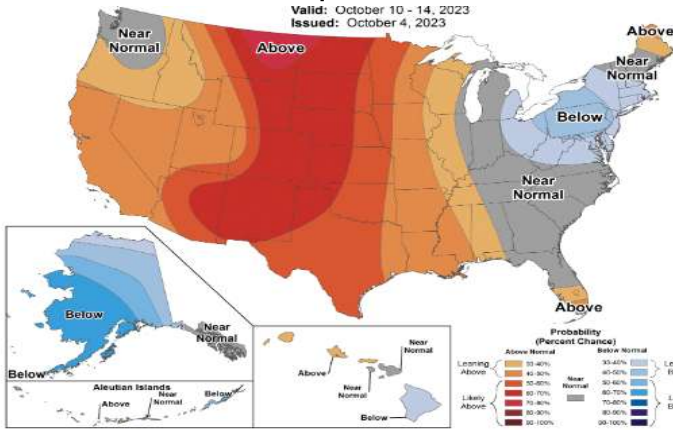
LOW Temperature



WEATHER - 6 - 10 DAY OUTLOOK - NOAA

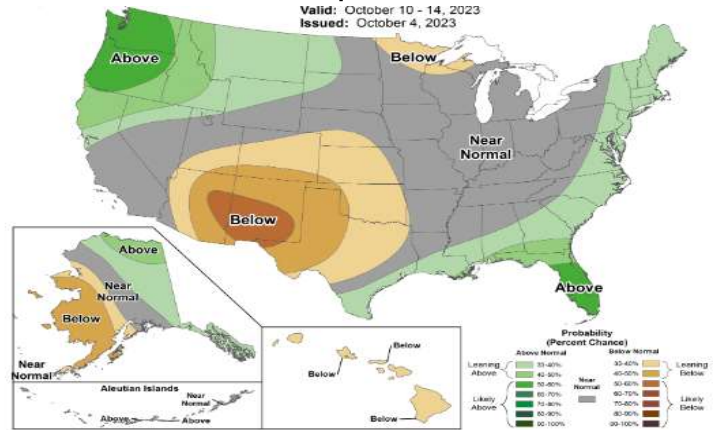
Temperature

Valid: October 10 - 14, 2023
Issued: October 4, 2023



Precipitation

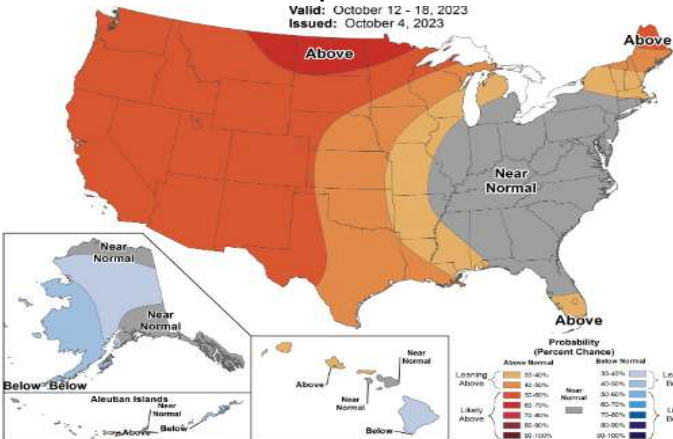
Valid: October 10 - 14, 2023
Issued: October 4, 2023



WEATHER - 8 - 14 DAY OUTLOOK - NOAA

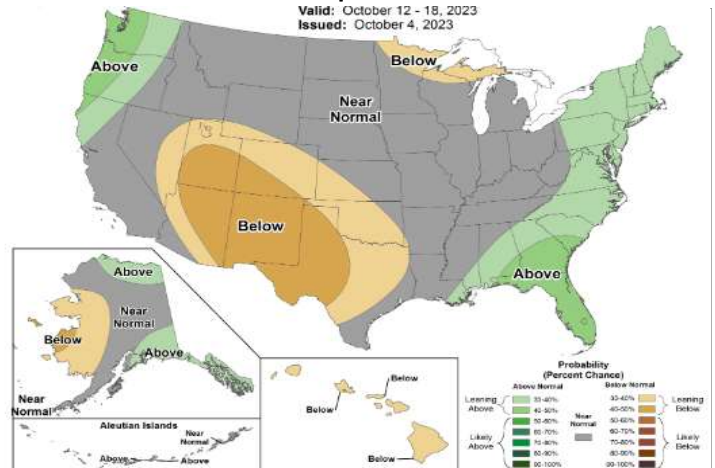
Temperature

Valid: October 12 - 18, 2023
Issued: October 4, 2023



Precipitation

Valid: October 12 - 18, 2023
Issued: October 4, 2023



Precipitation Probability