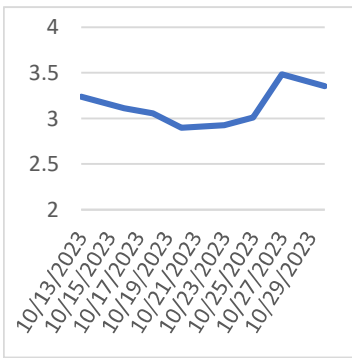


Last Week's Prompt
NYMEX



NYMEX NG Futures

Month	Close	Change
Dec-23	3.352	-0.131
Jan-24	3.589	-0.129
Feb-24	3.524	-0.124
Mar-24	3.261	-0.090
Apr-24	3.073	-0.057
May-24	3.098	-0.050
Jun-24	3.210	-0.045
Jul-24	3.327	-0.041
Aug-24	3.359	-0.039
Sep-24	3.339	-0.038
Oct-24	3.414	-0.038
Nov-24	3.780	-0.028
Dec-24	4.232	-0.019
Jan-25	4.502	-0.017
Feb-25	4.398	-0.017
Mar-25	4.026	-0.017
Apr-25	3.636	-0.008
May-25	3.623	-0.007
Jun-25	3.745	-0.005
Jul-25	3.871	-0.004
Aug-25	3.904	-0.007
Sep-25	3.873	-0.008
Oct-25	3.944	-0.005
Nov-25	4.276	0.006
1 YR STRIP	3.361	-0.068
2024	3.361	-0.068

IN THE NEWS

European gas prices soar after Egypt reports zero imports

The benchmark price index for European natural gas prices - Dutch TTF gas futures - jumped almost 7% to €54 per megawatt-hour on Monday morning, the highest level since mid-February, following news of Egypt's imports falling to zero, fuelling fears that the country cannot re-start its deliveries to the European market. On Sunday, the Egyptian cabinet announced that their natural gas imports fell to zero from 800 million cubic feet per day. Egypt imports gas from Israel, among others, and sends some of it to Europe in liquidated form (LNG). The North African country has seen domestic natural gas production decline while the population has been struggling from daily blackouts, admittedly due to a shortage of gas during a time when increased temperatures raise overall demand. In June 2022, the European Commission, Is... For more info go to <https://shorturl.at/muC37>

Natural Gas Prices Forecast: Shifting Weather Patterns,

The U.S. natural gas market's recent fluctuations stem directly from shifting weather predictions. Initial frosty conditions prompted surges in demand, but warmer weather forecasts later in the week softened the gas futures' start. This led to a sharply lower opening and performance on Monday. Today, traders are trying to recover some of that 3% loss with early strength. A report on Tuesday showed that Dec'23 natural gas futures dropped by 13¢ on Monday, affected by the warmer weekend trends and the negative roll yield accompanying the Nov'23 expiration. Weather patterns revealed cold spikes interspersed with warm breaks. Notably, the period between Nov 13 and 15 is under observation for potential cold trends, similar to what was observed from Nov 9-11. These potential shifts in temperatur... For more info go to <https://shorturl.at/hzLV8>

Stoves in the news? Why Some States are Regulating Natural Gas

As decarbonization becomes imperative for combatting the impacts of climate change nationwide, the Federal Government, states and municipalities are looking beyond the power generation market for new solutions that can make a big difference. Because a major source of carbon emissions come from fossil fuels used in buildings, eliminating the use of natural gas in new construction is a policy option gaining both traction and controversy. Decarbonizing the building sector requires reducing or removing the emissions that come from oil or natural gas sources used for heating and ornamental fireplaces, domestic hot water, clothes drying and cooking. From boilers to hot water heaters, furnaces and gas stoves, there are a lot of ways a home or other building may burn fossil fuels. Eliminating theses... For more info go to <https://shorturl.at/bcdjz>

Prompt Natural Gas (NG)
Daily Sentiment

BEARISH



RESISTANCE
3.398 & 3.443
SUPPORT
3.314 & 3.275

NATURAL GAS

Futures	Close
NG	\$3.352
Volume	70,214
Open Int.	151,101

Contact Us



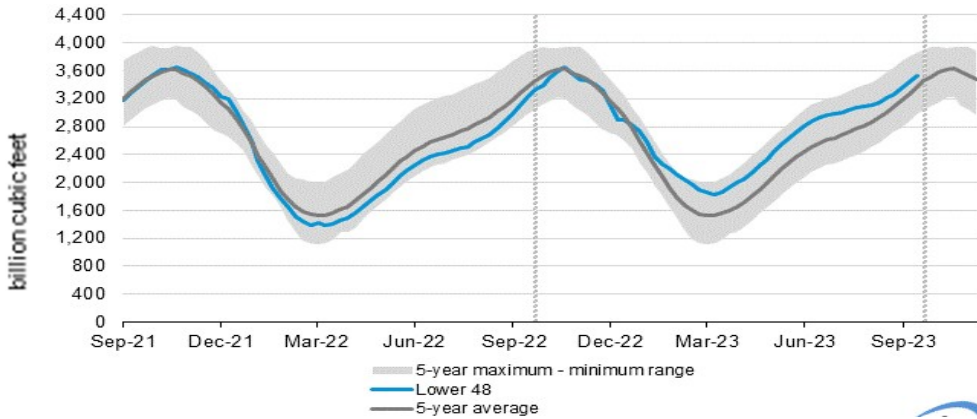
Mansfield Energy Corp
1025 Airport Pkwy
Gainesville, GA 30501
www.mansfield.energy

info@mansfieldoil.com
Phone: (800) 695 - 6626

NATURAL GAS NEWS



WEEKLY GAS IN UNDERGROUND STORAGE WITH 5-YR RANGE



for week ending October 20, 2023 | Released: October 26, 2023 | Next Release: November 02, 2023

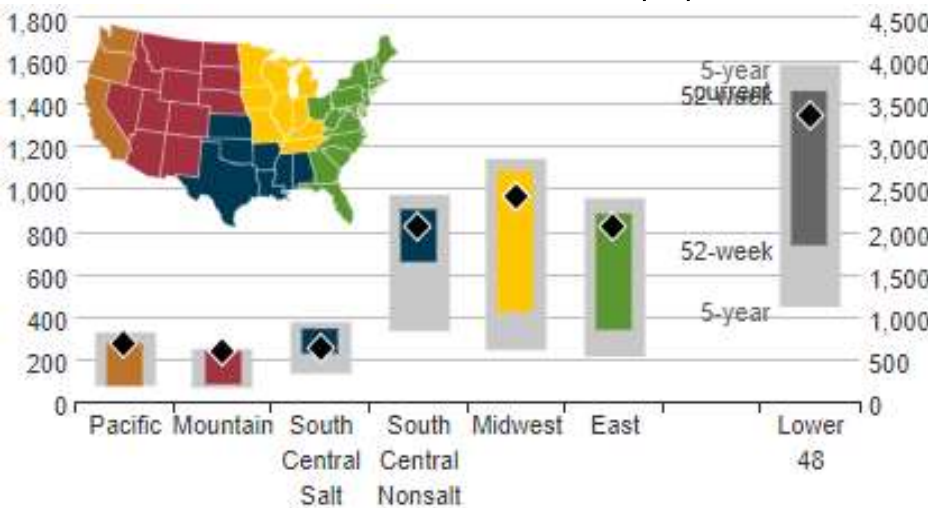
EIA Weekly Storage Actual and Surveys for

October 20, 2023

Released October 26, 2023

Range	80 to 100
S&P Global	91
FX Street	88
Investing.com	88

UNDERGROUND WORKING NAT GAS STORAGE AS OF 09/29/2023



Total Working Gas In Storage

3700 BCF

74 BCF (LAST WEEK)

313 BCF (LAST YEAR)

183 BCF (5-YEAR AVG)

U.S. Natural Gas Supply

Gas Week -

Average Daily Values (BCF/D):

Last Year (BCF/d)

Dry Production - 100.7

Total Supply - 108.0

Last Week (BCF/d)

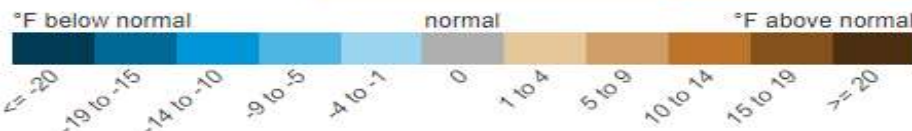
Dry Production - 102.5

Total Supply - 108.0

[Next Report: November 01]

REGIONAL AVG TEMPERATURES AND DEPARTURE FROM NORMAL

	Sep 22	Sep 23	Sep 24	Sep 25	Sep 26	Sep 27	Sep 28	Sep 29	Sep 30	Oct 01	Oct 02	Oct 03	Oct 04	Oct 05
East	65	62	64	65	64	63	63	64	66	68	68	70	71	69
Midwest	68	68	66	66	67	66	66	67	70	71	71	73	71	66
South Central	80	81	80	79	78	79	78	79	79	77	77	78	78	75
Mountain	63	62	63	65	66	66	65	66	64	62	61	59	59	60
Pacific	61	61	62	62	63	64	62	60	56	57	57	62	66	70
Lower 48	67	66	66	67	67	66	66	66	67	68	68	70	70	69



U.S. Natural Gas Demand Gas Week -

Average Daily Values (BCF/D):

Last Year (BCF/d)

Power - 30.3

Total Demand - 93.7

Last Week (BCF/d)

Power - 31.9

Total Demand - 99.0

[Next Report: November 01]

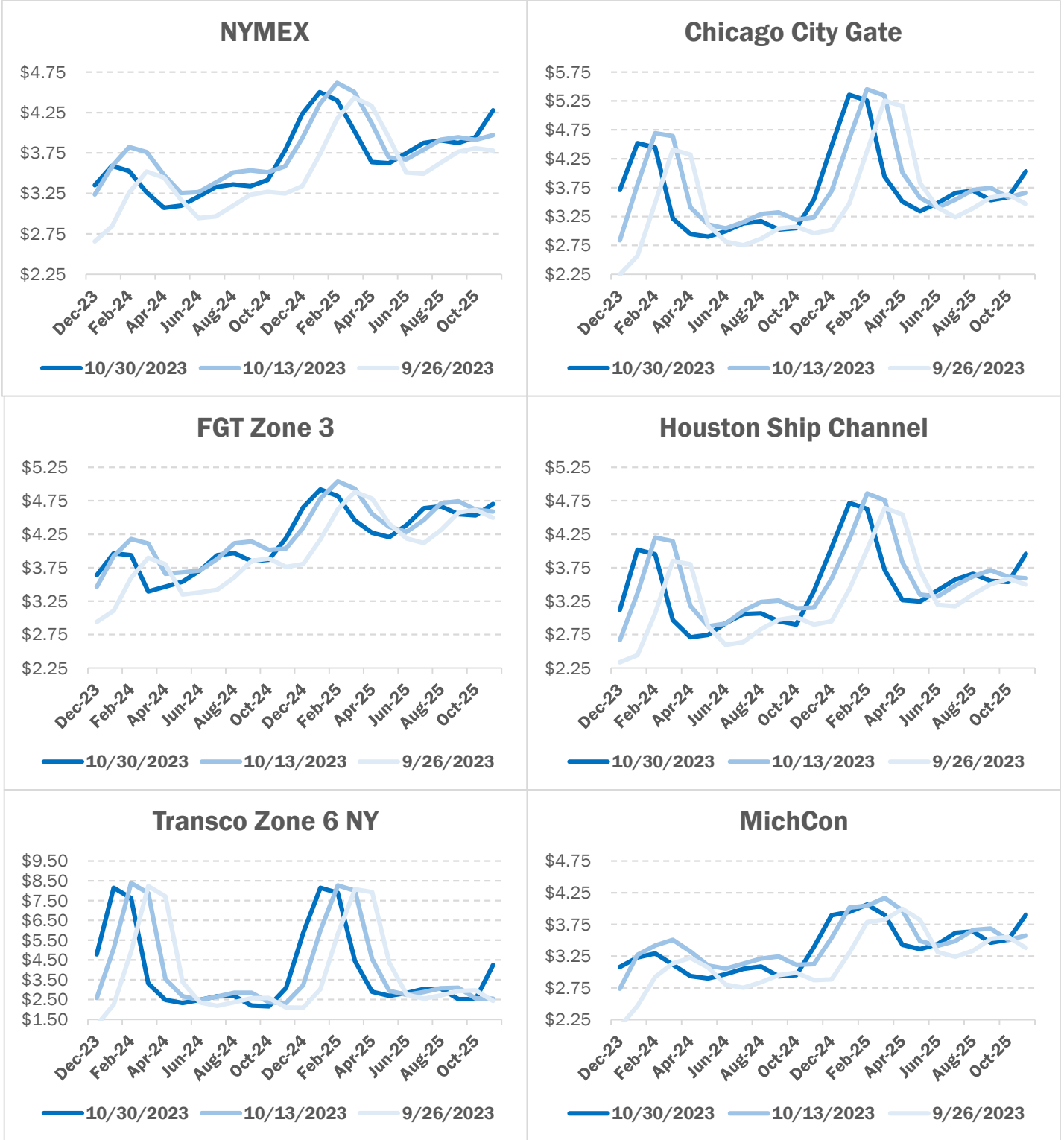
MANSFIELD EIA PREDICTION

99

NATURAL GAS NEWS



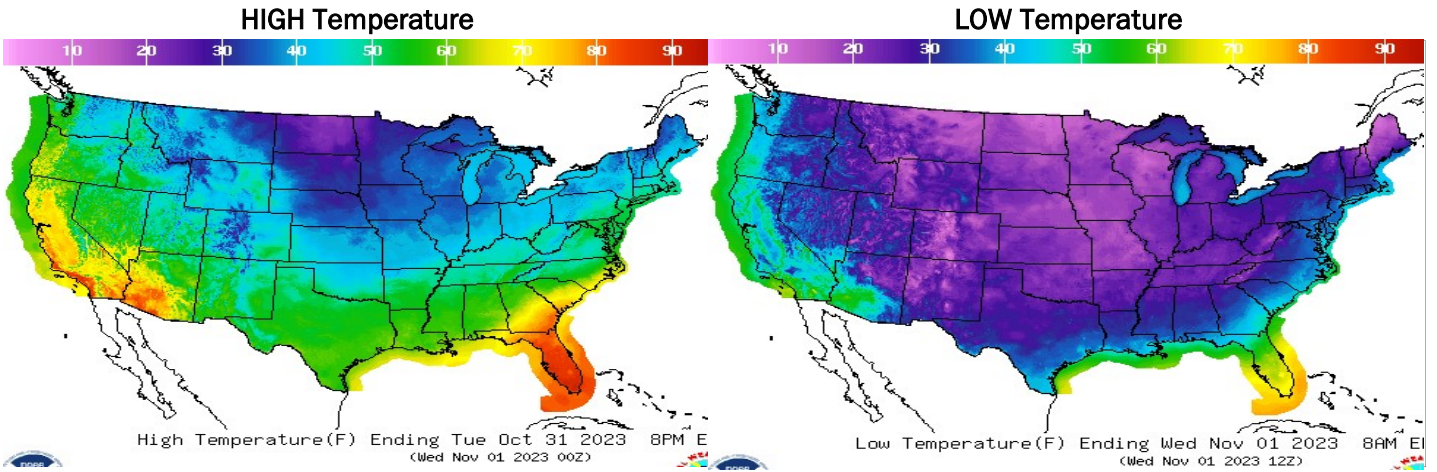
NATURAL GAS BASIS FUTURES



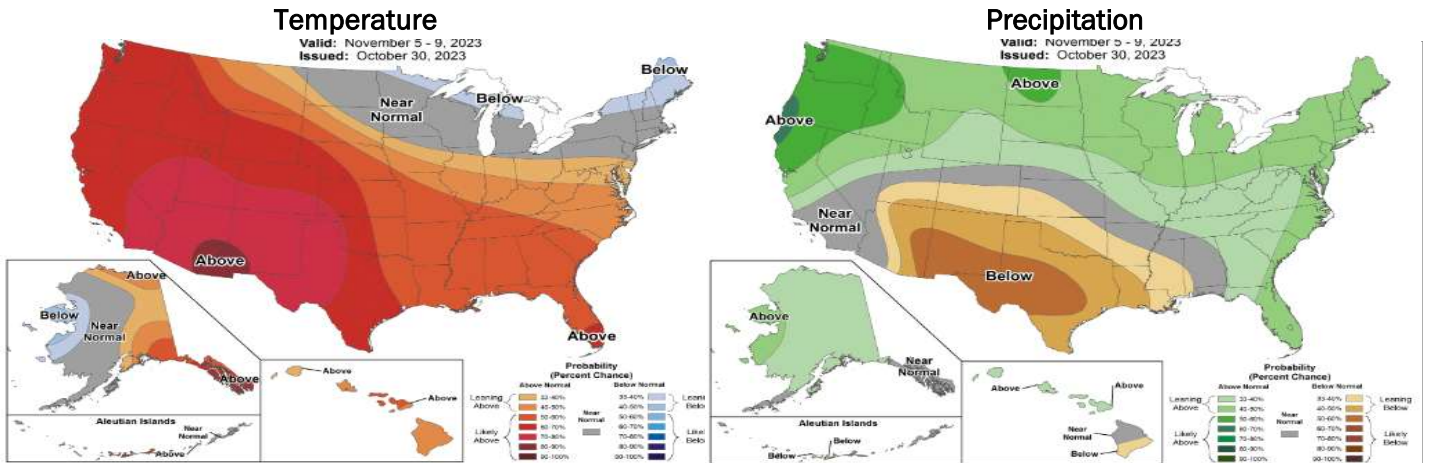
NATURAL GAS NEWS



WEATHER - HIGH / LOW TEMPERATURE - TOMORROW



WEATHER - 6 - 10 DAY OUTLOOK - NOAA



WEATHER - 8 - 14 DAY OUTLOOK - NOAA

