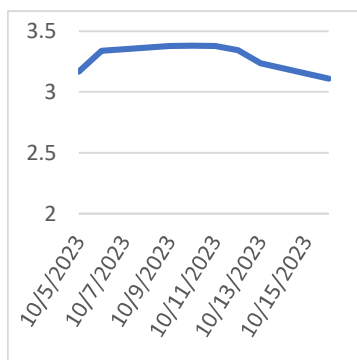


Tuesday, October 17, 2023

Last Week's Prompt NYMEX



NYMEX NG Futures

Month	Close	Change
Nov-23	3.109	-0.127
Dec-23	3.479	-0.105
Jan-24	3.721	-0.102
Feb-24	3.663	-0.097
Mar-24	3.395	-0.083
Apr-24	3.181	-0.073
May-24	3.201	-0.064
Jun-24	3.321	-0.062
Jul-24	3.447	-0.060
Aug-24	3.478	-0.056
Sep-24	3.454	-0.055
Oct-24	3.530	-0.053
Nov-24	3.881	-0.050
Dec-24	4.312	-0.041
Jan-25	4.577	-0.040
Feb-25	4.469	-0.034
Mar-25	4.086	-0.030
Apr-25	3.678	-0.014
May-25	3.655	-0.014
Jun-25	3.775	-0.014
Jul-25	3.898	-0.014
Aug-25	3.929	-0.015
Sep-25	3.892	-0.017
Oct-25	3.952	-0.018
1 YR STRIP	3.415	-0.078
2024	3.549	-0.066

IN THE NEWS

Natural Gas Prices Forecast: US Rebounds, Europe Tumbles

US natural gas futures clawed back some losses on Tuesday, rising to \$3.129 after a four-day sell-off. The rebound likely reflects traders booking profits, as weather forecasts still don't indicate a surge in demand. While a cool system is expected in the Great Lakes and Northeast next weekend, the overall weather pattern for much of the U.S. remains warm, limiting natural gas demand. Mild weather forecasts through late October further cement a bearish outlook. On the supply side, natural gas output in key shale basins is expected to drop by 0.5 billion cubic feet per day (bcfd) to 98.8 bcfd in November, marking a fourth consecutive month of declines. This decrease in production comes despite average gas output in the Lower 48 states rising to 103.4 bcfd this October. Additionally, pipeline exports to Mexico are c... For more info go to <https://shorturl.at/bgOZO>

Nat-Gas Prices Under Pressure as Mild U.S. Weather

November Nymex natural gas (NGX23) on Monday closed -0.127 (-3.92%). Nat-gas prices on Monday extended last Friday's losses to a 1-week low and closed sharply lower as warmer weather is expected in much of the eastern U.S. while weather in the western U.S. is cooler, cutting nat-gas demand for heating and air conditioning. Maxar Technologies said the remnants of the West Pacific Typhoon Bolaven will keep temperatures cooler along the West Coast over the next two weeks and warmer in the eastern two-thirds of the U.S. Nat-gas prices have carryover support from last Friday's rally in European nat-gas price to an 8-month high on concerns about global supplies after Chevron shut down a nat-gas production field in Israel because of safety concerns after Hamas militants attacked Israel last week... For more info go to <https://shorturl.at/npNU1>

New golden era for US natural gas storage looms

Growing intermittent demand for natural gas along the US Gulf Coast is fueling something of a renaissance in the salt dome storage market as LNG exporters, power generators and pipeline operators bid up prices for the South Central region's most flexible storage injection and withdrawal capacity. Earlier this month, storage owner and operator Enstor was among the latest to enter the fray, announcing a non-binding open season to solicit bids for a proposed expansion of its three-cavern, 22.4 Bcf Mississippi Hub. As part of its Cavern Expansion Project, Enstor is proposing to construct, own and operate three additional gas storage caverns, each with about 10 Bcf of working gas capacity. Enstor's proposed expansion comes amid rising prices for storage capacity, especially in salt domes, and f... For more info go to <https://shorturl.at/mrAT9>

Prompt Natural Gas (NG) Daily Sentiment

BEARISH



RESISTANCE
3.178 & 3.248
SUPPORT
3.046 & 2.984

NATURAL GAS

Futures	Close
NG	\$3.109
Volume	70,214
Open Int.	151,101

Contact Us



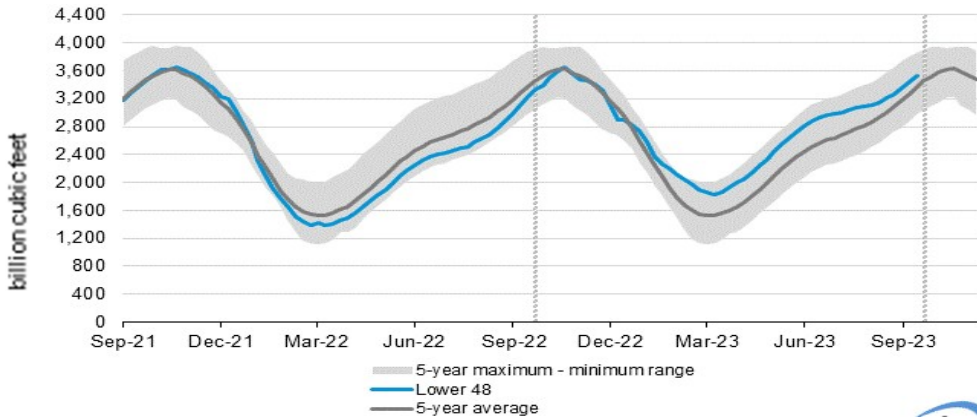
Mansfield Energy Corp
1025 Airport Pkwy
Gainesville, GA 30501
www.mansfield.energy

info@mansfieldoil.com
Phone: (800) 695 - 6626

NATURAL GAS NEWS



WEEKLY GAS IN UNDERGROUND STORAGE WITH 5-YR RANGE



for week ending September 28, 2023 | Released: October 05, 2023 | Next Release: October 12, 2023

EIA Weekly Storage Actual and Surveys for

September 28, 2023

Released October 05, 2023

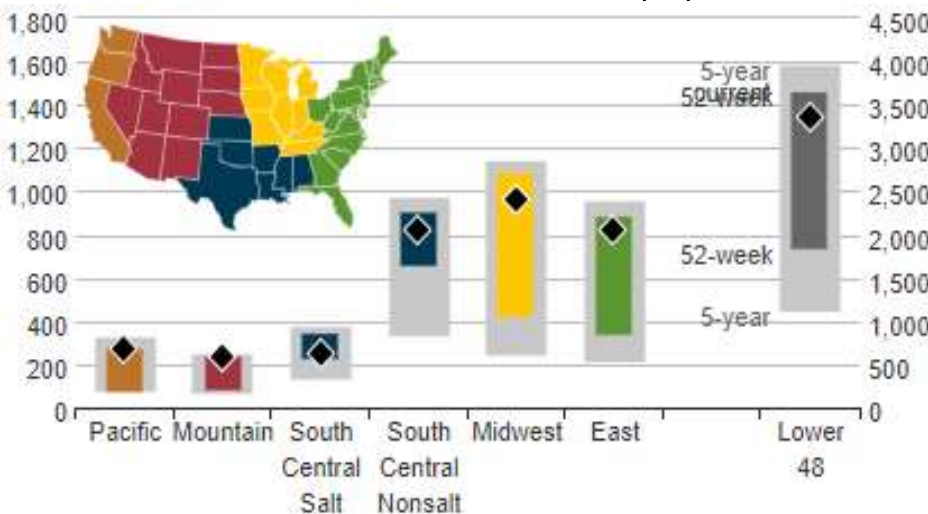
Range 80 to 100

S&P Global 91

FX Street 88

Investing.com 88

UNDERGROUND WORKING NAT GAS STORAGE AS OF 09/29/2023



Total Working Gas In Storage

3529 BCF

84 BCF (LAST WEEK)

316 BCF (LAST YEAR)

163 BCF (5-YEAR AVG)

U.S. Natural Gas Supply

Gas Week -

Average Daily Values (BCF/D):

Last Year (BCF/d)

Dry Production - 102.0

Total Supply - 107.4

Last Week (BCF/d)

Dry Production - 100.6

Total Supply - 105.8

[Next Report: October 18]

REGIONAL AVG TEMPERATURES AND DEPARTURE FROM NORMAL

	Sep 22	Sep 23	Sep 24	Sep 25	Sep 26	Sep 27	Sep 28	Sep 29	Sep 30	Oct 01	Oct 02	Oct 03	Oct 04	Oct 05
East	65	62	64	65	64	63	63	64	66	68	68	70	71	69
Midwest	68	68	66	66	67	66	66	67	70	71	71	73	71	66
South Central	80	81	80	79	78	79	78	79	79	77	77	78	78	75
Mountain	63	62	63	65	66	66	65	66	64	62	61	59	59	60
Pacific	61	61	62	62	63	64	62	60	56	57	57	62	66	70
Lower 48	67	66	66	67	67	66	66	66	67	68	68	70	70	69

°F below normal normal °F above normal

<= -20 -19 to -15 -14 to -10 -9 to -5 -4 to -1 0 1 to 4 5 to 9 10 to 14 15 to 19 >= 20

U.S. Natural Gas Demand Gas Week -

Average Daily Values (BCF/D):

Last Year (BCF/d)

Power - 31.5

Total Demand - 89.6

Last Week (BCF/d)

Power - 37.2

Total Demand - 94.5

[Next Report: October 18]

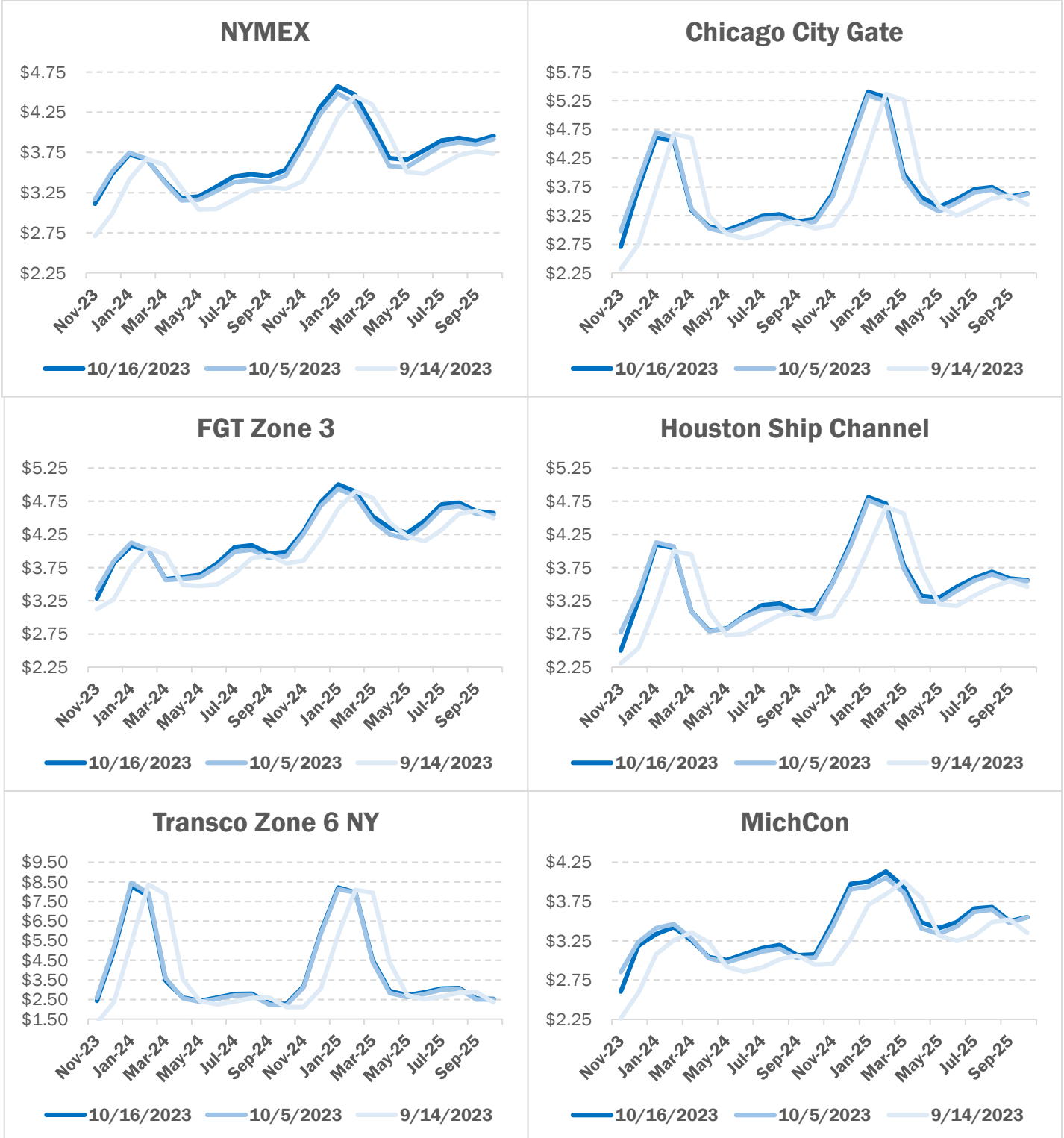
MANSFIELD EIA PREDICTION

99

NATURAL GAS NEWS



NATURAL GAS BASIS FUTURES

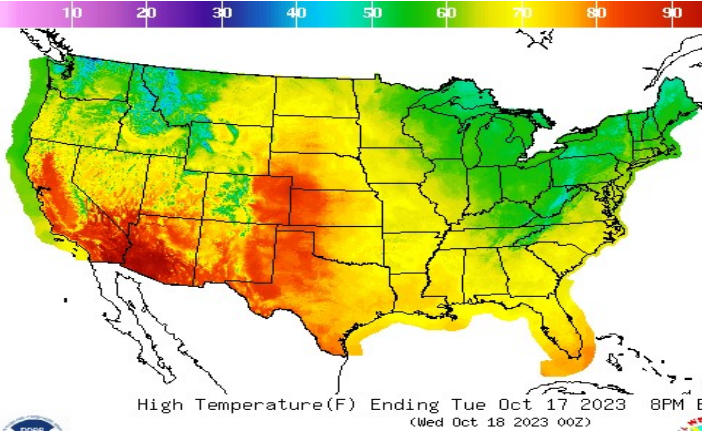


NATURAL GAS NEWS

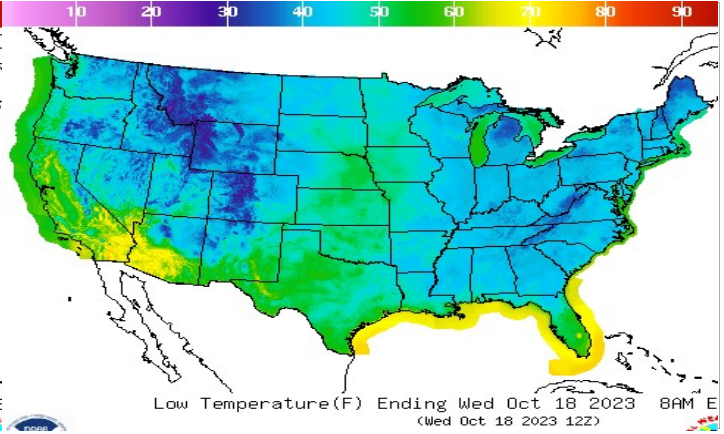


WEATHER - HIGH / LOW TEMPERATURE - TOMORROW

HIGH Temperature



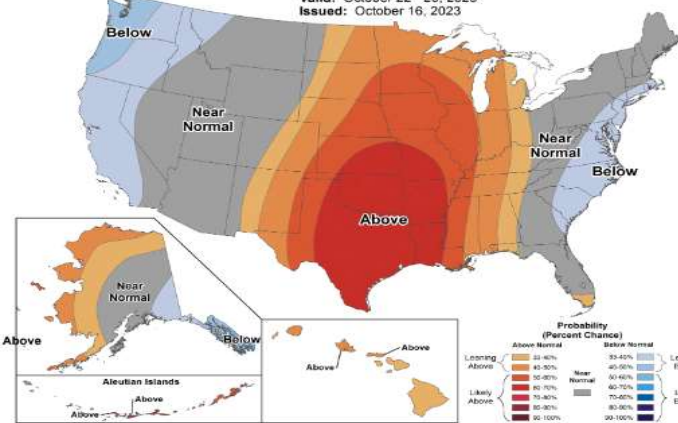
LOW Temperature



WEATHER - 6 - 10 DAY OUTLOOK - NOAA

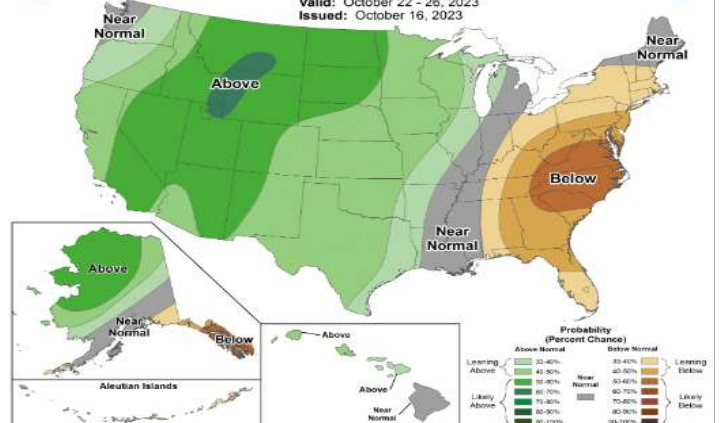
Temperature

Valid: October 22 - 26, 2023
Issued: October 16, 2023



Precipitation

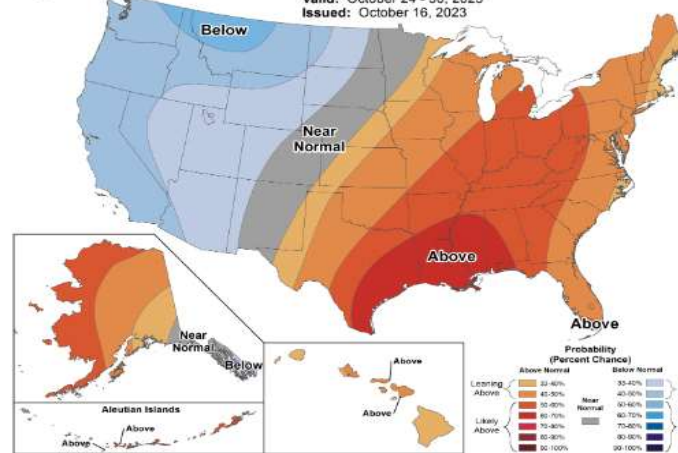
Valid: October 22 - 26, 2023
Issued: October 16, 2023



WEATHER - 8 - 14 DAY OUTLOOK - NOAA

Temperature

Valid: October 24 - 30, 2023
Issued: October 16, 2023



Precipitation

Valid: October 24 - 30, 2023
Issued: October 16, 2023

