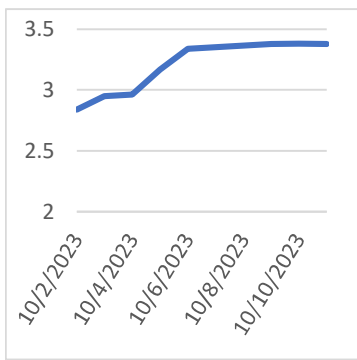


Thursday, October 12, 2023

Last Week's Prompt NYMEX



NYMEX NG Futures

Month	Close	Change
Nov-23	3.377	-0.005
Dec-23	3.658	-0.001
Jan-24	3.889	0.002
Feb-24	3.820	0.003
Mar-24	3.524	0.009
Apr-24	3.279	0.013
May-24	3.288	0.009
Jun-24	3.396	0.008
Jul-24	3.508	0.005
Aug-24	3.532	0.009
Sep-24	3.502	0.009
Oct-24	3.579	0.011
Nov-24	3.908	0.005
Dec-24	4.302	0.001
Jan-25	4.565	0.003
Feb-25	4.460	0.009
Mar-25	4.079	0.007
Apr-25	3.666	0.003
May-25	3.644	0.003
Jun-25	3.765	0.001
Jul-25	3.890	0.001
Aug-25	3.927	0.000
Sep-25	3.891	-0.003
Oct-25	3.952	-0.004
1 YR STRIP	3.529	0.006
2024	3.627	0.007

IN THE NEWS

Record gas exports for U.S. in the first half of 2023

The United States exported more natural gas in the first half of 2023 than it did in the same period of any previous year, according to the U.S. Energy Information Administration (EIA). Natural gas exports averaged 20.4 billion cubic feet per day (Bcf/d), 4% (0.8 Bcf/d) more than in 1H22, according to the EIA's Natural Gas Monthly. Liquefied natural gas (LNG) exports largely drove the continued growth in total natural gas exports, although natural gas exports by pipeline also increased. The United States began exporting LNG from the Lower 48 states in 2016 when Sabine Pass LNG—the first LNG export terminal in the Lower 48 states—came online. The United States became a net natural gas exporter (natural gas exports exceeded natural gas imports) in 2017 for the first time since 1957. In May 2023, U.S. net natural gas ... For more info go to <https://tinyurl.com/jnaeehav>

Natural Gas sees small rebound as US CPI points to energy uptick

Natural Gas prices are recovering a touch as the Greenback rallies with a higher monthly overall inflation print against expectations. The earlier correction comes after heading higher on the back of supply worries stemming from tensions surrounding the Israel-Hamas conflict. The closure of the Tamar gas field should not be an issue with European gas storage now at 97% capacity. This should mean that demand will remain low and might even go lower, counterbalancing the risk of supply issues due to the Tamar gas field closure and possible labor strikes in Australia. Meanwhile, the US Dollar (USD) is at a crucial point in terms of positions as its summer rally quite abruptly came to a halt and took a turn for the worse. The US Dollar was unable to advance substantially on Monday when risk-o... For more info go to <https://tinyurl.com/2kkw3khf>

UPDATE 1-US natgas prices hold near 8-month high on rising exports

U.S. natural gas futures held near an eight-month high on Tuesday as a bullish rise in exports and higher global gas prices offset a mild forecast that will keep heating demand low over the next two weeks. Front-month gas futures for November delivery on the New York Mercantile Exchange rose 0.6 cent, or 0.2%, to settle at \$3.382 per million British thermal units (mmBtu), their highest close since Jan. 23 for a third day in a row. That also put the front-month up for a sixth day in a row for the first time since March and kept it in technically overbought territory, with a relative strength index (RSI) above 70, for a fourth day in a row for the first time since July 2022. In Europe, gas prices at the Title Transfer Facility (TTF) benchmark in the Netherlands soared about 15% to a six-mon... For more info go to <https://tinyurl.com/mu6m9c44>

Prompt Natural Gas (NG) Daily Sentiment

BULLISH



RESISTANCE

3.431 & 3.453

SUPPORT

3.323 & 3.301

NATURAL GAS

Futures	Close
NG	\$3.377
Volume	70,214
Open Int.	151,101

Contact Us



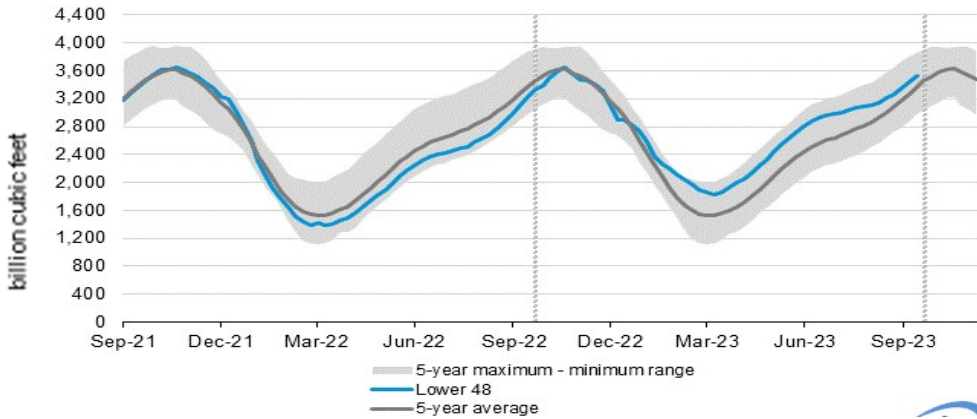
Mansfield Energy Corp
1025 Airport Pkwy
Gainesville, GA 30501
www.mansfield.energy

info@mansfieldoil.com
Phone: (800) 695 - 6626

NATURAL GAS NEWS



WEEKLY GAS IN UNDERGROUND STORAGE WITH 5-YR RANGE



for week ending September 28, 2023 | Released: October 05, 2023 | Next Release: October 12, 2023

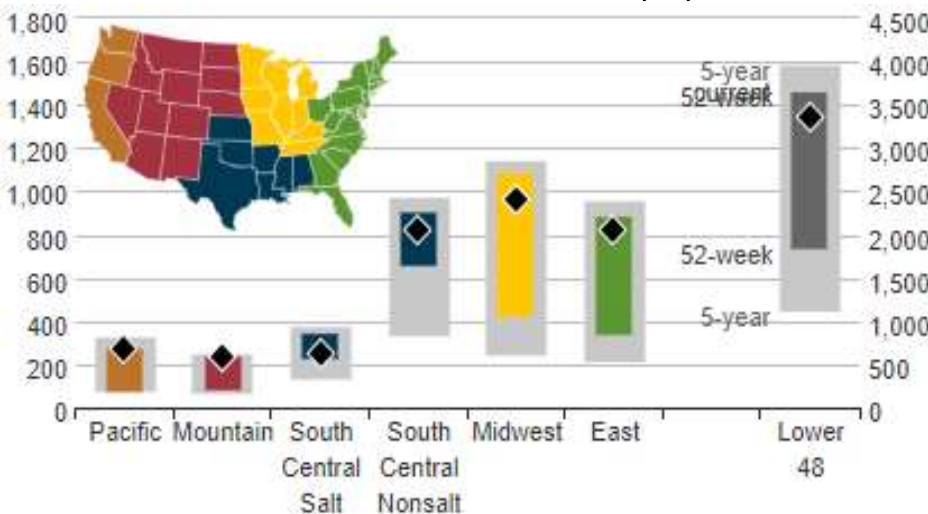
EIA Weekly Storage Actual and Surveys for

September 28, 2023

Released October 05, 2023

Range	80 to 100
S&P Global	91
FX Street	88
Investing.com	88

UNDERGROUND WORKING NAT GAS STORAGE AS OF 09/29/2023



Total Working Gas In Storage

3529 BCF

84 BCF (LAST WEEK)

316 BCF (LAST YEAR)

163 BCF (5-YEAR AVG)

U.S. Natural Gas Supply

Gas Week -

Average Daily Values (BCF/D):

Last Year (BCF/d)

Dry Production - 100.6

Total Supply - 106.7

Last Week (BCF/d)

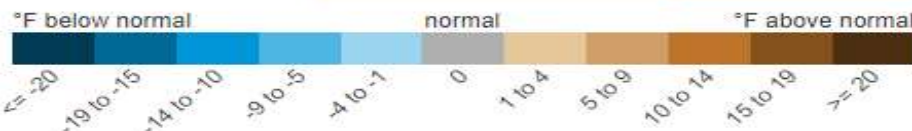
Dry Production - 101.2

Total Supply - 106.1

[Next Report: October 11]

REGIONAL AVG TEMPERATURES AND DEPARTURE FROM NORMAL

	Sep 22	Sep 23	Sep 24	Sep 25	Sep 26	Sep 27	Sep 28	Sep 29	Sep 30	Oct 01	Oct 02	Oct 03	Oct 04	Oct 05
East	65	62	64	65	64	63	63	64	66	68	68	70	71	69
Midwest	68	68	66	66	67	66	66	67	70	71	71	73	71	66
South Central	80	81	80	79	78	79	78	79	79	77	77	78	78	75
Mountain	63	62	63	65	66	66	65	66	64	62	61	59	59	60
Pacific	61	61	62	62	63	64	62	60	56	57	57	62	66	70
Lower 48	67	66	66	67	67	66	66	66	67	68	68	70	70	69



U.S. Natural Gas Demand Gas Week -

Average Daily Values (BCF/D):

Last Year (BCF/d)

Power - 29.8

Total Demand - 88.2

Last Week (BCF/d)

Power - 38.0

Total Demand - 94.5

[Next Report: October 11]

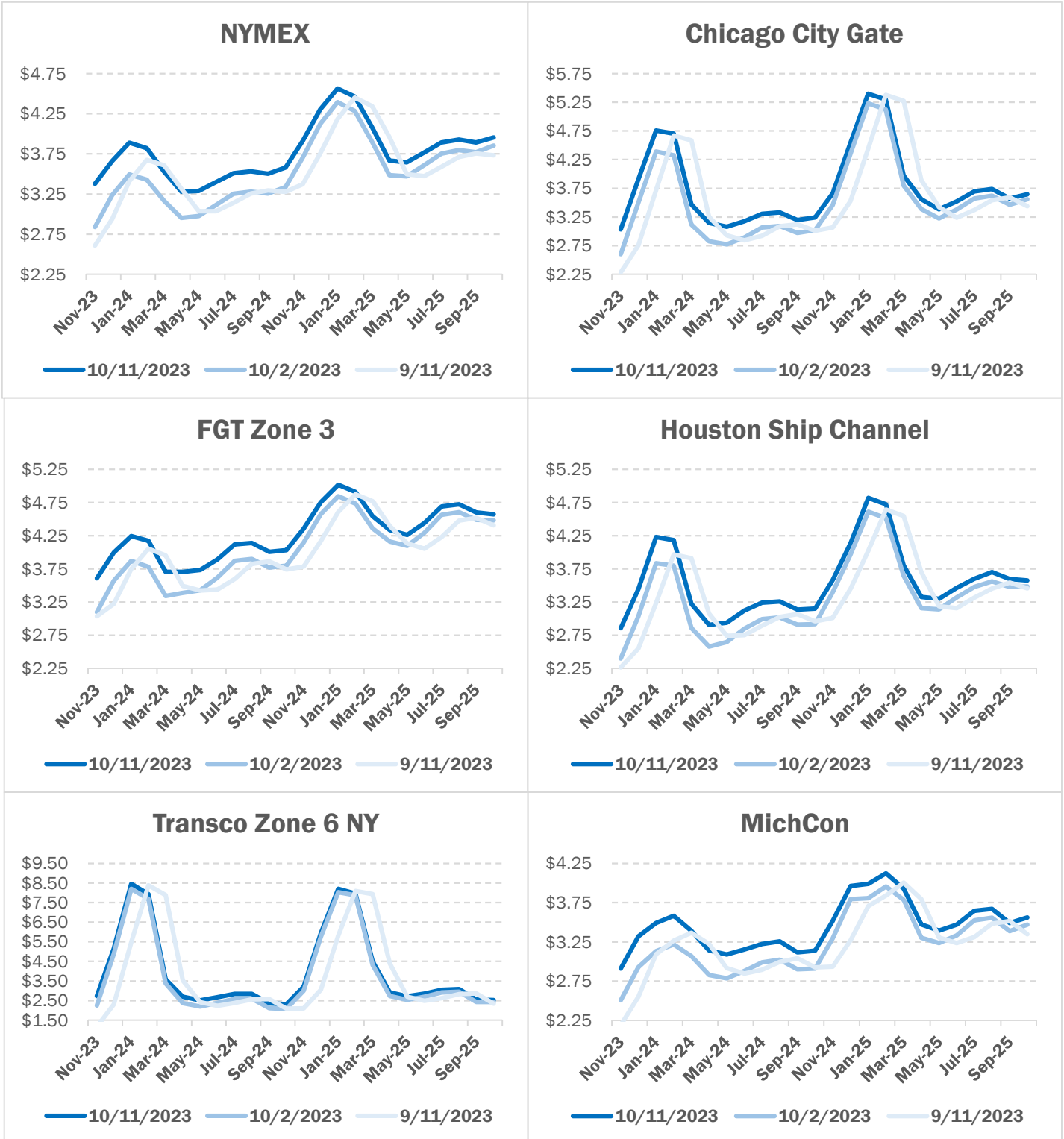
MANSFIELD EIA PREDICTION

99

NATURAL GAS NEWS



NATURAL GAS BASIS FUTURES

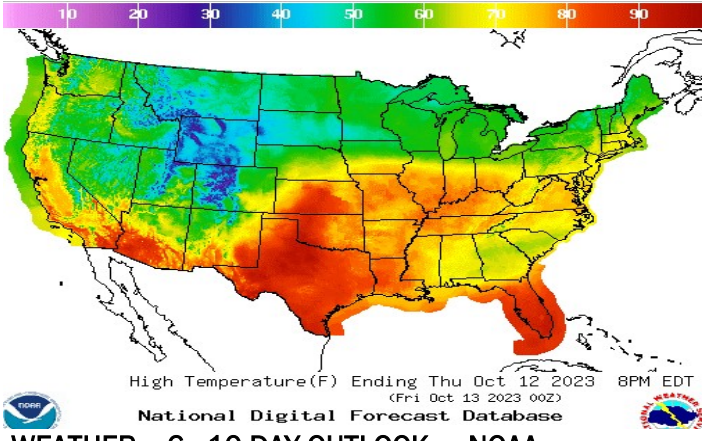


NATURAL GAS NEWS

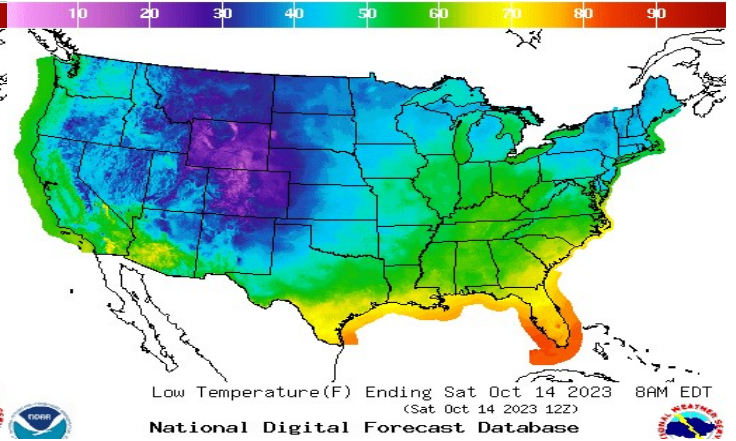


WEATHER - HIGH / LOW TEMPERATURE - TOMORROW

HIGH Temperature

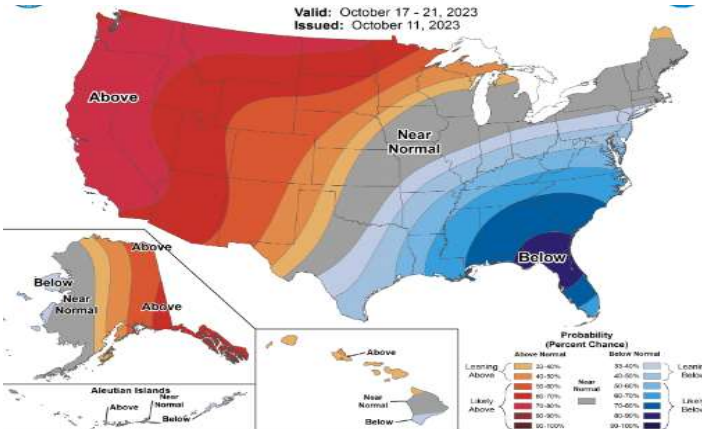


LOW Temperature

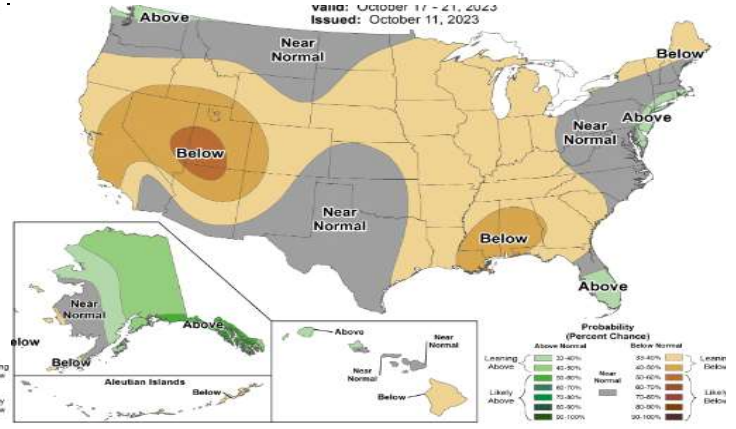


WEATHER - 6 - 10 DAY OUTLOOK - NOAA

Temperature

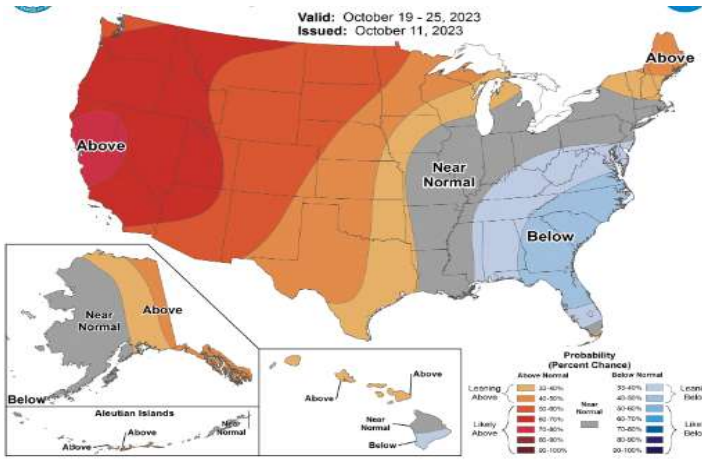


Precipitation



WEATHER - 8 - 14 DAY OUTLOOK - NOAA

Temperature



Precipitation

