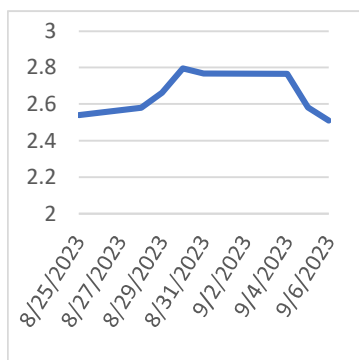


Thursday, September 7, 2023

### Last Week's Prompt NYMEX



### NYMEX NG Futures

Month	Close	Change
Oct-23	2.510	-0.072
Nov-23	2.943	-0.048
Dec-23	3.425	-0.028
Jan-24	3.677	-0.029
Feb-24	3.605	-0.029
Mar-24	3.299	-0.029
Apr-24	3.029	-0.023
May-24	3.027	-0.024
Jun-24	3.139	-0.022
Jul-24	3.259	-0.020
Aug-24	3.298	-0.022
Sep-24	3.281	-0.021
Oct-24	3.375	-0.020
Nov-24	3.764	-0.012
Dec-24	4.211	-0.008
Jan-25	4.479	-0.008
Feb-25	4.368	-0.012
Mar-25	3.971	-0.008
Apr-25	3.526	0.006
May-25	3.503	0.005
Jun-25	3.620	0.007
Jul-25	3.741	0.009
Aug-25	3.786	0.009
Sep-25	3.758	0.005
1 YR STRIP 2024	3.208	-0.031
	3.414	-0.022

### IN THE NEWS

#### Natural Gas Prices Forecast: EIA Report to Push Stocks

US Natural Gas futures showed a modest decline on Thursday, facing pressure just before the anticipated release of the government's weekly storage report. This downward trajectory brought the futures market to its lowest since June 13. Factors influencing this include the expected easing of demand next week and a notable pause in a looming strike in Australia. As of 10:30 GMT, October's natural gas stands at \$2.507, witnessing a \$0.003 or -0.12% dip. The U.S. Energy Information Administration (EIA) is gearing up for its weekly storage report release at 14:30 GMT. Projections hint at a build of 38 Bcf for the week ending September 1. An overview reveals that working gas in storage tallied at 3,115 Bcf by August 25, 2023. This indicates a net increase of 32 Bcf compared to the preceding week. When set against previo... For more info go to <https://shorturl.at/zBIY9>

#### An escalating dispute at major gas facilities in Australia

The looming threat of strikes at Australian natural gas facilities will keep global gas markets on tenterhooks, energy analysts told CNBC, with traders fearing that a prolonged halt to production could squeeze global supplies and send European prices higher. U.S. energy giant Chevron and unions representing workers at the Gorgon and Wheatstone projects in Western Australia are in daily talks this week to try to come to an agreement over pay and job security. The Fair Work Commission, Australia's independent workplace relations tribunal, is mediating talks between both sides. If a deal cannot be agreed, the strikes are scheduled to begin from 6 a.m. local time Thursday. The long-running dispute escalated even further on Tuesday as a union alliance announced plans to strike for two weeks fro... For more info go to <https://shorturl.at/coCNX>

#### Natural Gas: Storage Crystal-Balling Improves After Misfires

It's quite fascinating the difference a week can make for the storage forecasters in natural gas. There's no certainty yet if a new trend is in place for those who had been off-target week after week – sometimes horrendously – on the number of cubic feet that got injected into underground salt caverns in the United States. But narrowing the variance between market estimates and the billion cubic feet reported each week by the Energy Information Administration, or EIA, is certainly a good thing – enough for some to think of it as a boon. John Sodergreen, the author of a weekly trade journal on natural gas called "The Desk", opined on this in his latest note: "Last week's 32-bcf build, while unseasonably small [also lower than the five-year average build of 51 bcf and 29 bcf lower than last ... For more info go to <https://shorturl.at/ewU45>

### Prompt Natural Gas (NG) Daily Sentiment

BEARISH



RESISTANCE  
2.582 & 2.653  
SUPPORT  
2.471 & 2.431

### NATURAL GAS

Futures	Close
NG	\$2.510
Volume	39,933
Open Int.	216,976

### Contact Us



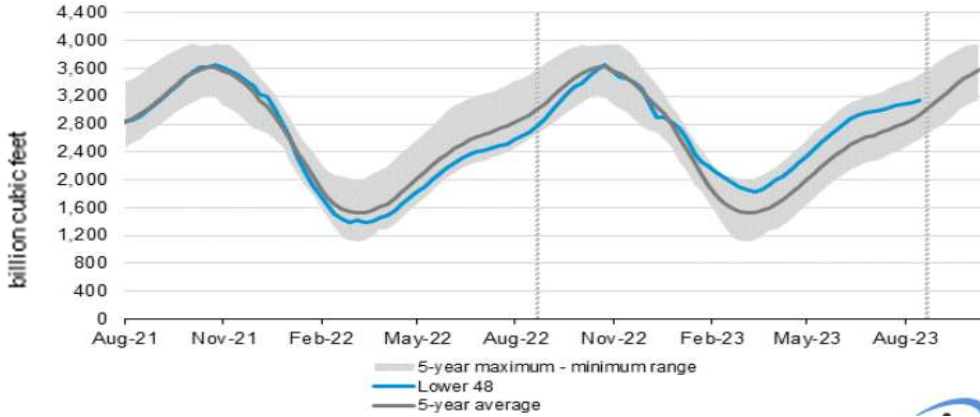
Mansfield Energy Corp  
1025 Airport Pkwy  
Gainesville, GA 30501  
[www.mansfield.energy](http://www.mansfield.energy)

info@mansfieldoil.com  
Phone: (800) 695 - 6626

# NATURAL GAS NEWS



## WEEKLY GAS IN UNDERGROUND STORAGE WITH 5-YR RANGE



for week ending September 01, 2023 | Released: September 07, 2023 | Next Release: September 14, 2023

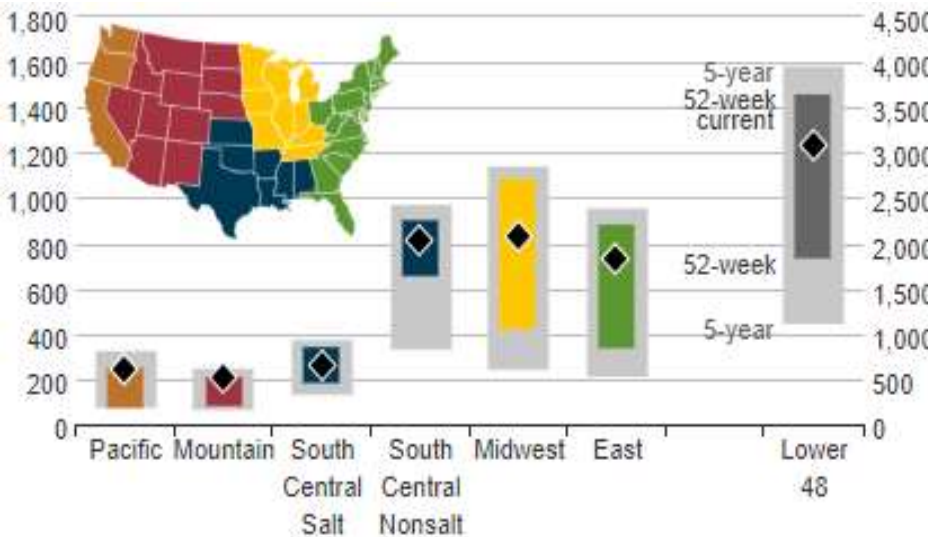
### EIA Weekly Storage Actual and Surveys for

September 1, 2023

Released September 07, 2023

Range	30 to 45
S&P Global	41
FX Street	43
Investing.com	43

## UNDERGROUND WORKING NAT GAS STORAGE AS OF 08/25/2023



### Total Working Gas In Storage

**3148 BCF**

- 33 BCF (LAST WEEK)
- 462 BCF (LAST YEAR)
- 222 BCF (5-YEAR AVG)

### U.S. Natural Gas Supply

#### Gas Week -

Average Daily Values (BCF/D):

Last Year (BCF/d)

Dry Production -	99.1
Total Supply -	104.6

Last Week (BCF/d)

Dry Production -	102.5
Total Supply -	108.5

[Next Report: August 31]

## REGIONAL AVG TEMPERATURES AND DEPARTURE FROM NORMAL

	Aug 18	Aug 19	Aug 20	Aug 21	Aug 22	Aug 23	Aug 24	Aug 25	Aug 26	Aug 27	Aug 28	Aug 29	Aug 30	Aug 31
East	74	70	73	76	74	72	72	75	77	75	73	74	74	69
Midwest	67	69	75	75	76	79	81	79	73	68	68	70	66	65
South Central	84	86	87	87	86	87	88	88	87	85	83	82	81	81
Mountain	76	74	72	73	74	75	75	74	74	75	77	77	76	76
Pacific	73	71	68	67	68	69	71	70	72	74	76	75	74	71
Lower 48	74	73	75	76	75	75	76	77	77	75	74	75	74	71

Legend:  
 - °F below normal (dark blue to light blue)  
 - normal (grey)  
 - °F above normal (light orange to dark orange)

### U.S. Natural Gas Demand

#### Gas Week -

Average Daily Values (BCF/D):

Last Year (BCF/d)

Power -	43.8
Total Demand -	97.2

Last Week (BCF/d)

Power -	44.5
Total Demand -	99.7

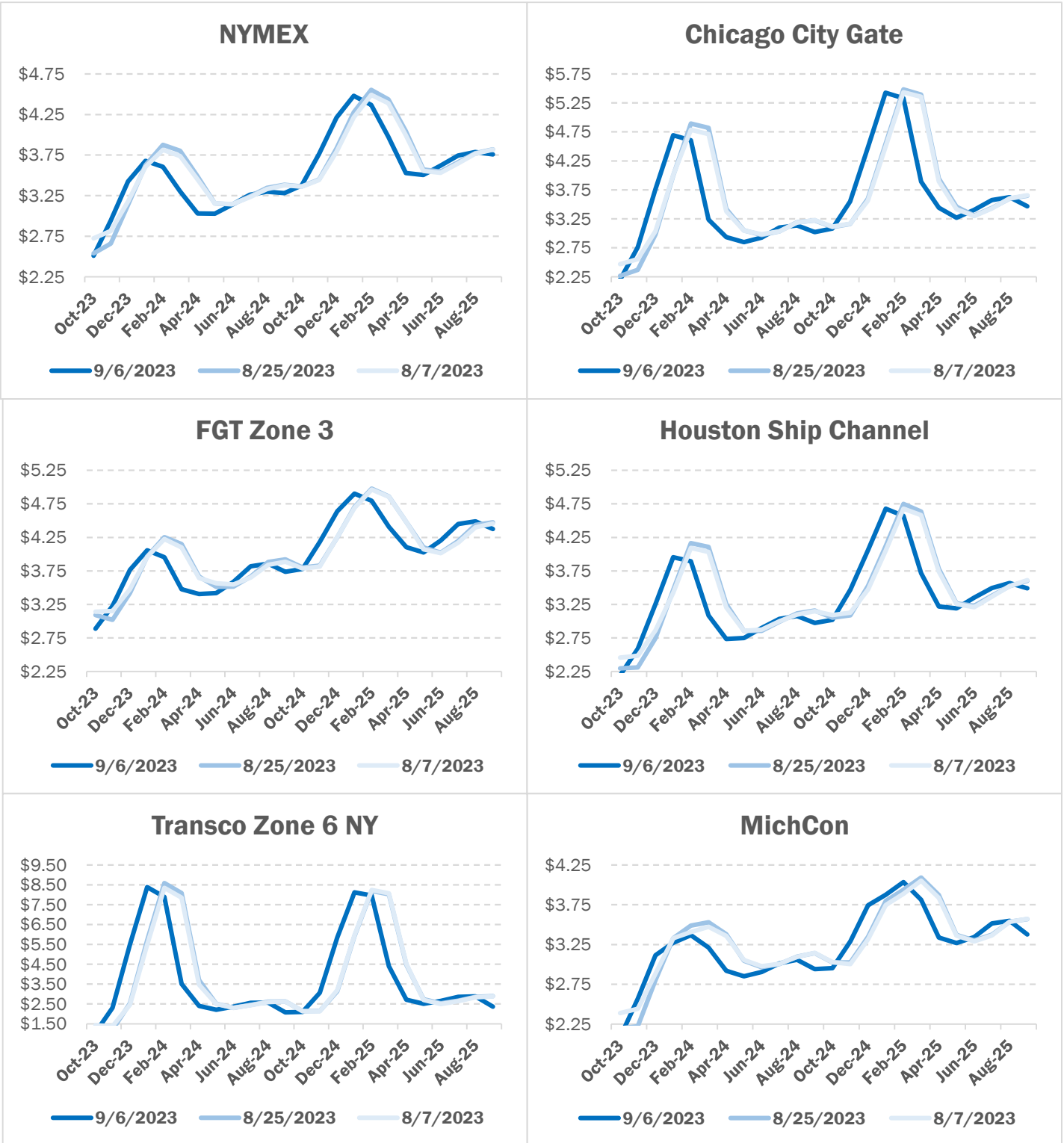
[Next Report: August 31]

MANSFIELD EIA PREDICTION

# NATURAL GAS NEWS



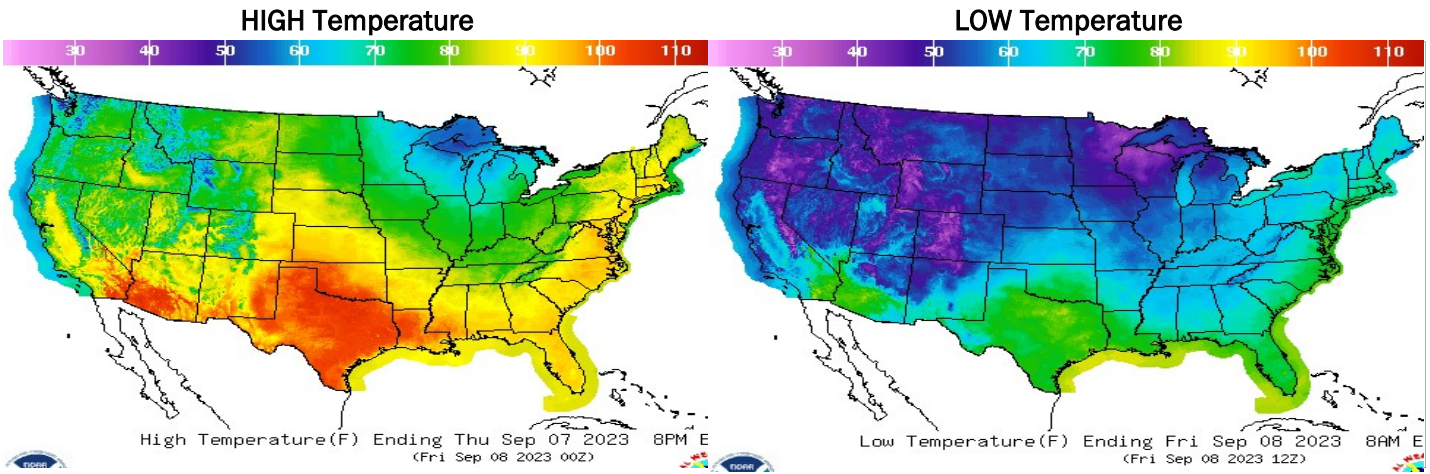
## NATURAL GAS BASIS FUTURES



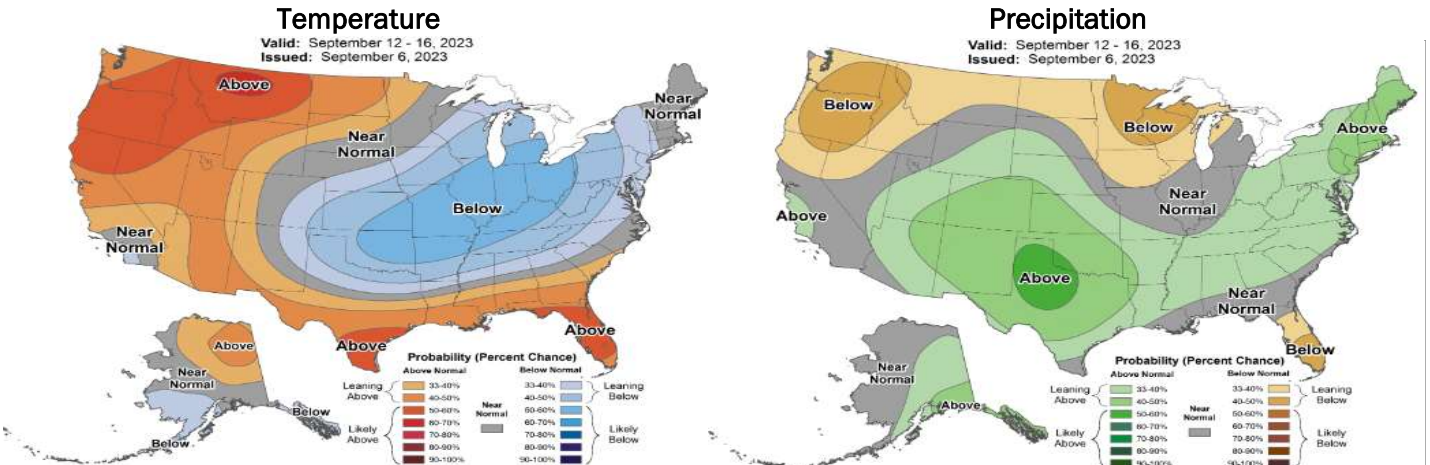
# NATURAL GAS NEWS



## WEATHER - HIGH / LOW TEMPERATURE - TOMORROW



## WEATHER - 6 - 10 DAY OUTLOOK - NOAA



## WEATHER - 8 - 14 DAY OUTLOOK - NOAA

