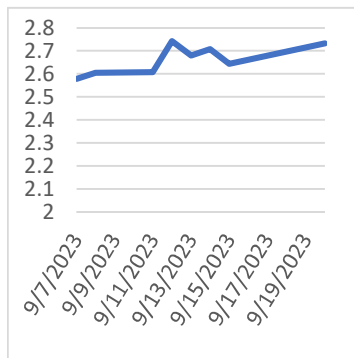


Thursday, September 21, 2023

**Last Week's Prompt
NYMEX**



NYMEX NG Futures

Month	Close	Change
Oct-23	2.733	0.089
Nov-23	2.921	-0.011
Dec-23	3.316	-0.029
Jan-24	3.563	-0.032
Feb-24	3.494	-0.030
Mar-24	3.230	-0.016
Apr-24	2.992	0.002
May-24	2.998	0.002
Jun-24	3.121	0.008
Jul-24	3.246	0.012
Aug-24	3.285	0.009
Sep-24	3.263	0.010
Oct-24	3.361	0.016
Nov-24	3.731	0.019
Dec-24	4.163	0.013
Jan-25	4.429	0.011
Feb-25	4.335	0.014
Mar-25	3.955	0.014
Apr-25	3.505	0.018
May-25	3.485	0.019
Jun-25	3.609	0.027
Jul-25	3.738	0.037
Aug-25	3.781	0.035
Sep-25	3.754	0.031
1 YR STRIP 2024	3.180 3.371	0.001 0.001

IN THE NEWS

US natgas prices up 2% to two-week high on daily output drop

U.S. natural gas futures climbed about 2% to a two-week high on Tuesday with a drop in daily output and as the amount of gas flowing to the country's liquefied natural gas (LNG) export plants increases after Freeport LNG's facility in Texas returned to near full service over the past few days. That price increase came despite forecasts for milder weather and lower gas demand over the next two weeks than previously expected. Front-month gas futures NGc1 for October delivery on the New York Mercantile Exchange rose 6.4 cents, or 2.4%, to \$2.792 per million British thermal units (mmBtu) at 8:48 a.m. EDT (1248 GMT), putting the contract on track for its highest close since Aug. 30. Looking ahead, the premium on March 2024 futures over April 2024 NGH24-J24, which the industry calls the widow maker, slid to around 24 ce... For more info go to <https://shorturl.at/frBJ2>

US is top exporter of liquefied natural gas in first half of 2023

The U.S. exported more natural gas in the first six months of 2023 than in any other previous six-month period, the U.S. Energy Information Agency reported. U.S. companies averaged 12.5 billion cubic feet per day (Bcf/d) in the first six months of this year, an 11% increase from their average over the same period last year. This is after in May of this year, the U.S.'s "net natural gas exports as liquefied natural gas (LNG) and by pipeline averaged a monthly record high of 13.6 Bcf/d." It's also after the U.S. in 2017 became a net exporter of natural gas for the first time since 1957, "primarily because of increased LNG exports," the EIA says. The U.S. became a net exporter after Cheniere Energy was the first to export domestically sourced LNG from the Sabine Pass LNG Terminal in Camero... For more info go to <https://shorturl.at/gjIW7>

Royal Caribbean's LNG powered giant launched in France

French shipbuilder Chantiers de l'Atlantique has launched a giant LNG-powered cruise vessel it is building for US-based Royal Caribbean International. The 362 meters long and 66 meters wide Utopia of the Seas is now one step closer to its debut in Port Canaveral (Orlando), Florida, in July 2024. According to a statement by Royal Caribbean International, a unit of Royal Caribbean, the Oasis Class ship floated for the first time over the weekend. The key moment in the construction of the vessel took 17 months to reach and follows the steel-cutting ceremony that took place in the shipyard in Saint-Nazaire on April 5 last year and the keel-laying ceremony that took place on July 1.... For more info go to <https://shorturl.at/dwKQ7>

**Prompt Natural Gas (NG)
Daily Sentiment**

BULLISH



RESISTANCE
2.991 & 3.061
SUPPORT
2.876 & 2.831

NATURAL GAS

Futures	Close
NG	\$2.733
Volume	43,680
Open Int.	53,852

Contact Us

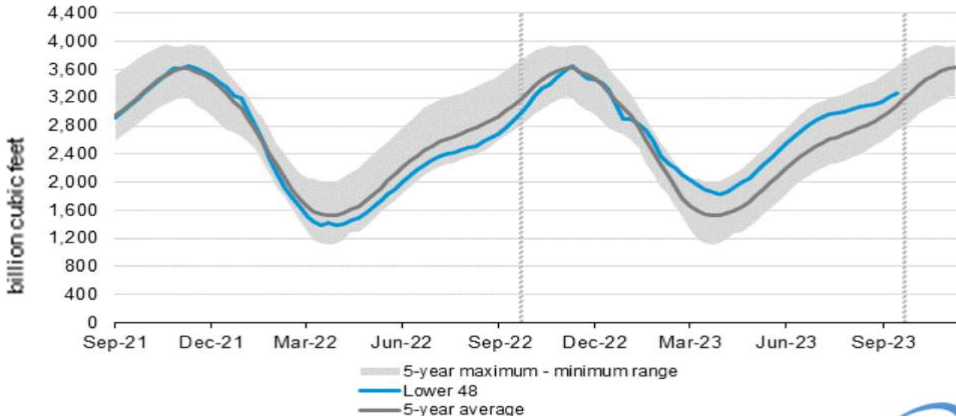


Mansfield Energy Corp
1025 Airport Pkwy
Gainesville, GA 30501
www.mansfield.energy

info@mansfieldoil.com
Phone: (800) 695 - 6626

Thursday, September 21, 2023

WEEKLY GAS IN UNDERGROUND STORAGE WITH 5-YR RANGE



for week ending September 15, 2023 | Released: September 21, 2023 | Next Release: September 28, 2023

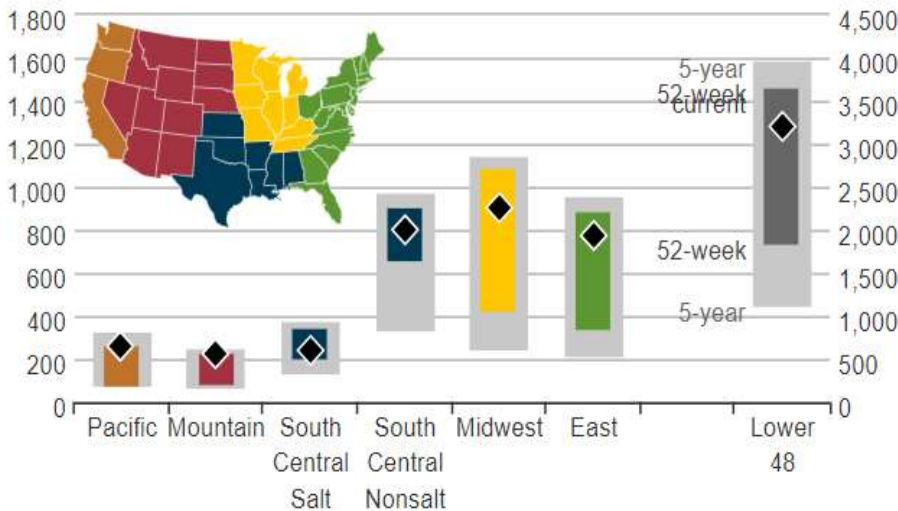
EIA Weekly Storage Actual and Surveys for

September 15, 2023

Released September 21, 2023

Range	50 to 70
S&P Global	41
FX Street	48
Investing.com	67

UNDERGROUND WORKING NAT GAS STORAGE AS OF 09/08/2023



Total Working Gas In Storage

3269 BCF

64 BCF (LAST WEEK)

410 BCF (LAST YEAR)

183 BCF (5-YEAR AVG)

U.S. Natural Gas Supply

Gas Week -

Average Daily Values (BCF/D):

Last Year (BCF/d)

Dry Production - 100.0

Total Supply - 105.8

Last Week (BCF/d)

Dry Production - 102.6

Total Supply - 108.5

[Next Report: September 14]

U.S. Natural Gas Demand

Average Daily Values (BCF/D):

Last Year (BCF/d)

Power - 42.6

Total Demand - 95.3

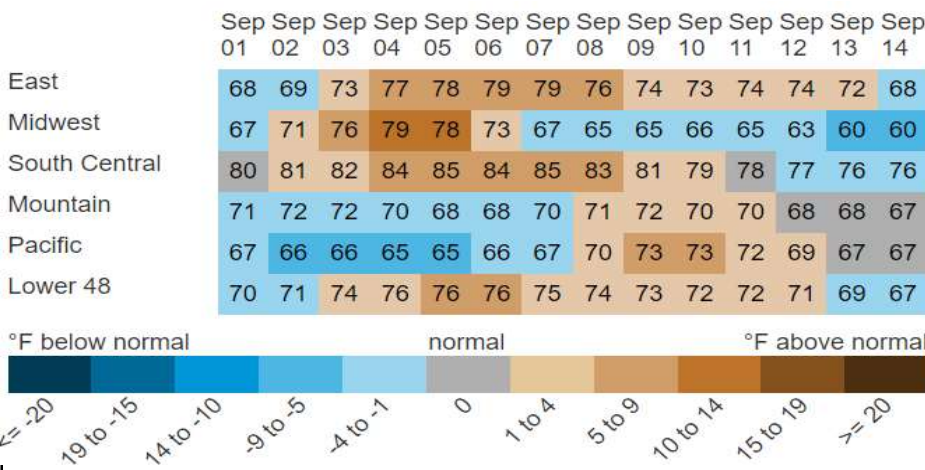
Last Week (BCF/d)

Power - 45.2

Total Demand - 100.9

[Next Report: September 14]

REGIONAL AVG TEMPERATURES AND DEPARTURE FROM NORMAL



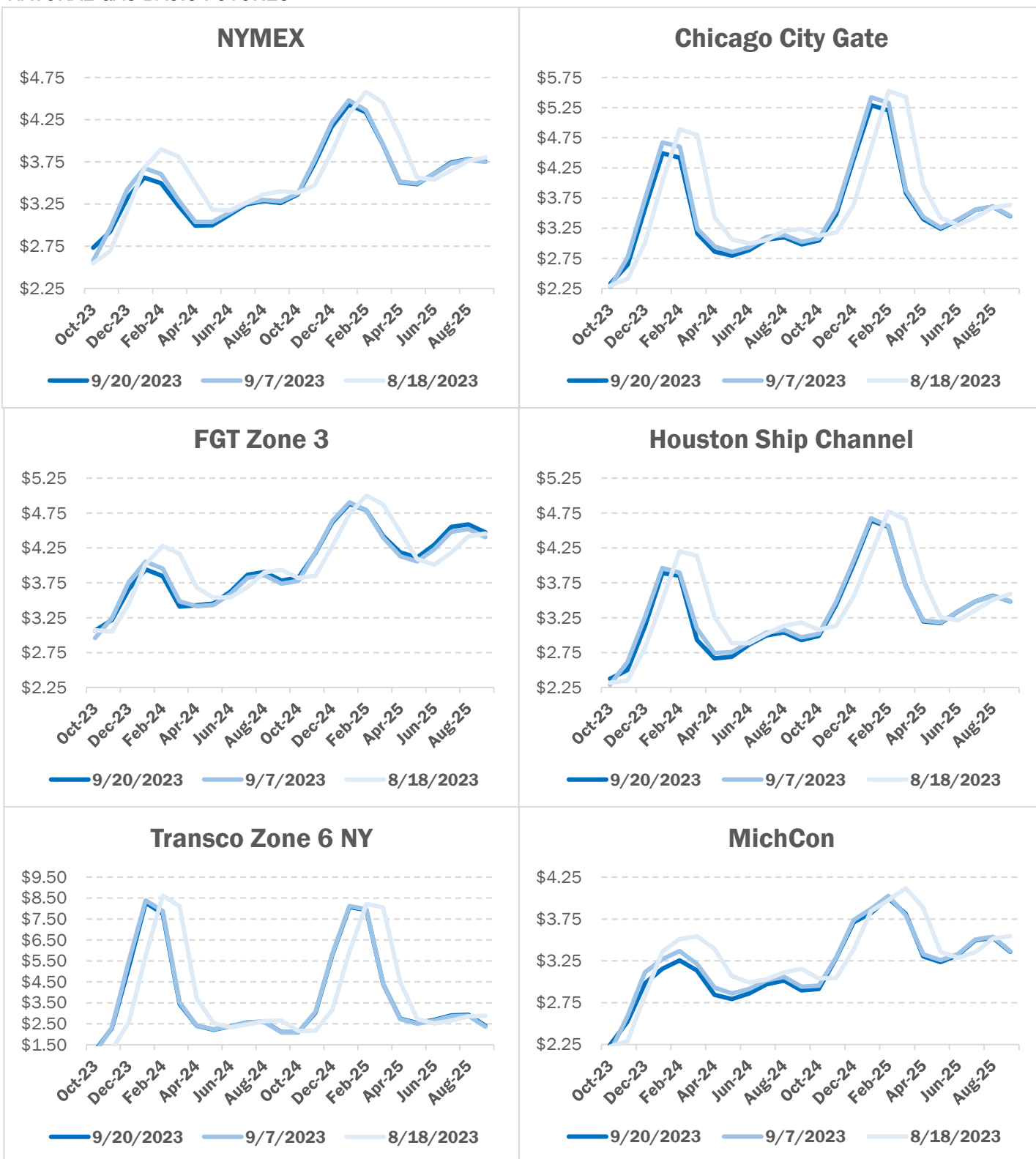
MANSFIELD EIA PREDICTION

69

NATURAL GAS NEWS



NATURAL GAS BASIS FUTURES

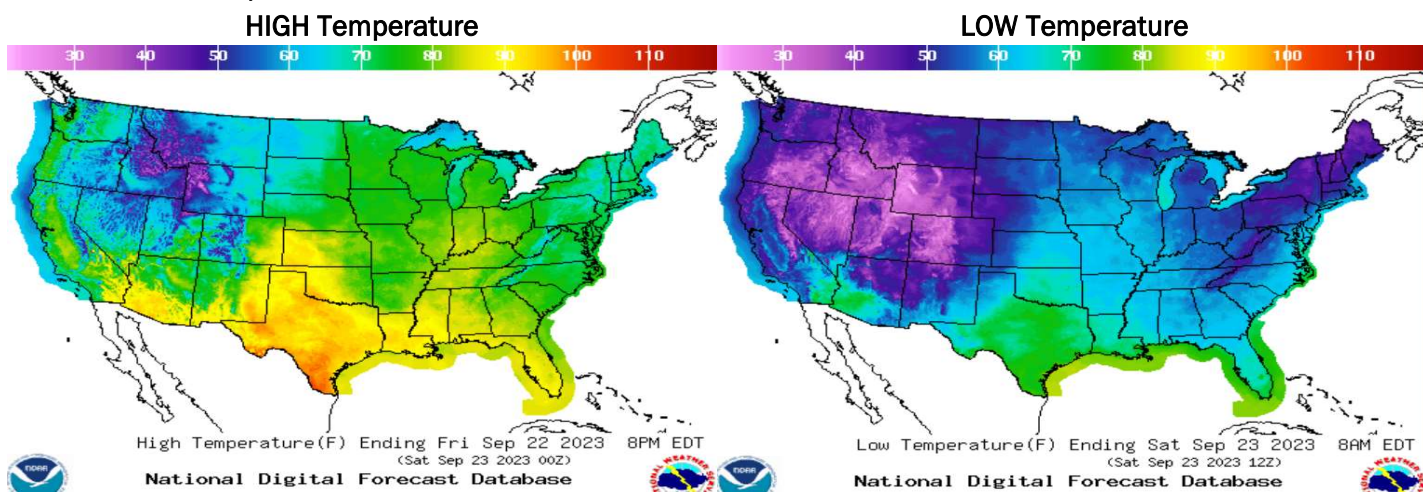


Thursday, September 21, 2023

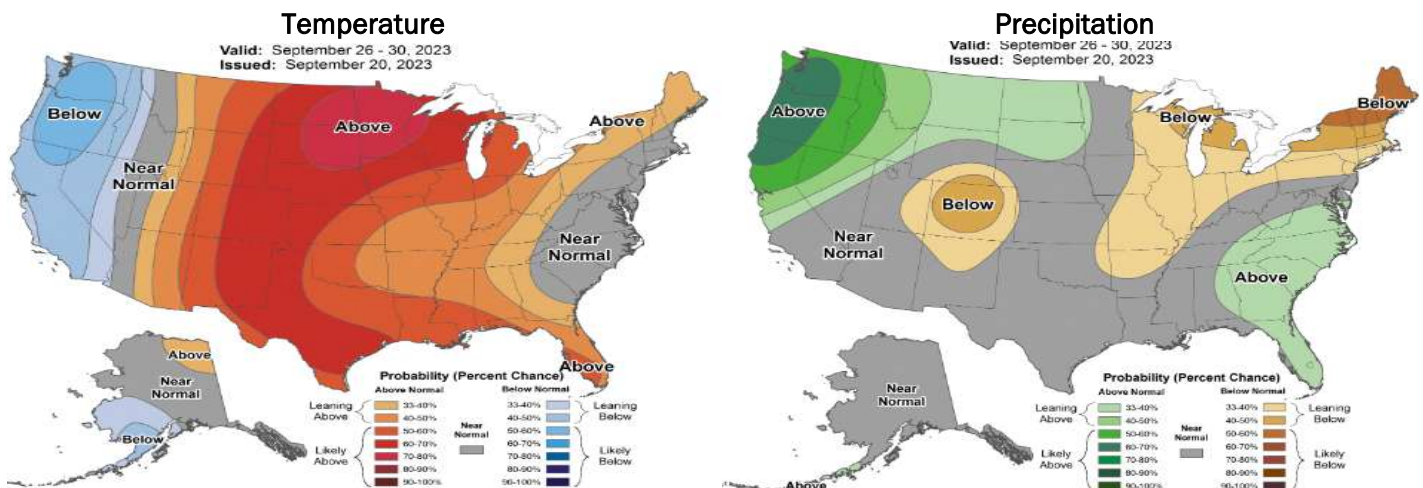
NATURAL GAS NEWS



WEATHER - HIGH / LOW TEMPERATURE - TOMORROW



WEATHER - 6 - 10 DAY OUTLOOK - NOAA



WEATHER - 8 - 14 DAY OUTLOOK - NOAA

