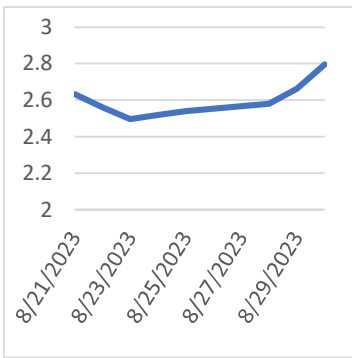


Thursday, August 31, 2023

Last Week's Prompt NYMEX



NYMEX NG Futures

Month	Close	Change
Oct-23	2.796	0.134
Nov-23	3.181	0.119
Dec-23	3.613	0.108
Jan-24	3.831	0.082
Feb-24	3.753	0.083
Mar-24	3.426	0.062
Apr-24	3.135	0.055
May-24	3.126	0.049
Jun-24	3.226	0.042
Jul-24	3.337	0.037
Aug-24	3.372	0.033
Sep-24	3.347	0.030
Oct-24	3.430	0.026
Nov-24	3.814	0.026
Dec-24	4.251	0.021
Jan-25	4.515	0.020
Feb-25	4.400	0.022
Mar-25	4.000	0.017
Apr-25	3.538	0.015
May-25	3.513	0.015
Jun-25	3.630	0.016
Jul-25	3.748	0.018
Aug-25	3.794	0.020
Sep-25	3.769	0.029
1 YR STRIP 2024	3.345	0.070
	3.561	0.040

IN THE NEWS

Natural Gas Prices Rise As Supply Risks Persist

European and U.S. benchmark natural gas prices rose early on Monday amid concerns about supply due to still unresolved labor issues at Australian LNG export facilities and planned maintenance reducing Norwegian pipeline gas deliveries to Europe. Prices at the Henry Hub in the United States were up 2.6% early on Monday. In Europe, the front-month futures at the Dutch TTF hub, the benchmark for Europe's gas trading, had increased by 1.9% to \$35.08 (32.65 euros) per megawatt (MWh) as of 10.35 a.m. GMT on Monday. Earlier in the trade, European gas prices rose by 4% at opening, after Norwegian operators on Saturday halted supply from the giant Troll gas field due to regular maintenance, and said maintenance was also being held at fields delivering gas into the Segal network for the UK. The lowered supply from Norway, w... For more info go to <https://shorturl.at/cjkvx>

Natural Gas Prices Forecast: Gulf Weather,

Natural gas futures spiked significantly as speculators considered potential impacts of a hurricane in the Gulf of Mexico on key production plants. Despite the storm's eastward trajectory, it is the western Gulf that houses these crucial facilities. While the U.S. National Hurricane Center warns of potential intensification of Tropical Storm Idalia towards Florida, power outages in the state could have bearish consequences for natural gas prices, given Florida's reliance on gas for electricity. Further influencing global natural gas dynamics, Chevron's workers in Australia are on the brink of authorizing unions to call strikes at major liquefied natural gas (LNG) facilities. This follows recent votes at Chevron's Gorgon and Wheatstone facilities, which, combined with Woodside Energy Group'... For more info go to <https://shorturl.at/jrtEZ>

Natural Gas Prices Forecast: Rising Ahead of EIA Data

US natural gas futures are drawing close to a two-week high, driven by forecasts of escalating temperatures. Speculators are also eyeing a possible labor strike in Australia's prominent LNG production facilities. Gains could be limited, however, by concerns about Hurricane Idalia's potential demand destruction. Today's EIA report has market predictions hovering around +30-31 Bcf. Notably, the past week saw temperatures higher than usual across the US, excluding the Southwest & Northeast. A build of +24 Bcf is anticipated, a figure smaller than the five-year average. Last week, the gas in storage was noted at 3,083 Bcf, a net increase of 18 Bcf from the prior week, maintaining a margin above the historical five-year range. Chevron Corp's two Australian LNG facilities face potential work sto... For more info go to <https://shorturl.at/duvIQ>

Prompt Natural Gas (NG) Daily Sentiment

BULLISH



RESISTANCE

2.857 & 2.918

SUPPORT

2.691 & 2.586

NATURAL GAS

Futures	Close
NG	\$2.796
Volume	52,347
Open Int.	229,544

Contact Us



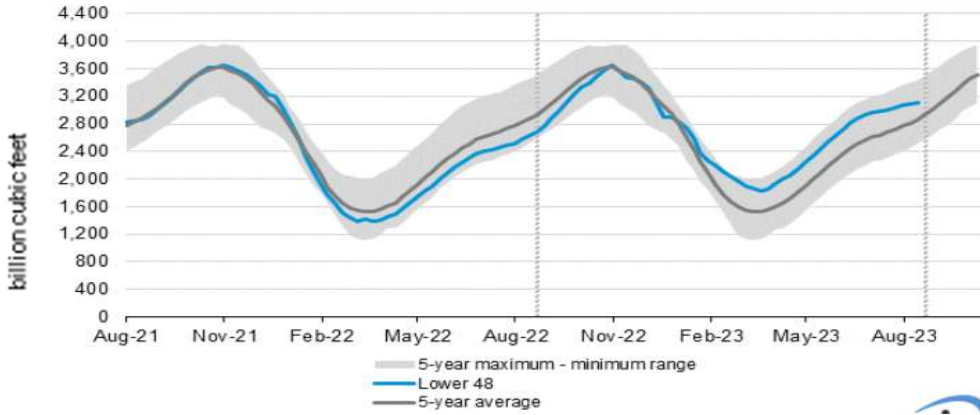
Mansfield Energy Corp
 1025 Airport Pkwy
 Gainesville, GA 30501
www.mansfield.energy

info@mansfieldoil.com
 Phone: (800) 695 - 6626

NATURAL GAS NEWS



WEEKLY GAS IN UNDERGROUND STORAGE WITH 5-YR RANGE



for week ending August 25, 2023 | Released: August 31, 2023 | Next Release: September 07, 2023

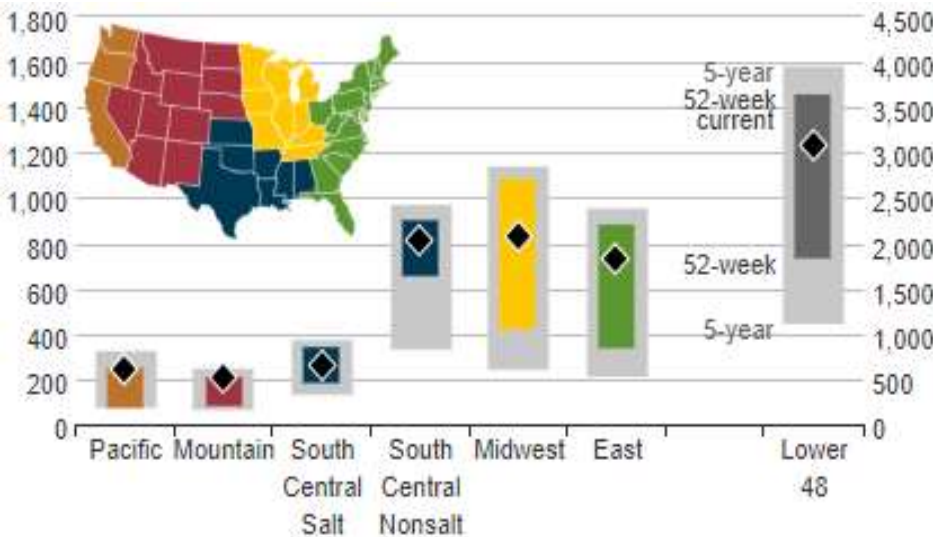
EIA Weekly Storage Actual and Surveys for

August 25, 2023

Released August 31, 2023

Range	11 to 43
S&P Global	30
FX Street	25
Investing.com	25

UNDERGROUND WORKING NAT GAS STORAGE AS OF 08/25/2023



Total Working Gas In Storage

3115 BCF

32 BCF (LAST WEEK)
484 BCF (LAST YEAR)
249 BCF (5-YEAR AVG)

U.S. Natural Gas Supply

Gas Week -

Average Daily Values (BCF/D):

Last Year (BCF/d)

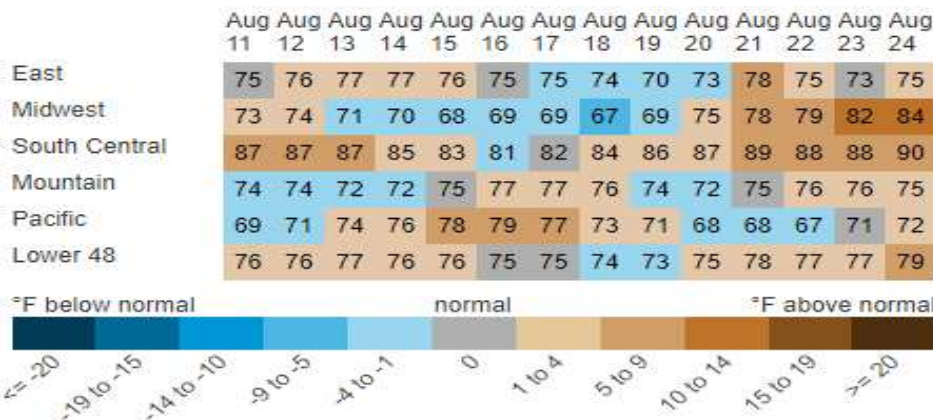
Dry Production - 98.3
Total Supply - 103.3

Last Week (BCF/d)

Dry Production - 102.0
Total Supply - 108.0

[Next Report: August 31]

REGIONAL AVG TEMPERATURES AND DEPARTURE FROM NORMAL



U.S. Natural Gas Demand Gas Week -

Average Daily Values (BCF/D):

Last Year (BCF/d)

Power - 41.3
Total Demand - 94.0

Last Week (BCF/d)

Power - 44.9
Total Demand - 100.0

[Next Report: August 31]

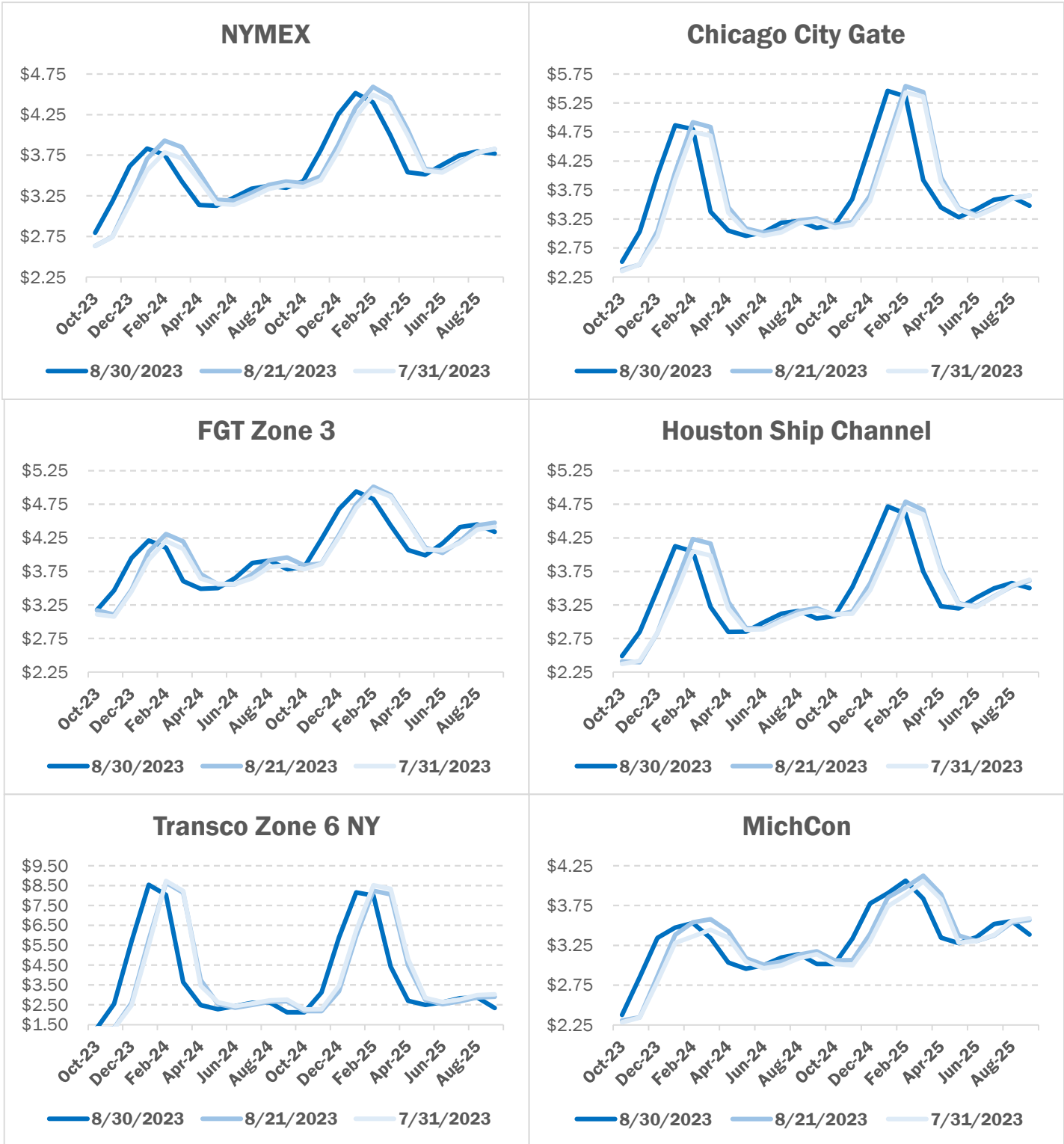
MANSFIELD EIA PREDICTION

29

NATURAL GAS NEWS



NATURAL GAS BASIS FUTURES

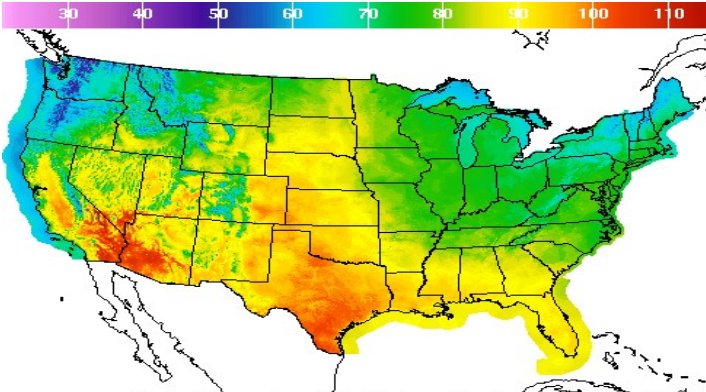


NATURAL GAS NEWS



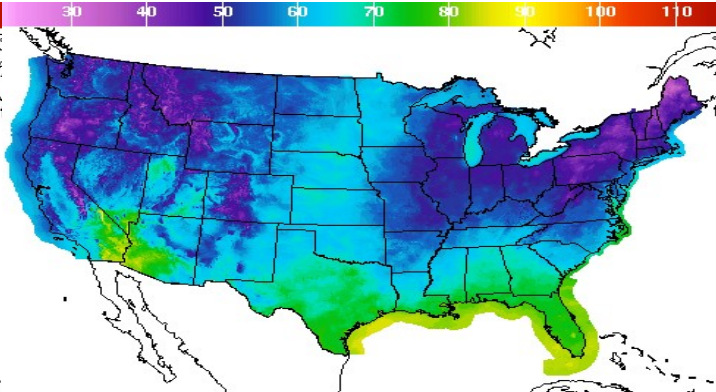
WEATHER - HIGH / LOW TEMPERATURE - TOMORROW

HIGH Temperature



High Temperature(F) Ending Thu Aug 31 2023 8PM ET (Fri Sep 01 2023 00Z)

LOW Temperature

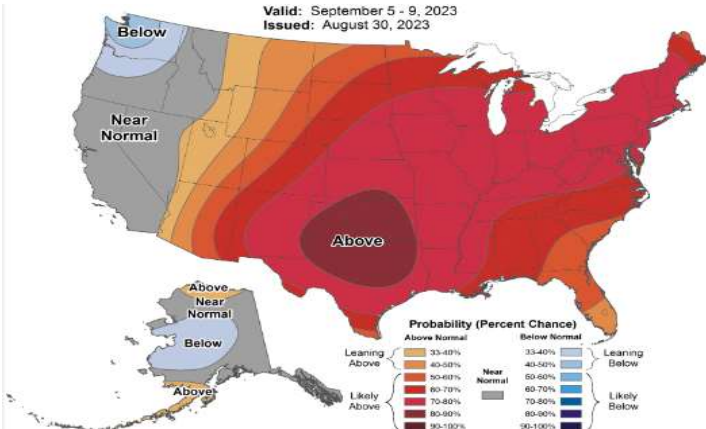


Low Temperature(F) Ending Fri Sep 01 2023 8AM ET (Fri Sep 01 2023 12Z)

WEATHER - 6 - 10 DAY OUTLOOK - NOAA

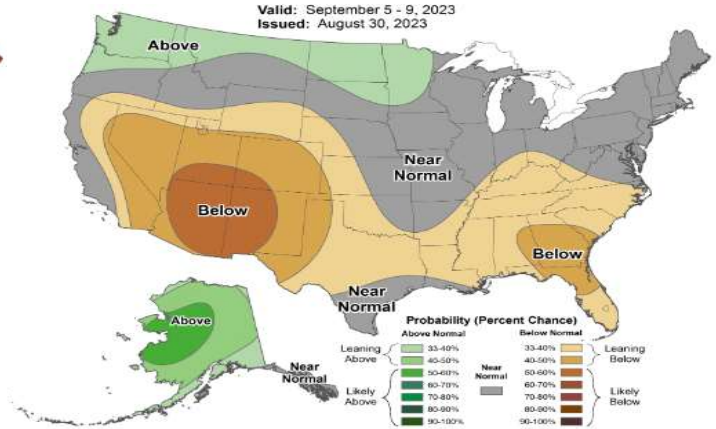
Temperature

Valid: September 5 - 9, 2023
Issued: August 30, 2023



Precipitation

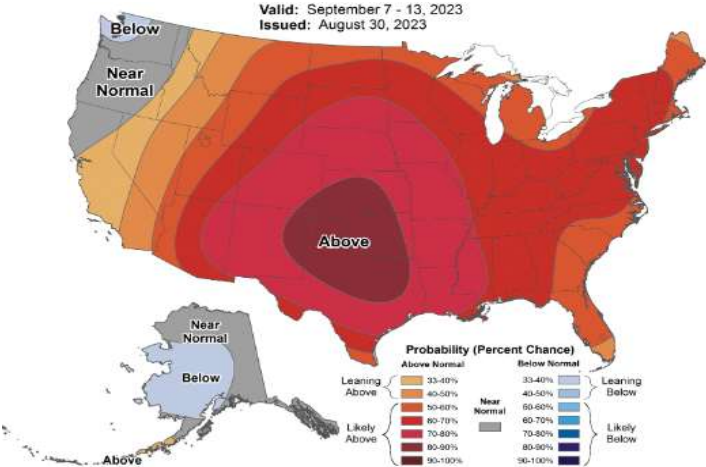
Valid: September 5 - 9, 2023
Issued: August 30, 2023



WEATHER - 8 - 14 DAY OUTLOOK - NOAA

Temperature

Valid: September 7 - 13, 2023
Issued: August 30, 2023



Precipitation

Valid: September 7 - 13, 2023
Issued: August 30, 2023

