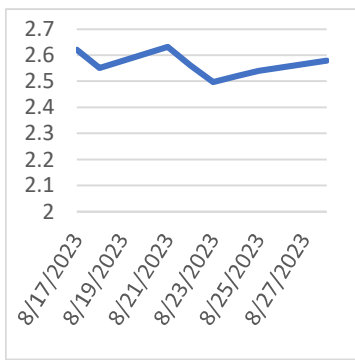


Tuesday, August 29, 2023

### Last Week's Prompt NYMEX



### NYMEX NG Futures

Month	Close	Change
Sep-23	2.579	0.039
Oct-23	2.665	0.008
Nov-23	3.106	(0.029)
Dec-23	3.576	(0.049)
Jan-24	3.824	(0.052)
Feb-24	3.749	(0.053)
Mar-24	3.437	(0.048)
Apr-24	3.123	(0.031)
May-24	3.112	(0.029)
Jun-24	3.213	(0.026)
Jul-24	3.324	(0.021)
Aug-24	3.362	(0.021)
Sep-24	3.341	(0.022)
Oct-24	3.428	(0.019)
Nov-24	3.808	(0.023)
Dec-24	4.254	(0.022)
Jan-25	4.529	(0.024)
Feb-25	4.408	(0.026)
Mar-25	4.016	(0.026)
Apr-25	3.554	(0.017)
May-25	3.529	(0.017)
Jun-25	3.644	(0.016)
Jul-25	3.761	(0.011)
Aug-25	3.806	(0.012)
1 YR STRIP	3.2558	(0.026)
2024	3.4979	(0.031)

### IN THE NEWS

#### Natural Gas Prices Forecast: Gulf Weather, Australian Strikes

Natural gas futures spiked significantly as speculators considered potential impacts of a hurricane in the Gulf of Mexico on key production plants. Despite the storm's eastward trajectory, it is the western Gulf that houses these crucial facilities. While the U.S. National Hurricane Center warns of potential intensification of Tropical Storm Idalia towards Florida, power outages in the state could have bearish consequences for natural gas prices, given Florida's reliance on gas for electricity. Further influencing global natural gas dynamics, Chevron's workers in Australia are on the brink of authorizing unions to call strikes at major liquefied natural gas (LNG) facilities. This follows recent votes at Chevron's Gorgon and Wheatstone facilities, which, combined with Woodside Energy Group's projects, account for a... For more info go to <https://shorturl.at/fpyKQ>

#### Chevron's Australia LNG ops could face daily 10-hr stoppages

SYDNEY/SINGAPORE, Aug 29 (Reuters) - Chevron's (CVX.N) two major liquefied natural gas (LNG) production facilities in Australia could face daily work stoppages of up to 10 hours next week after unions on Tuesday threatened labour action in a dispute over pay and conditions. Chevron's Gorgon and Wheatstone projects account for more than 5% of global LNG capacity, and news of the possible strikes sent European natural gas prices surging. Workers at Gorgon and Wheatstone downstream facilities plan to stop work for seven hours in two blocks on Sept. 7, escalating to 10 hours on Sept. 8 and 11 hours on Sept. 9, according to a document on the planned actions reviewed by Reuters. A smaller stoppage of three hours is planned at the Wheatstone production platform from Sept. 7, said the document, wh... For more info go to <https://shorturl.at/swIU5>

#### Natural Gas Price Forecast – Natural Gas Markets Continue to Hang

Natural gas markets have opened up on the upside during the Tuesday session, showing signs of bullish pressure yet again. That being said, the market is hanging around the 50-Day EMA, which of course is a significant technical indicator that people have on their charts. All things being equal, this is a situation where we have tried to build a larger "basing pattern", as we are getting close to the end of summer in the northern hemisphere. Typically, this is the time a year where natural gas starts to climb, due to the fact that the demand will start to pick up. Furthermore, we also have to worry about the European Union, and whether or not they are going to have enough natural gas this winter. I suspect that we are going to see quite a few problems with supply in the European Union, as th... For more info go to <https://shorturl.at/muxN6>

### Prompt Natural Gas (NG) Daily Sentiment

BEARISH



RESISTANCE  
2.778 & 2.892  
SUPPORT  
2.602 & 2.54

### NATURAL GAS

Futures	Close
NG	\$2.579
Volume	29,143
Open Int.	41,667

### Contact Us



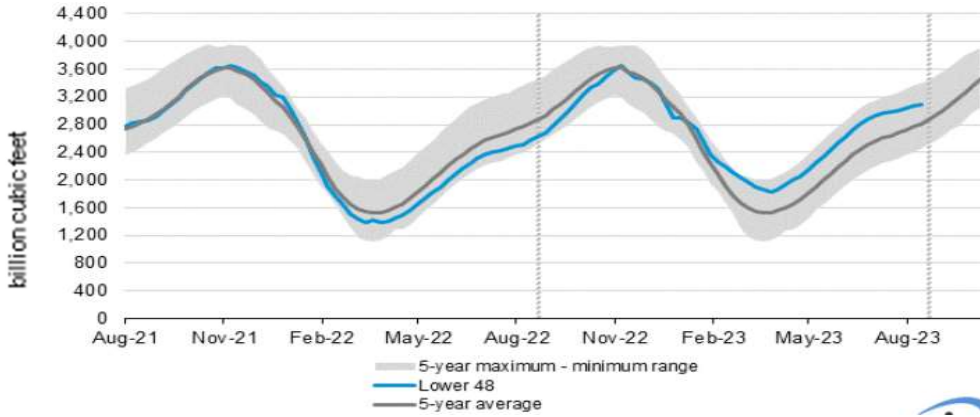
Mansfield Energy Corp  
1025 Airport Pkwy  
Gainesville, GA 30501  
[www.mansfield.energy](http://www.mansfield.energy)

[info@mansfieldoil.com](mailto:info@mansfieldoil.com)  
Phone: (800) 695 - 6626

# NATURAL GAS NEWS



## WEEKLY GAS IN UNDERGROUND STORAGE WITH 5-YR RANGE



for week ending August 18, 2023 | Released: August 24, 2023 | Next Release: August 31, 2023

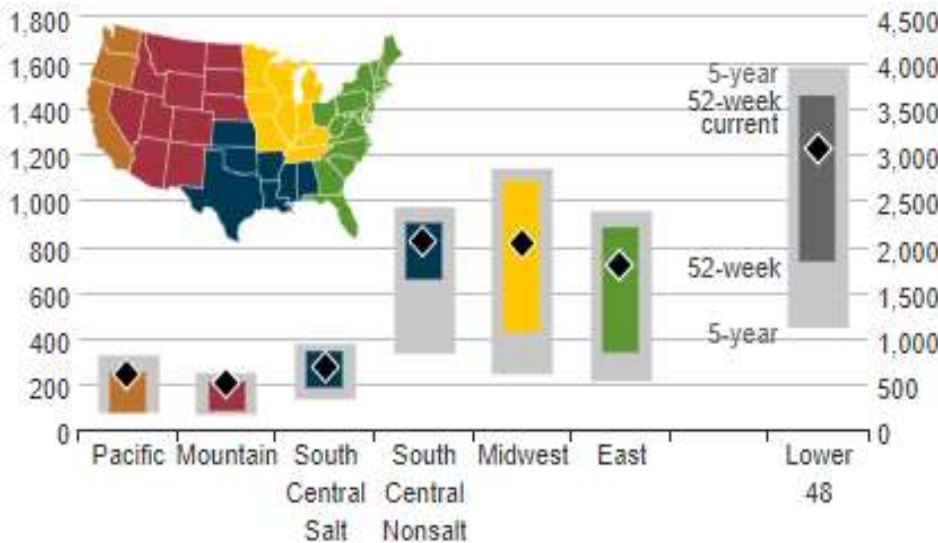
### EIA Weekly Storage Actual and Surveys for

August 18, 2023

Released August 24, 2023

Range	25 to 35
S&P Global	29
FX Street	34
Investing.com	33

## UNDERGROUND WORKING NAT GAS STORAGE AS OF 08/18/2023



### Total Working Gas In Storage

**3083 BCF**

18 BCF (LAST WEEK)  
513 BCF (LAST YEAR)  
268 BCF (5-YEAR AVG)

### U.S. Natural Gas Supply

#### Gas Week -

Average Daily Values (BCF/D):

Last Year (BCF/d)

Dry Production - 98.3  
Total Supply - 103.3

Last Week (BCF/d)

Dry Production - 102.0  
Total Supply - 108.0

[Next Report: August 31]

## REGIONAL AVG TEMPERATURES AND DEPARTURE FROM NORMAL

	Aug 04	Aug 05	Aug 06	Aug 07	Aug 08	Aug 09	Aug 10	Aug 11	Aug 12	Aug 13	Aug 14	Aug 15	Aug 16	Aug 17
East	73	75	75	76	75	75	74	75	76	77	77	76	75	75
Midwest	75	73	71	72	71	70	72	73	74	71	70	68	69	70
South Central	87	87	86	85	84	85	86	87	87	87	85	83	81	84
Mountain	75	75	74	73	73	73	74	74	74	72	72	75	80	80
Pacific	70	71	73	74	72	70	69	69	71	74	76	78	80	77
Lower 48	75	76	76	76	75	75	74	76	76	77	76	76	76	76

°F below normal: <= -20, -19 to -15, -14 to -10, -9 to -5, -4 to -1  
normal: 0  
°F above normal: 1 to 4, 5 to 9, 10 to 14, 15 to 19, >= 20

### U.S. Natural Gas Demand Gas Week -

Average Daily Values (BCF/D):

Last Year (BCF/d)

Power - 41.3  
Total Demand - 94.0

Last Week (BCF/d)

Power - 44.9  
Total Demand - 100.0

[Next Report: August 31]

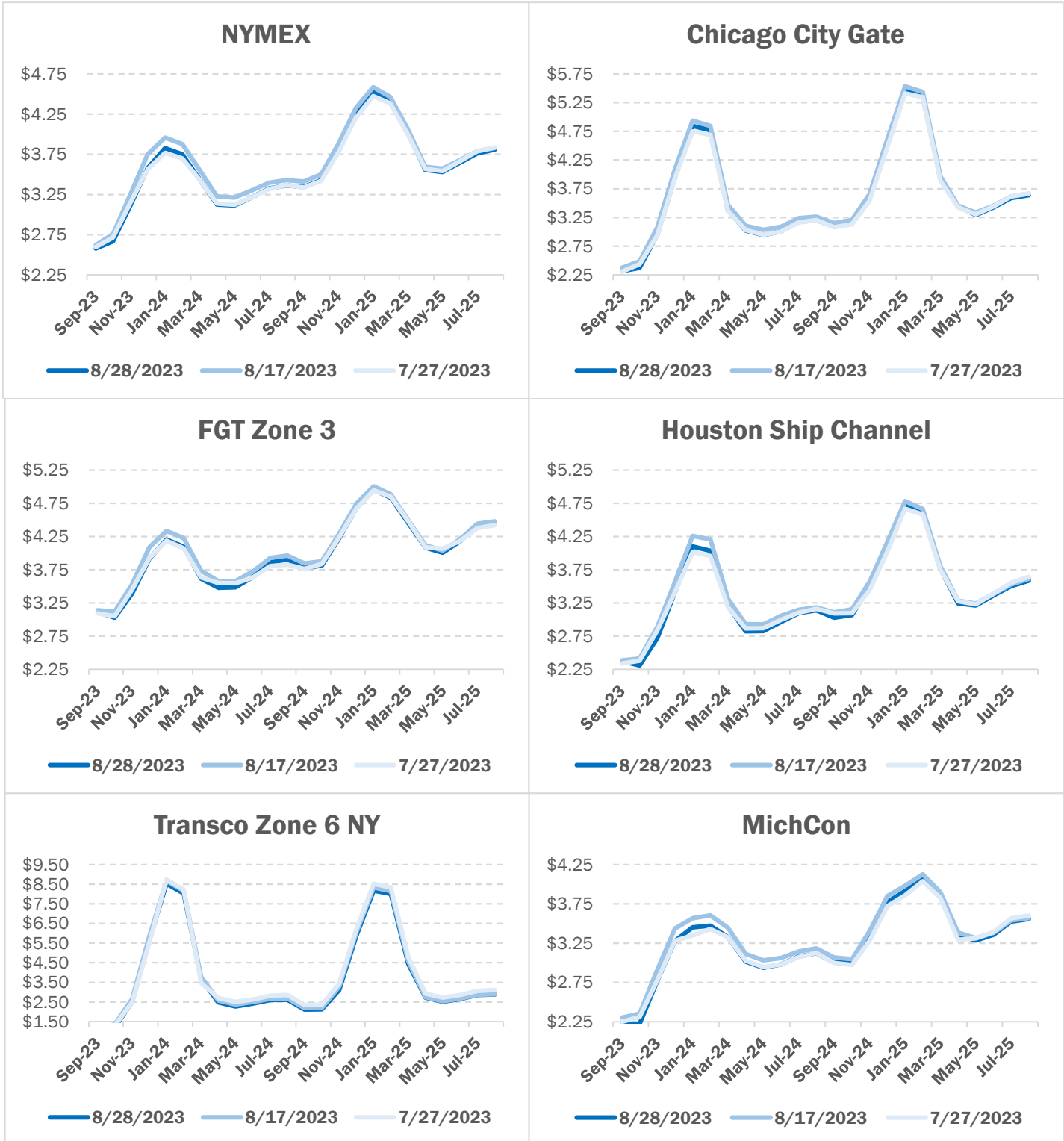
MANSFIELD EIA PREDICTION

**28**

# NATURAL GAS NEWS



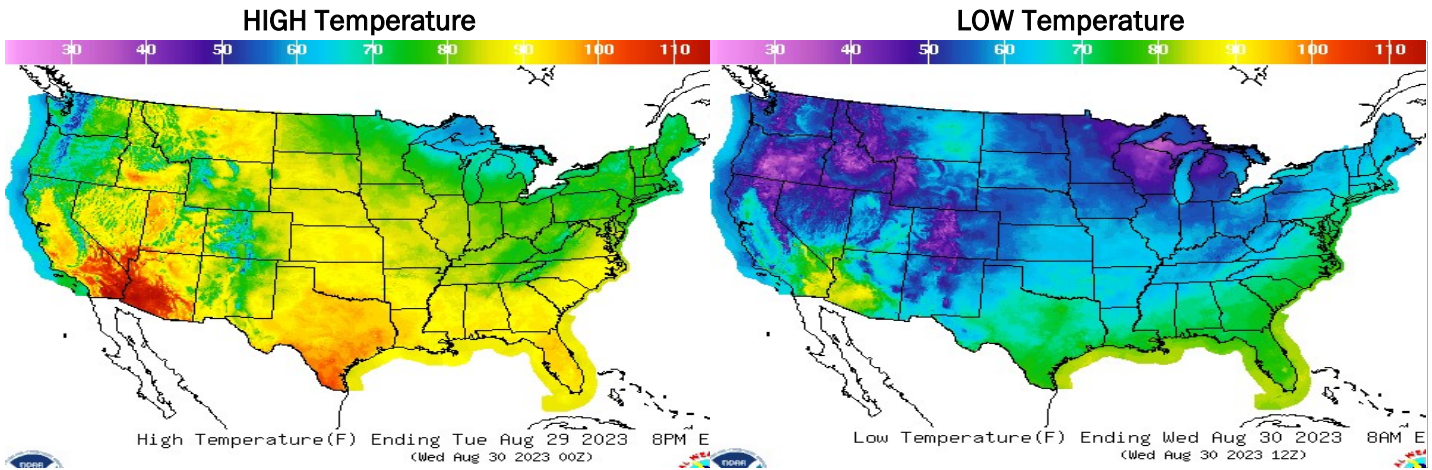
## NATURAL GAS BASIS FUTURES



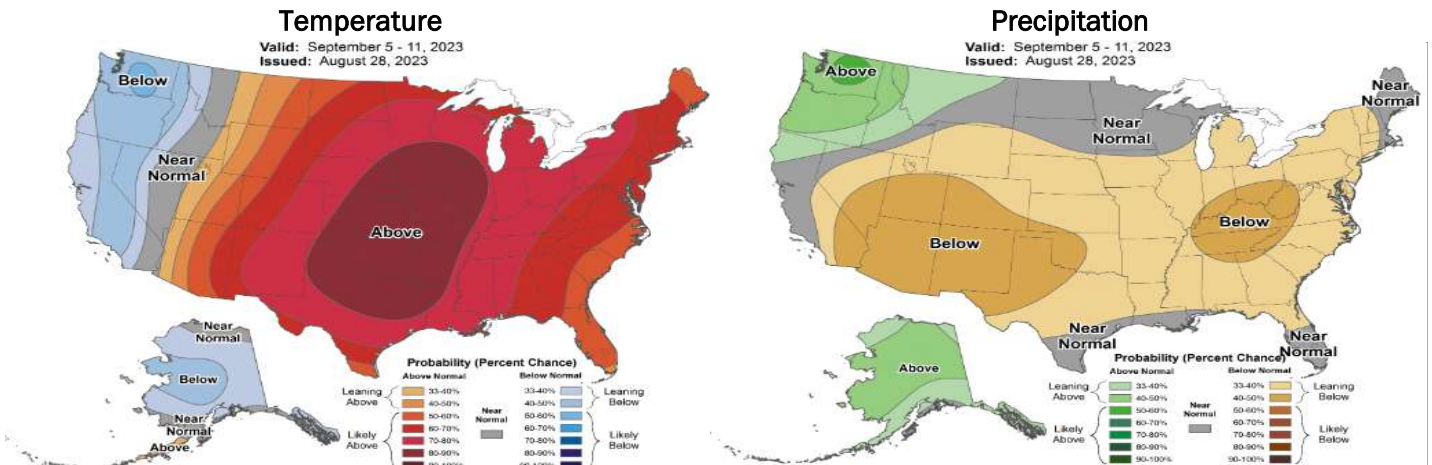
# NATURAL GAS NEWS



## WEATHER - HIGH / LOW TEMPERATURE - TOMORROW



## WEATHER - 6 - 10 DAY OUTLOOK - NOAA



## WEATHER - 8 - 14 DAY OUTLOOK - NOAA

