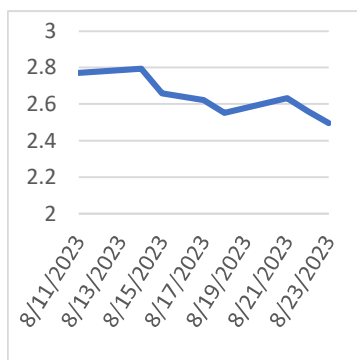


Thursday, August 24, 2023

Last Week's Prompt NYMEX



NYMEX NG Futures

Month	Close	Change
Sep-23	2.497	(0.063)
Oct-23	2.592	(0.060)
Nov-23	3.044	(0.062)
Dec-23	3.542	(0.075)
Jan-24	3.79	(0.069)
Feb-24	3.721	(0.063)
Mar-24	3.426	(0.052)
Apr-24	3.11	(0.038)
May-24	3.101	(0.038)
Jun-24	3.204	(0.035)
Jul-24	3.311	(0.030)
Aug-24	3.353	(0.027)
Sep-24	3.335	(0.027)
Oct-24	3.416	(0.028)
Nov-24	3.809	(0.032)
Dec-24	4.262	(0.034)
Jan-25	4.532	(0.032)
Feb-25	4.415	(0.028)
Mar-25	4.025	(0.020)
Apr-25	3.567	(0.003)
May-25	3.54	(0.004)
Jun-25	3.652	(0.005)
Jul-25	3.763	(0.007)
Aug-25	3.808	(0.007)
1 YR STRIP 2024	3.2243	(0.051)
	3.4865	(0.039)

IN THE NEWS

Natural Gas: Stubborn Heat Vs. Power-Killing Storms;

Summer heat isn't giving up, not even in late August. That could keep air-conditioning demand, power burns up next four to six weeks. Hurricane season is also here, with potential for more storms in the Gulf of Mexico. Storms can strike power grids, gas pipelines, causing widespread power outages. Mother Nature is playing a double game with the natural gas market. The question is, which one will win? On one end, the summer heat isn't giving up, not even in late August amid the approach of the Sept 4 Labor Day holiday that unofficially ushers in the fall season. That could keep air-conditioning demand and – most importantly – power burns up over the next four to six weeks. On the other side, the Atlantic hurricane season is already here, with the potential for more storms to emerge in the warm waters of the Gulf of Mex... For more info go to <https://shorturl.at/IBGMY>

Woodside, unions reach deal at Australian LNG facility

SYDNEY/SINGAPORE, Aug 24 (Reuters) - Woodside Energy (WDS.AX) on Thursday reached an in-principle agreement with unions at Australia's largest liquefied natural gas (LNG) project, potentially averting a disruption to supplies from one of the world's biggest exporters of the super-chilled fuel. The agreement caused a sharp fall in Dutch and British wholesale gas prices on Thursday, with the benchmark Dutch September contract shedding 11.5%, after hitting a two week-low earlier. The project in Western Australia, along with the Gorgon and Wheatstone LNG facilities of Chevron Corp (CVX.N), account for about one-tenth of global supplies. Both Woodside and the union alliance representing workers at the offshore platforms of its North West Shelf facility announced the initial deal in separate sta... For more info go to <https://shorturl.at/qvN4>

Natural Gas Prices Forecast: Weather and Storage Reports

U.S. natural gas prices have dwindled for three consecutive sessions, reaching their most modest since mid-June, with weather patterns driving the market sentiment. While the ongoing heatwave across the nation has been factored into the prices for some time, predictions hint at milder temperatures in the upcoming week. Current scorching temperatures sweeping the nation are set to continue with highs ranging between mid-90s to 100s, signaling strong national demand. However, from August 27-31, the U.S. will experience slightly above-average temperatures, with hotter conditions making a comeback in early September. The imminent break in the ongoing heat, particularly in the Great Lakes, Ohio Valley, and Northeast regions, might dampen the high demand seen so far. Anticipation is building for... For more info go to <https://shorturl.at/xBHX6>

Prompt Natural Gas (NG) Daily Sentiment

BEARISH



RESISTANCE
2.653 & 2.715
SUPPORT
2.55 & 2.509

NATURAL GAS

Futures	Close
NG	\$2.497
Volume	29,143
Open Int.	41,667

Contact Us



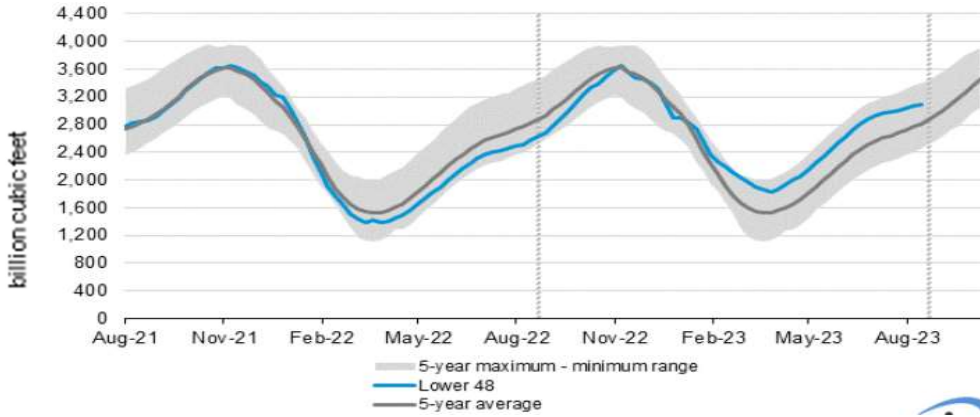
Mansfield Energy Corp
1025 Airport Pkwy
Gainesville, GA 30501
www.mansfield.energy

info@mansfieldoil.com
Phone: (800) 695 - 6626

NATURAL GAS NEWS



WEEKLY GAS IN UNDERGROUND STORAGE WITH 5-YR RANGE



for week ending August 18, 2023 | Released: August 24, 2023 | Next Release: August 31, 2023

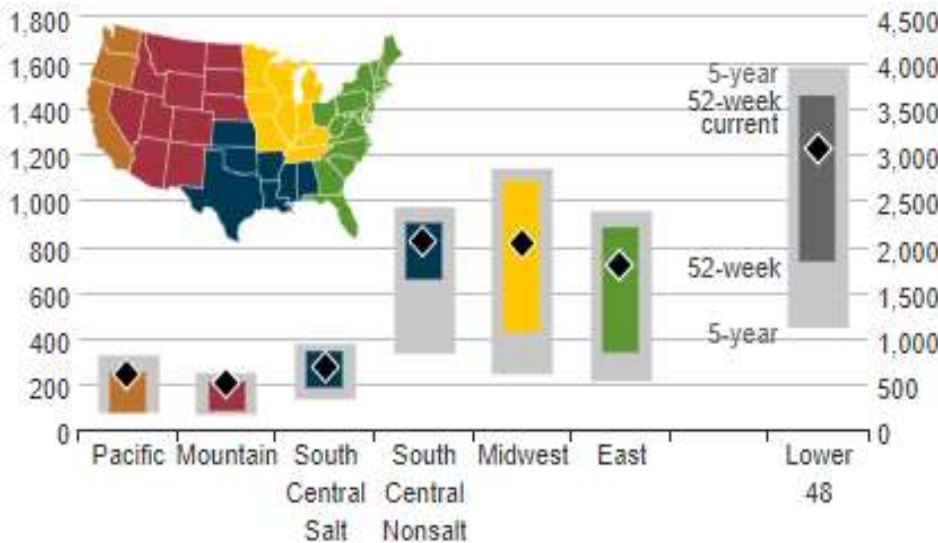
EIA Weekly Storage Actual and Surveys for

August 18, 2023

Released August 24, 2023

Range	25 to 35
S&P Global	29
FX Street	34
Investing.com	33

UNDERGROUND WORKING NAT GAS STORAGE AS OF 08/18/2023



Total Working Gas In Storage

3083 BCF

- 18 BCF (LAST WEEK)
- 513 BCF (LAST YEAR)
- 268 BCF (5-YEAR AVG)

U.S. Natural Gas Supply

Gas Week -

Average Daily Values (BCF/D):

Last Year (BCF/d)

Dry Production -	99.1
Total Supply -	103.6
<u>Last Week (BCF/d)</u>	
Dry Production -	102.2
Total Supply -	108.1

[Next Report: August 24]

REGIONAL AVG TEMPERATURES AND DEPARTURE FROM NORMAL

	Aug 04	Aug 05	Aug 06	Aug 07	Aug 08	Aug 09	Aug 10	Aug 11	Aug 12	Aug 13	Aug 14	Aug 15	Aug 16	Aug 17
East	73	75	75	76	75	75	74	75	76	77	77	76	75	75
Midwest	75	73	71	72	71	70	72	73	74	71	70	68	69	70
South Central	87	87	86	85	84	85	86	87	87	87	85	83	81	84
Mountain	75	75	74	73	73	73	74	74	74	72	72	75	80	80
Pacific	70	71	73	74	72	70	69	69	71	74	76	78	80	77
Lower 48	75	76	76	76	75	75	74	76	76	77	76	76	76	76

°F below normal: <= -20, -19 to -15, -14 to -10, -9 to -5, -4 to -1
 normal: 0
 °F above normal: 1 to 4, 5 to 9, 10 to 14, 15 to 19, >= 20

U.S. Natural Gas Demand Gas Week -

Average Daily Values (BCF/D):

Last Year (BCF/d)

Power -	43.5
Total Demand -	96.5
<u>Last Week (BCF/d)</u>	
Power -	21.3
Total Demand -	99.7

[Next Report: August 24]

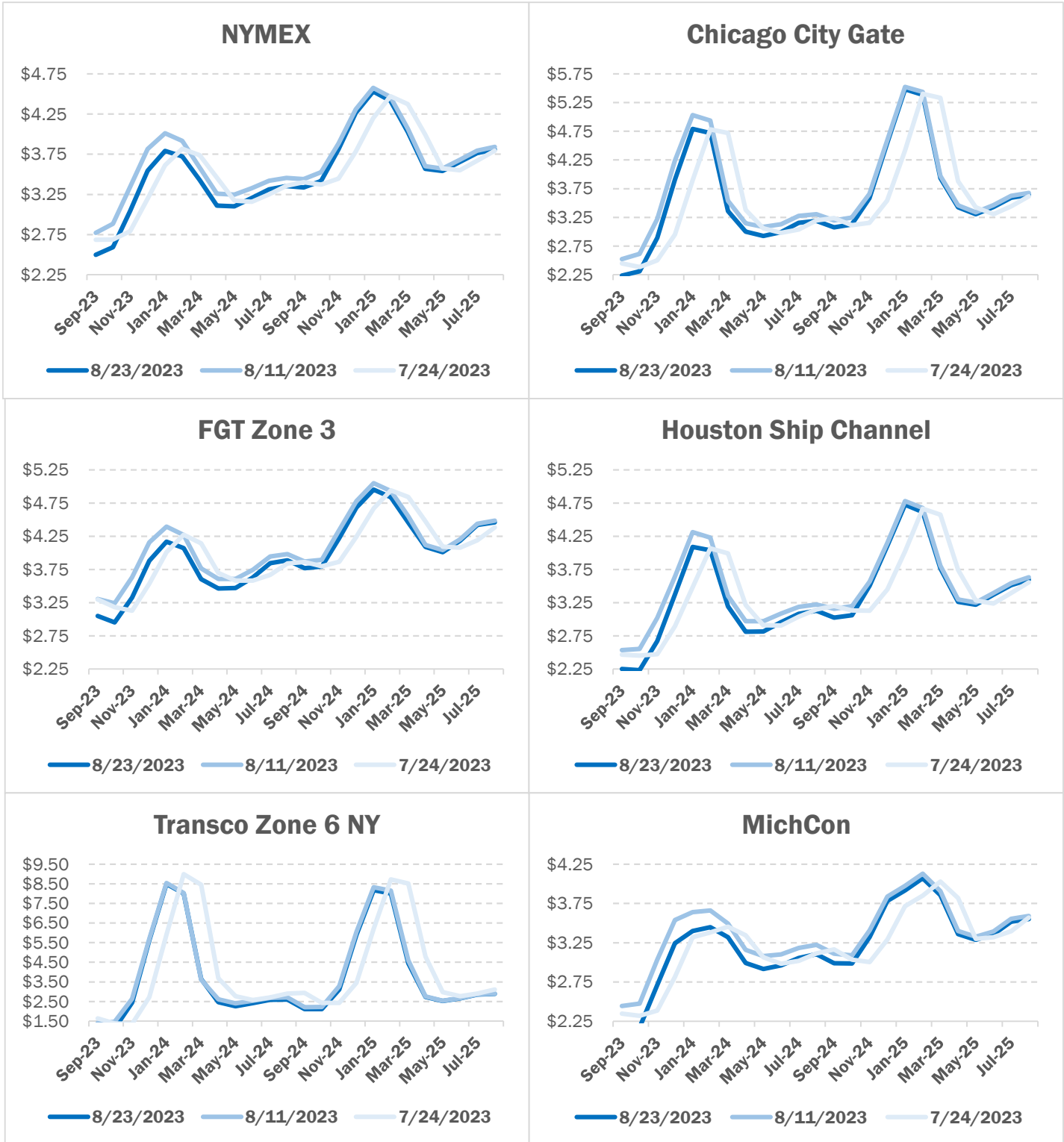
MANSFIELD EIA PREDICTION

28

NATURAL GAS NEWS



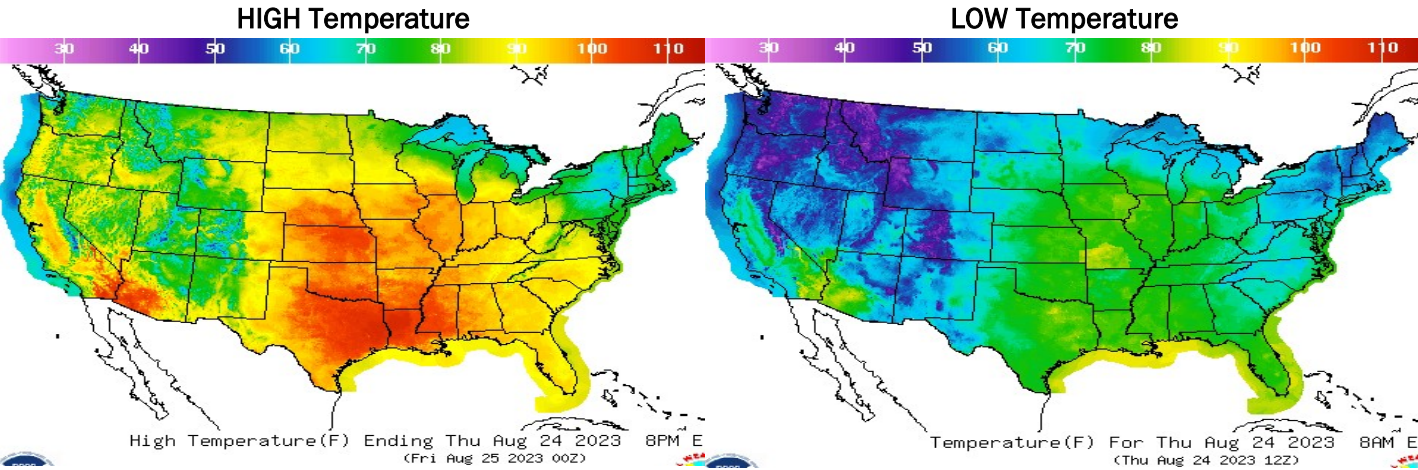
NATURAL GAS BASIS FUTURES



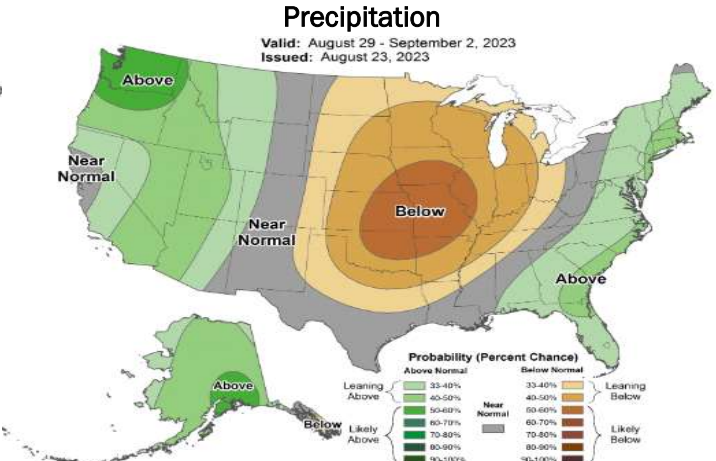
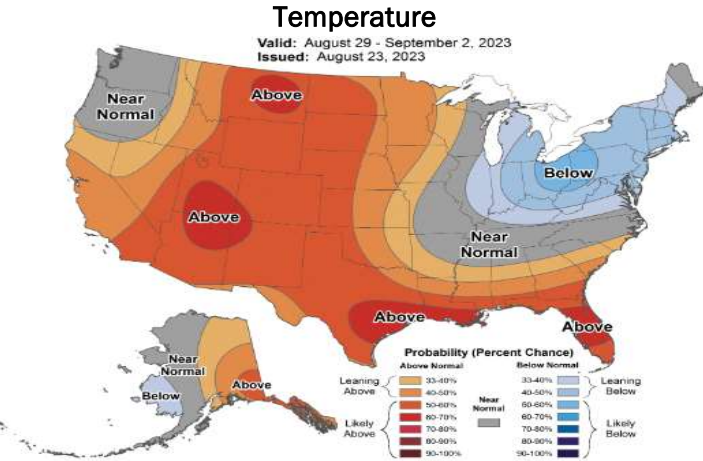
NATURAL GAS NEWS



WEATHER - HIGH / LOW TEMPERATURE - TOMORROW



WEATHER - 6 - 10 DAY OUTLOOK - NOAA



WEATHER - 8 - 14 DAY OUTLOOK - NOAA

