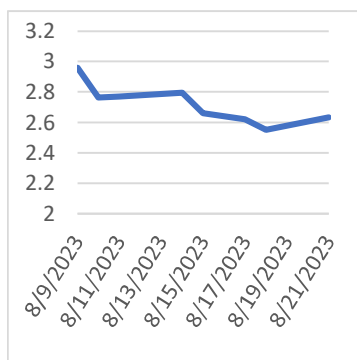


Tuesday, August 22, 2023

Last Week's Prompt NYMEX



NYMEX NG Futures

Month	Close	Change
Sep-23	2.632	0.081
Oct-23	2.743	0.052
Nov-23	3.193	0.027
Dec-23	3.703	0.025
Jan-24	3.929	0.031
Feb-24	3.849	0.034
Mar-24	3.533	0.031
Apr-24	3.201	0.019
May-24	3.189	0.017
Jun-24	3.284	0.018
Jul-24	3.384	0.021
Aug-24	3.423	0.022
Sep-24	3.405	0.022
Oct-24	3.489	0.018
Nov-24	3.878	0.015
Dec-24	4.329	0.014
Jan-25	4.593	0.014
Feb-25	4.467	0.015
Mar-25	4.063	0.016
Apr-25	3.58	0.016
May-25	3.555	0.017
Jun-25	3.668	0.019
Jul-25	3.779	0.019
Aug-25	3.824	0.020
1 YR STRIP	3.3386	0.032
2024	3.5744	0.022

IN THE NEWS

Europe's Natural Gas Prices Soar On Looming LNG Strike In Australia

Europe's benchmark natural gas prices surged on Tuesday mid-day in Amsterdam as the market is closely watching whether LNG exporters in Australia will manage to avert a workers' strike that could cripple 10% of global LNG supply. The front-month futures at the Dutch TTF hub, the benchmark for Europe's gas trading, had jumped by 8.7% to \$48.28 (44.35 euros) per megawatt (MWh) as of 12:07 p.m. GMT on Tuesday, as workers and LNG facility owners in Australia continue to discuss a possible resolution to the dispute about pay and work conditions. Woodside, which is negotiating with a workers' union alongside Chevron, said on Tuesday that it had "constructively addressed" the concerns of the employees. "I feel like we have kind of constructively addressed a number of their areas of concern," Woodside CEO Meg O'Neill told ... For more info go to <https://shorturl.at/hjkv9>

Natural Gas In Accumulation Phase: When Does Acceleration Start?

New York traded Natural gas was up 3% on Monday, having managed to break away from support again. Natural gas has formed an uptrend from the April lows but has not yet switched to an acceleration phase. Gas prices formed a low in April just above \$2 before starting an uptrend, and prices are now 34% above those lows at \$2.75. This is a smooth rise, given that US gas prices peaked at almost \$10 a year ago, nearly four times higher. This price action looks like a textbook accumulation phase after a capitulation. However, optimists should be aware that such inattention to the rise in gas prices can last long. The uptrend channel originated from the April lows and, since July, has repeatedly acted as a support from which gas buying has intensified. There were attempts to break this trend on Fr... For more info go to <https://shorturl.at/xGUW9>

Natural Gas Prices Forecast: Futures Waver Amid Weather Variability, F

US natural gas futures are experiencing a setback on Tuesday, despite a strong upturn the previous day. Factors include varying weather projections, demand concerns, potential strikes in Australia, and fluctuations in US LNG consumption. The hot weather forecasted until early September, especially in Texas, fueled a 3% rise in U.S. natural gas futures on Monday. This heatwave sustains high air conditioning demand. Still, Refinitiv reports that even with temperatures remaining high, U.S. gas demand might drop in the coming weeks due to the seasonal shift. Meanwhile, NatGasWeather points out impressive heatwaves hitting the US interior, forecasting a cooler pattern for the last week of August. US gas output showed a slight dip in August from 101.8 billion cubic feet per day (bcfd) in July to... For more info go to <https://shorturl.at/iqwlV>

Prompt Natural Gas (NG) Daily Sentiment

BULLISH



RESISTANCE
2.798 & 2.854
SUPPORT
2.686 & 2.632

NATURAL GAS

Futures	Close
NG	\$2.632
Volume	19,150
Open Int.	209,560

Contact Us



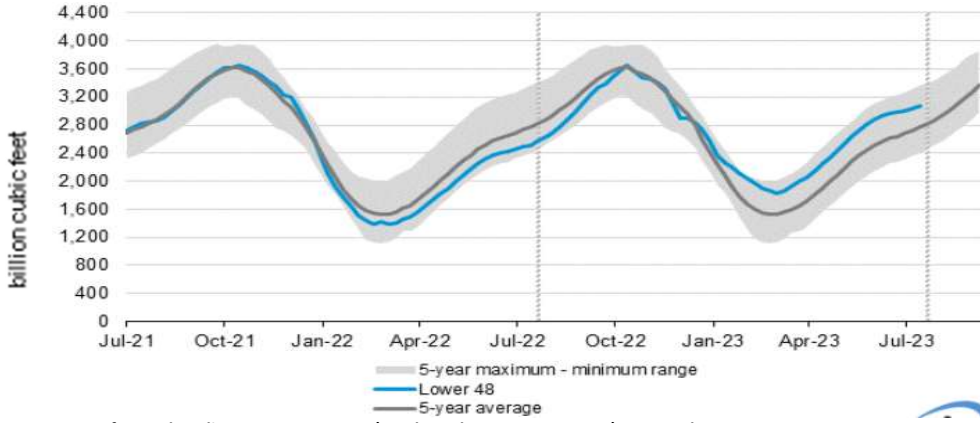
Mansfield Energy Corp
1025 Airport Pkwy
Gainesville, GA 30501
www.mansfield.energy

info@mansfieldoil.com
Phone: (800) 695 - 6626

NATURAL GAS NEWS



WEEKLY GAS IN UNDERGROUND STORAGE WITH 5-YR RANGE



for week ending August 11, 2023 | Released: August 18, 2023 | Next Release: August 24, 2023

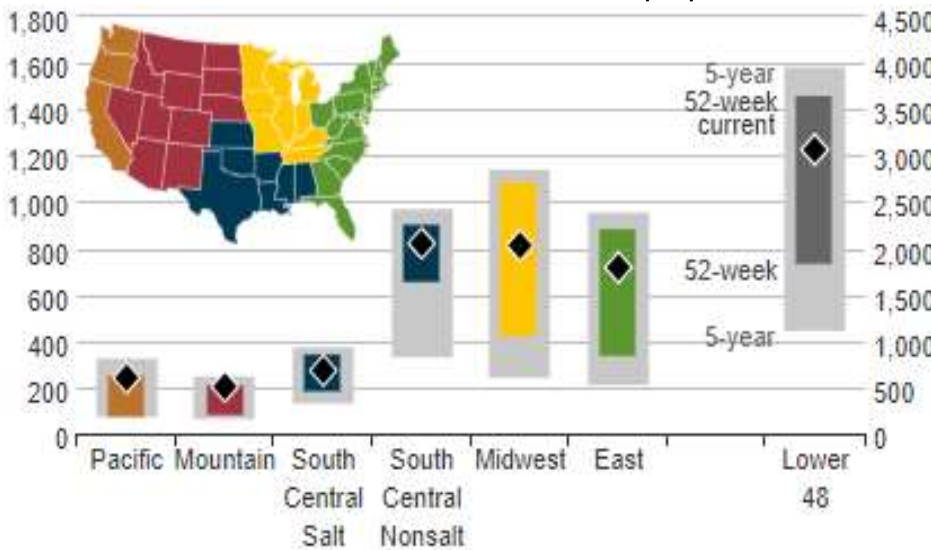
EIA Weekly Storage Actual and Surveys for

August 11, 2023

Released August 18, 2023

Range	24 to 40
S&P Global	35
FX Street	34
Investing.com	34

UNDERGROUND WORKING NAT GAS STORAGE AS OF 08/11/2023



Total Working Gas In Storage

3065 BCF

- 35 BCF (LAST WEEK)
- 549 BCF (LAST YEAR)
- 299 BCF (5-YEAR AVG)

U.S. Natural Gas Supply

Gas Week -

Average Daily Values (BCF/D):

Last Year (BCF/d)

Dry Production -	99.1
Total Supply -	103.6

Last Week (BCF/d)

Dry Production -	102.2
Total Supply -	108.1

[Next Report: August 24]

REGIONAL AVG TEMPERATURES AND DEPARTURE FROM NORMAL

	Aug 04	Aug 05	Aug 06	Aug 07	Aug 08	Aug 09	Aug 10	Aug 11	Aug 12	Aug 13	Aug 14	Aug 15	Aug 16	Aug 17
East	73	75	75	76	75	75	74	75	76	77	77	76	75	75
Midwest	75	73	71	72	71	70	72	73	74	71	70	68	69	70
South Central	87	87	86	85	84	85	86	87	87	87	85	83	81	84
Mountain	75	75	74	73	73	73	74	74	74	72	72	75	80	80
Pacific	70	71	73	74	72	70	69	69	71	74	76	78	80	77
Lower 48	75	76	76	76	75	75	74	76	76	77	76	76	76	76

°F below normal: <= -20, -19 to -15, -14 to -10, -9 to -5, -4 to -1
 normal: 0
 °F above normal: 1 to 4, 5 to 9, 10 to 14, 15 to 19, >= 20

U.S. Natural Gas Demand Gas Week -

Average Daily Values (BCF/D):

Last Year (BCF/d)

Power -	43.5
Total Demand -	96.5

Last Week (BCF/d)

Power -	21.3
Total Demand -	99.7

[Next Report: August 24]

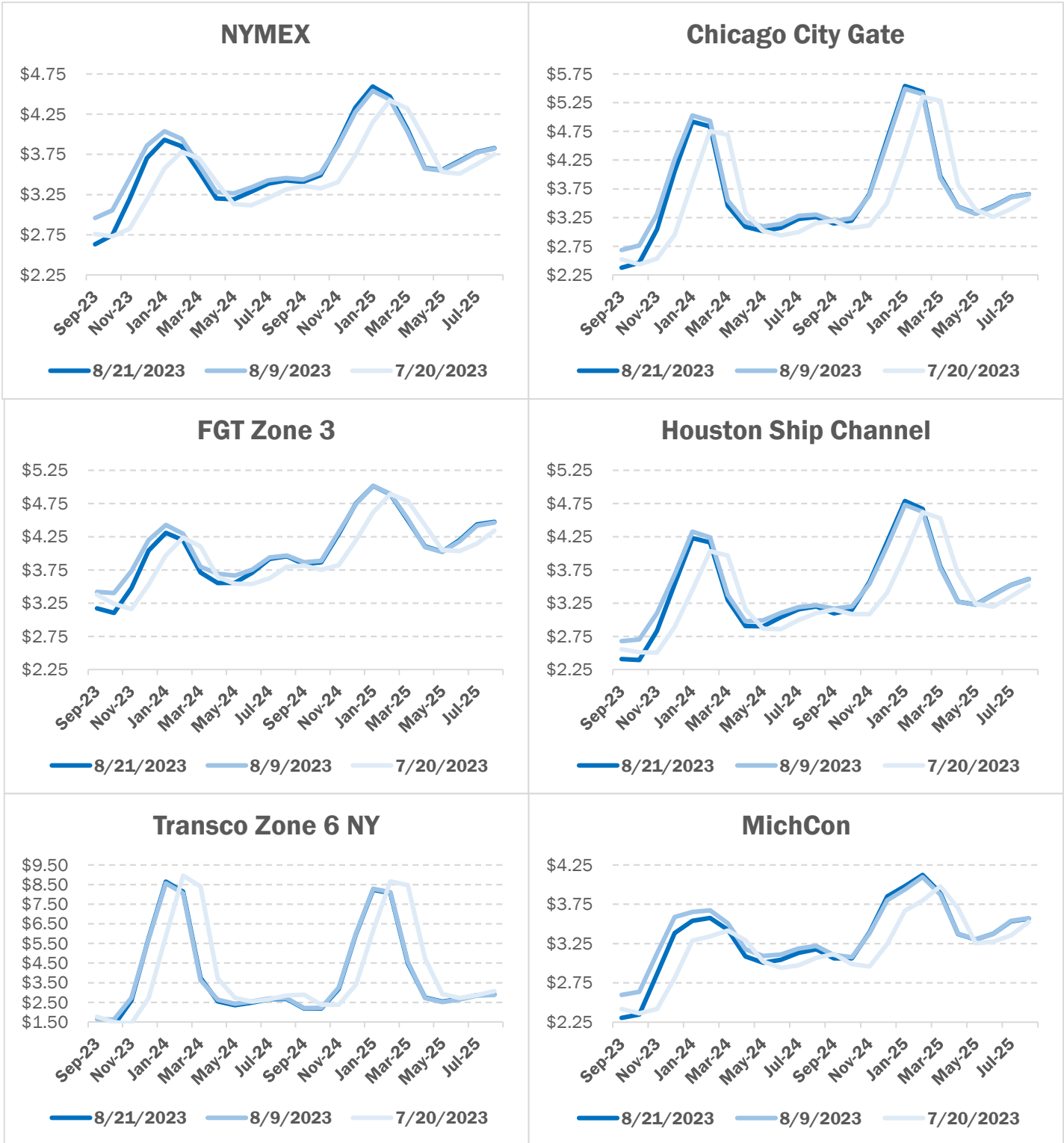
MANSFIELD EIA PREDICTION

35

NATURAL GAS NEWS



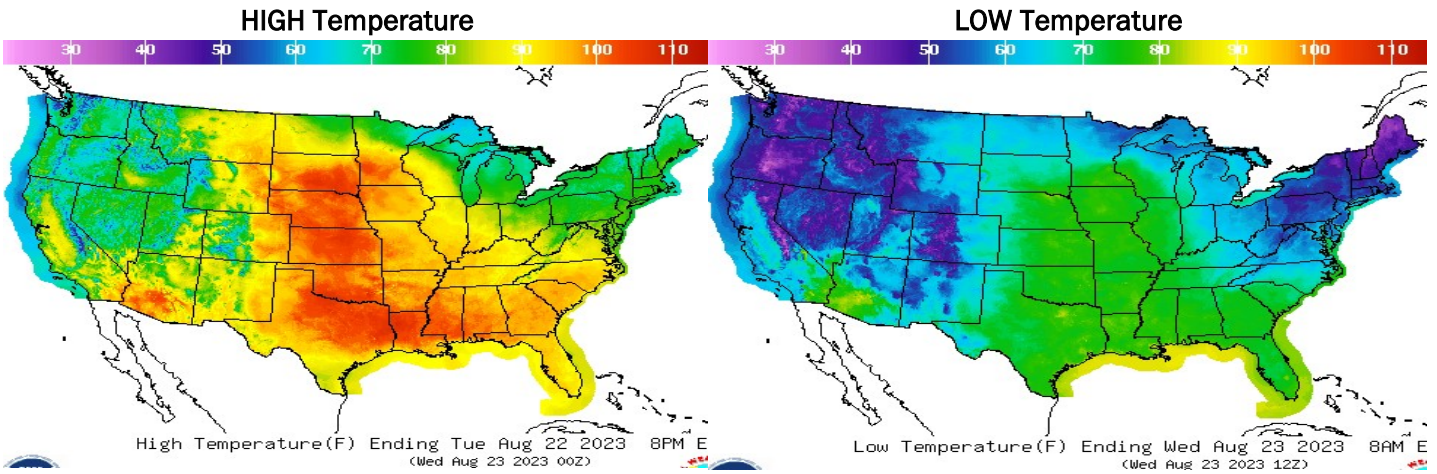
NATURAL GAS BASIS FUTURES



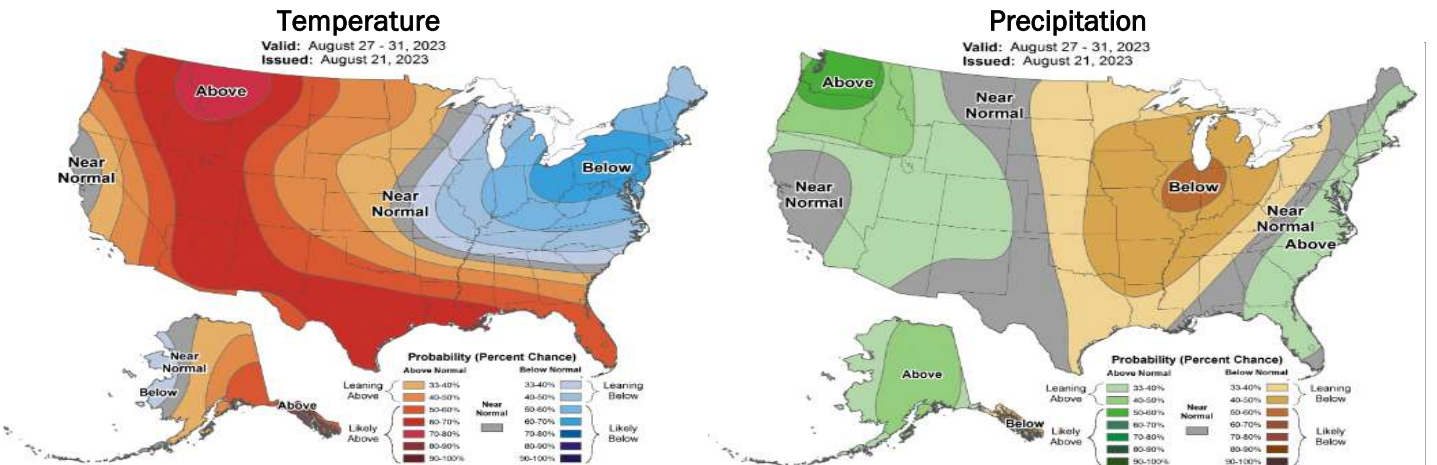
NATURAL GAS NEWS



WEATHER - HIGH / LOW TEMPERATURE - TOMORROW



WEATHER - 6 - 10 DAY OUTLOOK - NOAA



WEATHER - 8 - 14 DAY OUTLOOK - NOAA

