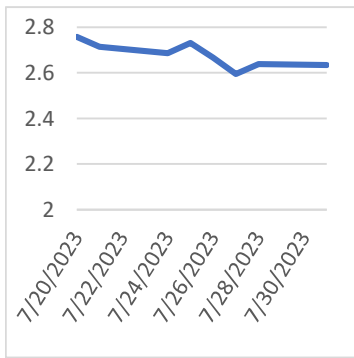


Tuesday, August 1, 2023

Last Week's Prompt NYMEX



NYMEX NG Futures

Month	Close	Change
Sep-23	2.634	(0.004)
Oct-23	2.741	(0.012)
Nov-23	3.143	(0.033)
Dec-23	3.563	(0.026)
Jan-24	3.783	(0.005)
Feb-24	3.711	(0.006)
Mar-24	3.441	(0.005)
Apr-24	3.152	(0.006)
May-24	3.137	(0.003)
Jun-24	3.229	(0.003)
Jul-24	3.333	(0.004)
Aug-24	3.379	(0.004)
Sep-24	3.355	(0.001)
Oct-24	3.441	(0.001)
Nov-24	3.797	(0.004)
Dec-24	4.22	(0.007)
Jan-25	4.495	(0.003)
Feb-25	4.397	(0.003)
Mar-25	3.999	(0.007)
Apr-25	3.561	(0.001)
May-25	3.537	0.001
Jun-25	3.655	0.000
Jul-25	3.78	0.000
Aug-25	3.826	0.000
1 YR STRIP	3.2705	(0.009)
2024	3.5575	(0.004)

IN THE NEWS

Why One Country Is Struggling to Break Away From Russian Gas

Austria, unlike most European Union countries, is still buying nearly as much natural gas from Russia as it was before the war in Ukraine. In the 17 months since Moscow ordered soldiers into Ukrainian territory, countries across Europe have moved with surprising speed to reduce their longstanding dependence on cheap Russian gas. Germany, which got 55 percent of its supply from Russia before the war, now imports zero. Poland, Bulgaria and the Czech Republic have halted or are close to halting flows. And Italy has been steadily trimming imports, and pledges to be free of Russian natural gas by the end of this year. By contrast, Austria, which received nearly 80 percent of its gas from Russia before the invasion, still got more than half its total from Russia in May. And in March, when demand was higher, the figure r... For more info go to <https://shorturl.at/BHKT7>

Natural Gas Forecast: Cooler Trend Sparks Bearish Market Turn

On Tuesday's opening, natural gas futures took a sharp downward turn, indicating a bearish shift in weather forecasts. The recent price action suggests that an announcement of cooler temperatures must have occurred. According to NatGasWeather, overnight data indicated a trend of 3-5 CDDs cooler, particularly in the northern US, supported by stronger weather systems. Although the southern half of the US remains rather hot, national demand is projected to stay near seasonal levels through Saturday and then again on August 9-10. While the August 11-16 period is still expected to be quite hot, it is not as scorching as previously anticipated. The recent data has shown a slight cooling trend compared to the hotter weekend trends. NatGasWeather's short-term outlook for August 1-7 predicts high p... For more info go to <https://shorturl.at/dIOR7>

Natural Gas Price Forecast – Natural Gas Continues to Spin It's Wheels

However, there is a glimmer of hope as the market managed to hold above the critical 50-Day Exponential Moving Average, potentially indicating the formation of a bottoming pattern. This pattern suggests possible sideways movements in the short term, creating strategic trading opportunities. One of the primary factors influencing the natural gas market's current subdued state is the reduced summer demand in the northern hemisphere. As industrial activity slows down and electricity consumption decreases during the summer season, the demand for natural gas experiences a dip. Consequently, the market often exhibits relatively calm price movements, leading to sideways trading. Traders should remain vigilant during this period, as market sentiment can quickly shift as the winter season approaches... For more info go to <https://shorturl.at/oCLM1>

Prompt Natural Gas (NG) Daily Sentiment

BULLISH



RESISTANCE

2.683 & 2.732

SUPPORT

2.595 & 2.556

NATURAL GAS

Futures	Close
NG	\$2.634
Volume	13,267
Open Int.	20,896

Contact Us



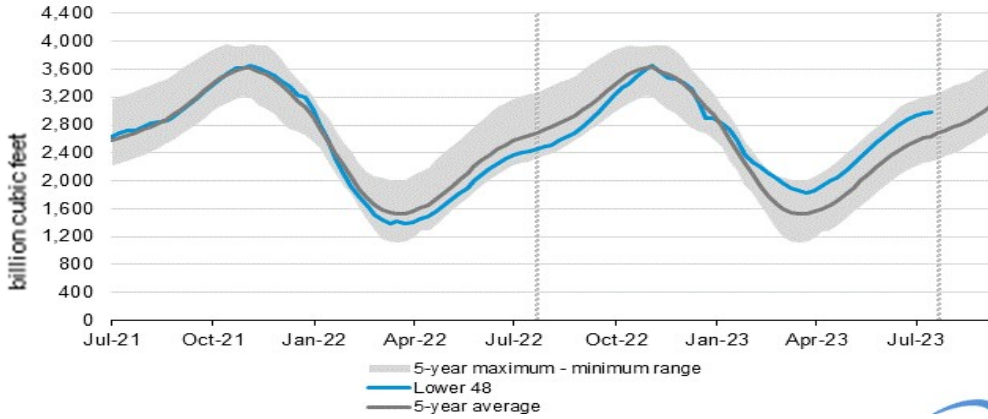
Mansfield Energy Corp
1025 Airport Pkwy
Gainesville, GA 30501
www.mansfield.energy

info@mansfieldoil.com
Phone: (800) 695 - 6626

NATURAL GAS NEWS



WEEKLY GAS IN UNDERGROUND STORAGE WITH 5-YR RANGE



for week ending July 21, 2023 | Released: July 27, 2203 | Next Release: August 03, 2023

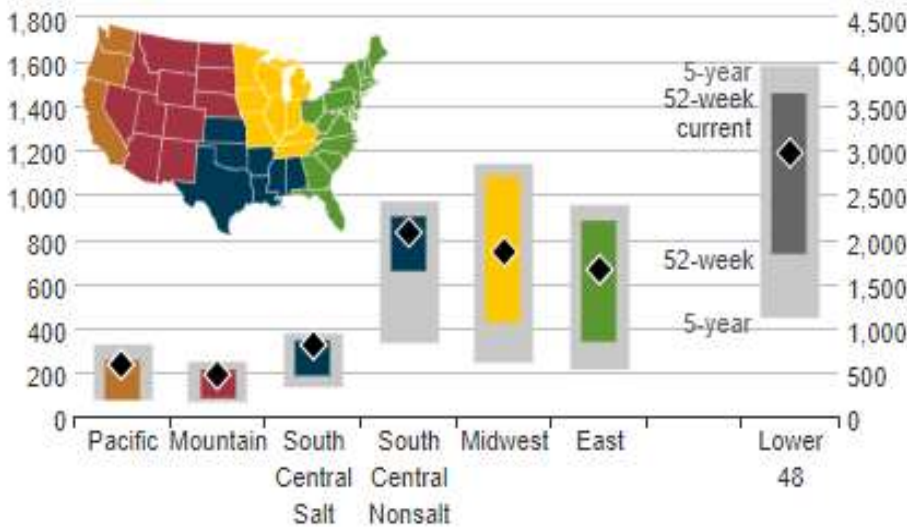
EIA Weekly Storage Actual and Surveys for

July 21, 2023

Released July 27, 2203

Range	21 to 31
S&P Global	21
Investing.com	41

UNDERGROUND WORKING NAT GAS STORAGE AS OF 07/14/2023



Total Working Gas In Storage

2987 BCF

- 16 BCF (LAST WEEK)
- 573 BCF (LAST YEAR)
- 345 BCF (5-YEAR AVG)

U.S. Natural Gas Supply

Gas Week -

Average Daily Values (BCF/D):

Last Year (BCF/d)

Dry Production -	98.5
Total Supply -	104.9

Last Week (BCF/d)

Dry Production -	101.0
Total Supply -	107.1

[Next Report: August 03]

U.S. Natural Gas Demand Gas Week -

Average Daily Values (BCF/D):

Last Year (BCF/d)

Power -	48
Total Demand -	101.8

Last Week (BCF/d)

Power -	46.3
Total Demand -	102.2

[Next Report: August 03]

MANSFIELD EIA PREDICTION

13

REGIONAL AVG TEMPERATURES AND DEPARTURE FROM NORMAL

	Jul 07	Jul 08	Jul 09	Jul 10	Jul 11	Jul 12	Jul 13	Jul 14	Jul 15	Jul 16	Jul 17	Jul 18	Jul 19	Jul 20
East	78	77	76	75	75	77	78	77	78	77	78	77	65	78
Midwest	70	70	70	72	72	71	72	75	73	72	71	70	65	75
South Central	80	81	81	82	83	85	86	86	85	84	85	86	65	87
Mountain	73	73	75	76	77	77	78	77	78	78	79	79	65	80
Pacific	67	67	67	68	70	72	73	74	77	76	76	74	65	77
Lower 48	75	75	74	74	75	76	77	78	78	77	77	77	65	79

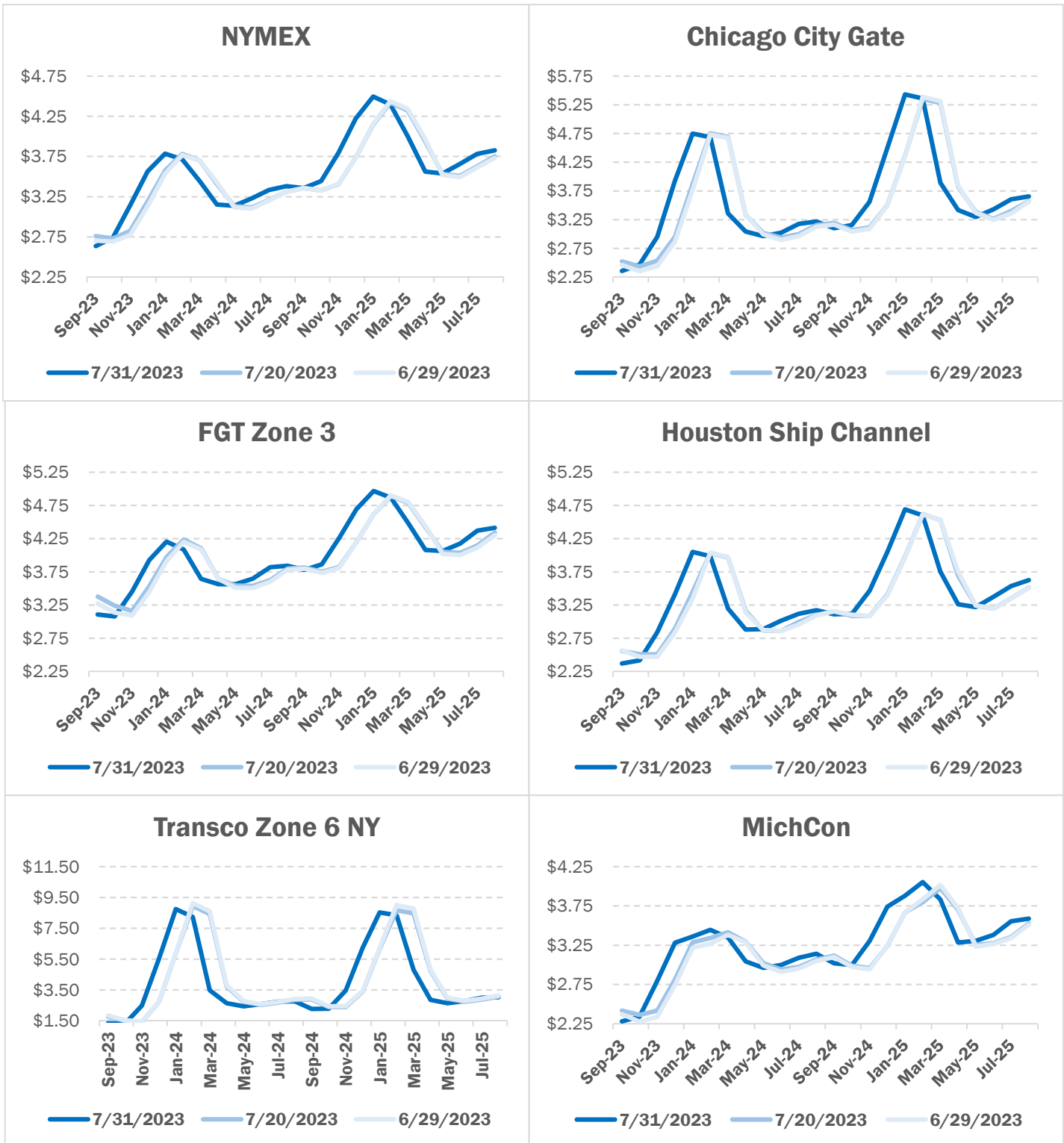
°F below normal normal °F above normal

≤ -20 -19 to -15 -14 to -10 -9 to -5 -4 to -1 0 1 to 4 5 to 9 10 to 14 15 to 19 ≥ 20

NATURAL GAS NEWS



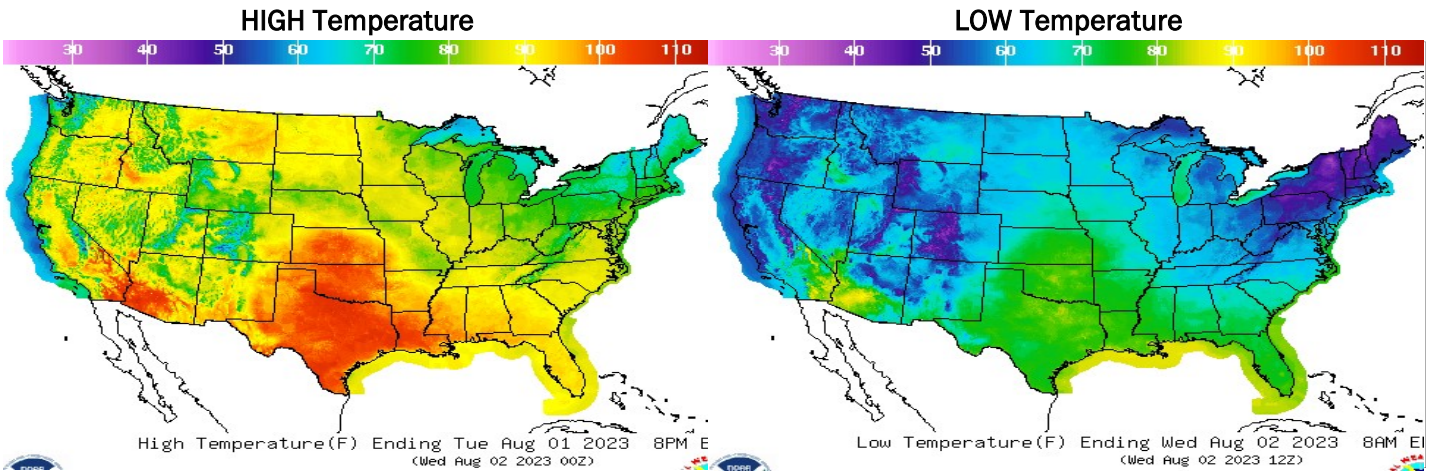
NATURAL GAS BASIS FUTURES



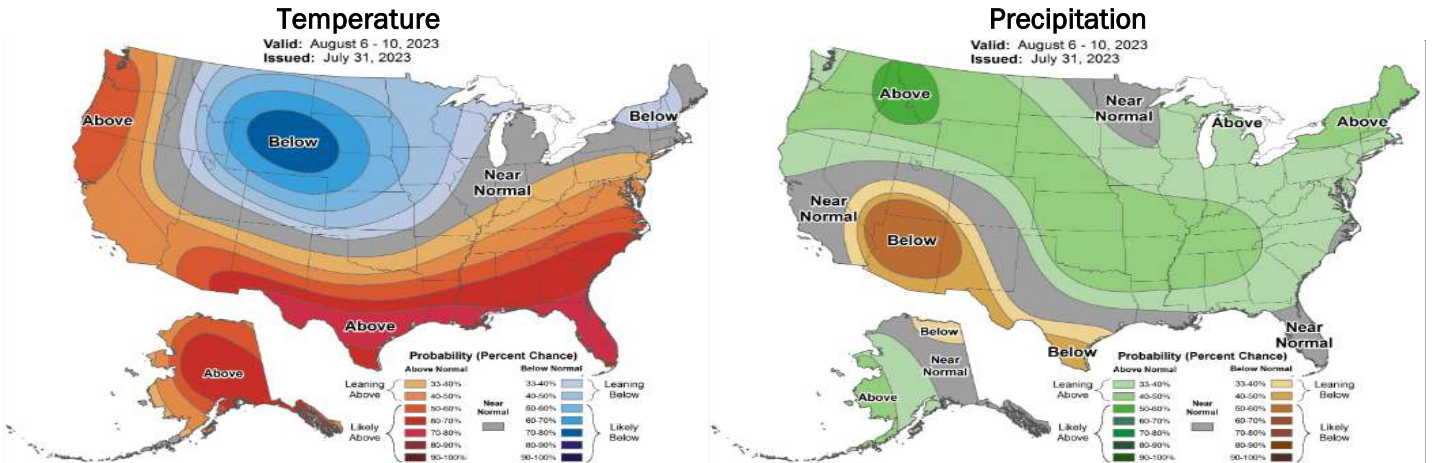
NATURAL GAS NEWS



WEATHER - HIGH / LOW TEMPERATURE - TOMORROW



WEATHER - 6 - 10 DAY OUTLOOK - NOAA



WEATHER - 8 - 14 DAY OUTLOOK - NOAA

