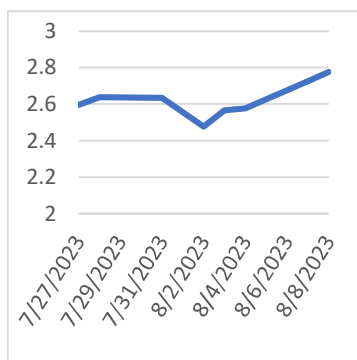


Thursday, August 10, 2023

Last Week's Prompt NYMEX



NYMEX NG Futures

Month	Close	Change
Sep-23	2.777	0.052
Oct-23	2.864	0.051
Nov-23	3.243	0.066
Dec-23	3.678	0.075
Jan-24	3.876	0.064
Feb-24	3.798	0.061
Mar-24	3.499	0.050
Apr-24	3.192	0.039
May-24	3.181	0.038
Jun-24	3.264	0.033
Jul-24	3.361	0.030
Aug-24	3.401	0.025
Sep-24	3.38	0.022
Oct-24	3.462	0.021
Nov-24	3.813	0.023
Dec-24	4.239	0.025
Jan-25	4.518	0.027
Feb-25	4.412	0.026
Mar-25	4.018	0.024
Apr-25	3.571	0.017
May-25	3.545	0.016
Jun-25	3.66	0.014
Jul-25	3.778	0.011
Aug-25	3.826	0.010
1 YR STRIP	3.3445	0.049
2024	3.5388	0.036

IN THE NEWS

US natgas edges up as hot weather forecasts offset higher output

U.S. natural gas futures edged higher on Tuesday as hotter than normal weather kept air conditioning demand high, especially in Texas, offsetting pressure from rising output. Front-month gas futures for September delivery on the New York Mercantile Exchange were up 1.9 cents, or 0.7%, to \$2.74 per million British thermal units (mmBtu) at 10:07 a.m. EDT (1407 GMT). Warmer than normal temperatures in the densely populated states, continued heat in Texas, and indications that LNG export facilities are ramping up in anticipation of higher winter demand - are all providing a more stable and supportive market for prices, said Gary Cunningham, director of market research at Tradition Energy. "Especially when you layer on the fact that we're seeing drilling CapEx cutbacks by several natural gas major players, we expect na... For more info go to <https://shorturl.at/iuxBD>

Govt to sign 15-year LNG import deals with US Excelebrate, Summit

The cabinet committee on economic affairs in a meeting on Wednesday agreed in principle with two proposals from state-owned Petrobangla to sign long-term deals with two companies for importing liquefied natural gas. The companies are Excelebrate Energy Bangladesh Ltd, a subsidiary of US-based Excelebrate Energy, and Summit Oil and Shipping Co Ltd, a Dhaka-based public limited company of the Summit Group. The meeting presided over by finance minister AHM Mustafa Kamal agreed in principle to sign contracts with the companies for 15 years, said Md Amin UI Ahsan, an additional secretary of the cabinet division, at an online briefing. The companies will start supplying LNG from 2026, he said. he officials also said the Petrobangla was planning to import 1 to 1.5 million tonnes of LNG per annum to be... For more info go to <https://shorturl.at/BJYZ3>

Traders Keep Piling Into Natural Gas Futures

Energy has been a large topic in several of the recent Thrasher Analytics letters, both from a sector and commodity standpoint. One of the energy-related charts shared in Sunday's letter to subscribers looked at the Commitment of Traders (COT) data for Natural Gas futures. The report is broken up by trade size into Large Traders, Commercial Traders, and Small Traders (terminology can vary but this keeps things simple) Large Traders, which are mostly CTAs/hedge funds/ some institutions (while Commercial Traders are firms or companies that often use the underlying commodity within their business and often use futures to hedge their exposure). We can see historically that Large Traders net position has a strong correlation to the price direction of natural gas prices. ... For more info go to <https://shorturl.at/gnoGT>

Prompt Natural Gas (NG) Daily Sentiment

BULLISH



RESISTANCE

3.025 & 3.052

SUPPORT

2.893 & 2.866

NATURAL GAS

Futures	Close
NG	\$2.777
Volume	19,150
Open Int.	209,560

Contact Us



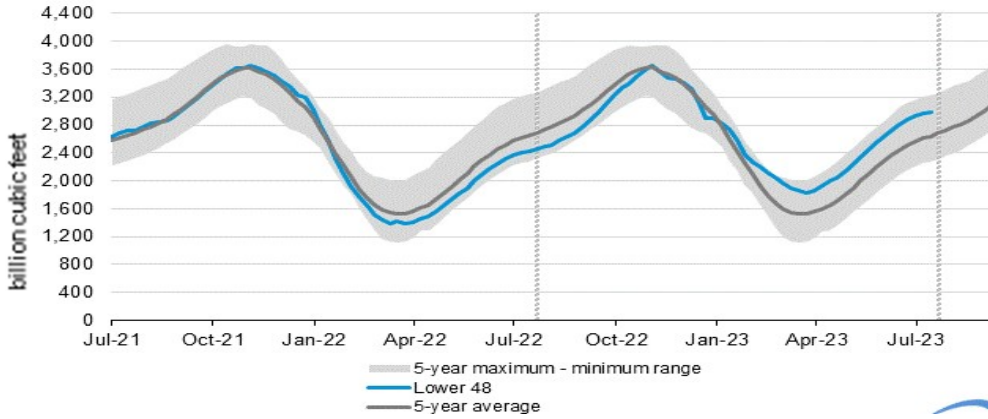
Mansfield Energy Corp
1025 Airport Pkwy
Gainesville, GA 30501
www.mansfield.energy

info@mansfieldoil.com
Phone: (800) 695 - 6626

NATURAL GAS NEWS



WEEKLY GAS IN UNDERGROUND STORAGE WITH 5-YR RANGE



for week ending August 04, 2023 | Released: August 10, 2023 | Next Release: August 17, 2023

EIA Weekly Storage Actual and Surveys for

August 4, 2023

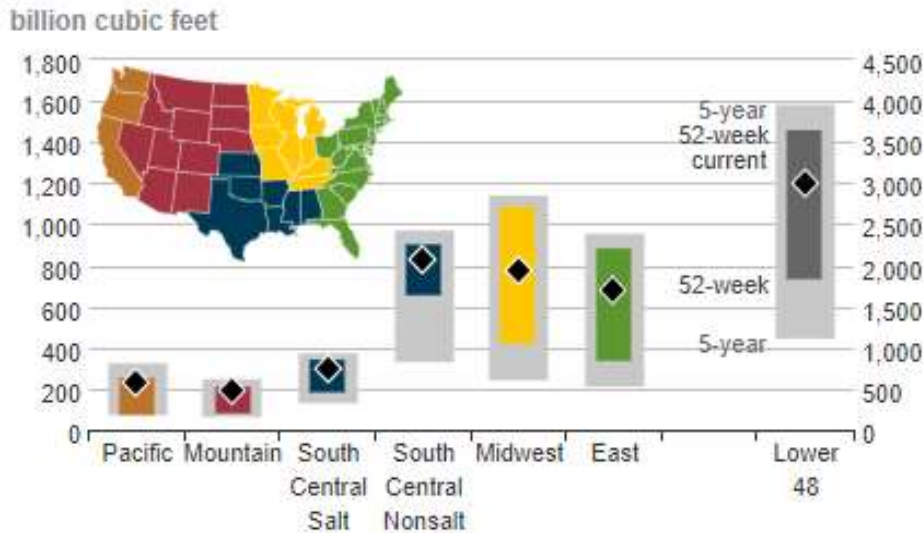
Released August 10, 2023

Range 6 to 48

S&P Global 14

Investing.com 25

UNDERGROUND WORKING NAT GAS STORAGE AS OF 07/28/2023



Total Working Gas In Storage

3030 BCF

29 BCF (LAST WEEK)

535 BCF (LAST YEAR)

305 BCF (5-YEAR AVG)

U.S. Natural Gas Supply

Gas Week -

Average Daily Values (BCF/D):

Last Year (BCF/d)

Dry Production - 99.4

Total Supply - 105.2

Last Week (BCF/d)

Dry Production - 101.7

Total Supply - 107.8

[Next Report: August 10]

REGIONAL AVG TEMPERATURES AND DEPARTURE FROM NORMAL

	Jul 21	Jul 22	Jul 23	Jul 24	Jul 25	Jul 26	Jul 27	Jul 28	Jul 29	Jul 30	Jul 31	Aug 01	Aug 02	Aug 03
East	76	75	75	75	76	77	79	80	79	74	73	72	65	65
Midwest	71	71	72	74	76	78	80	80	77	73	71	71	65	65
South Central	84	83	82	83	84	85	86	85	85	86	86	87	65	65
Mountain	78	79	80	80	81	81	80	79	79	79	77	76	65	65
Pacific	75	76	74	73	75	75	74	74	74	74	74	73	65	65
Lower 48	76	76	76	76	77	78	79	80	79	76	75	74	65	65

°F below normal: <-20, -19 to -15, -14 to -10, -9 to -5, -4 to -1
 normal: 0
 °F above normal: 1 to 4, 5 to 9, 10 to 14, 15 to 19, >=20

U.S. Natural Gas Demand Gas Week -

Average Daily Values (BCF/D):

Last Year (BCF/d)

Power - 44.7

Total Demand - 97.6

Last Week (BCF/d)

Power - 46.0

Total Demand - 101.7

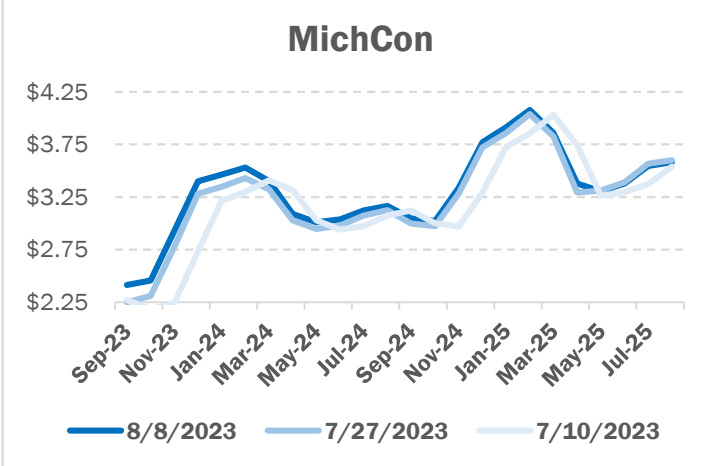
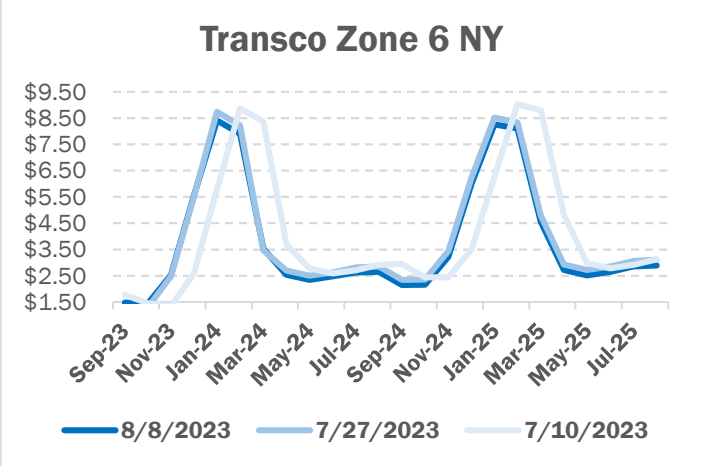
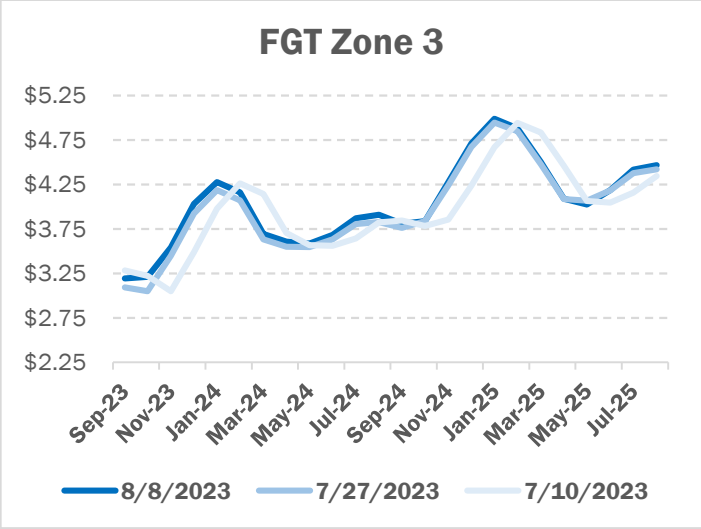
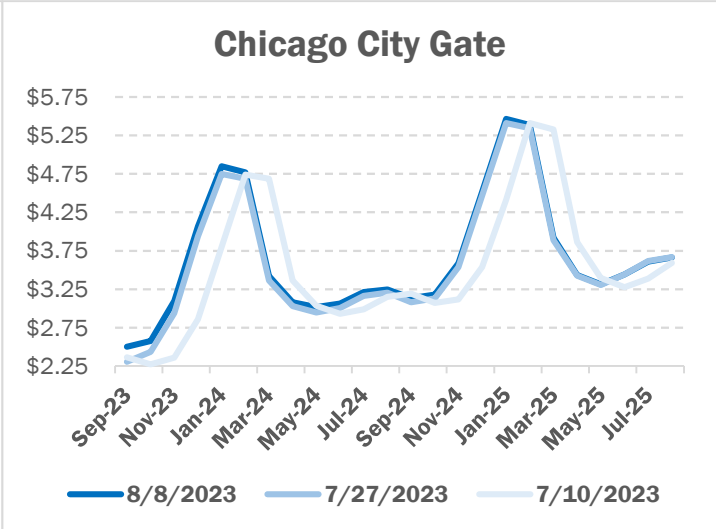
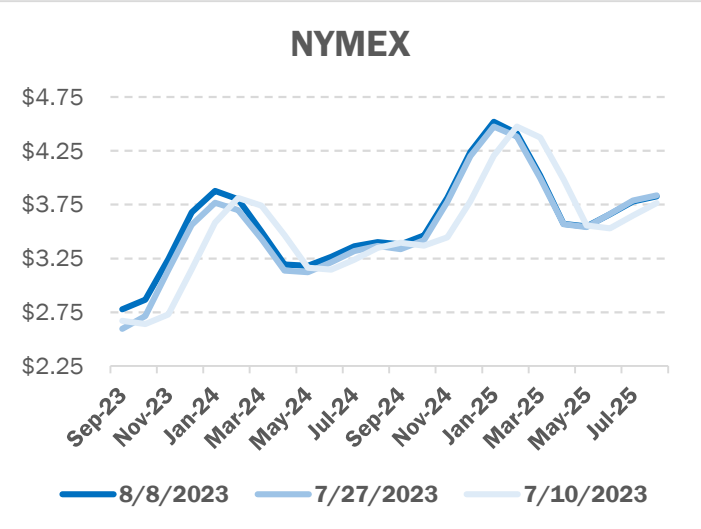
[Next Report: August 10]

MANSFIELD EIA PREDICTION

NATURAL GAS NEWS



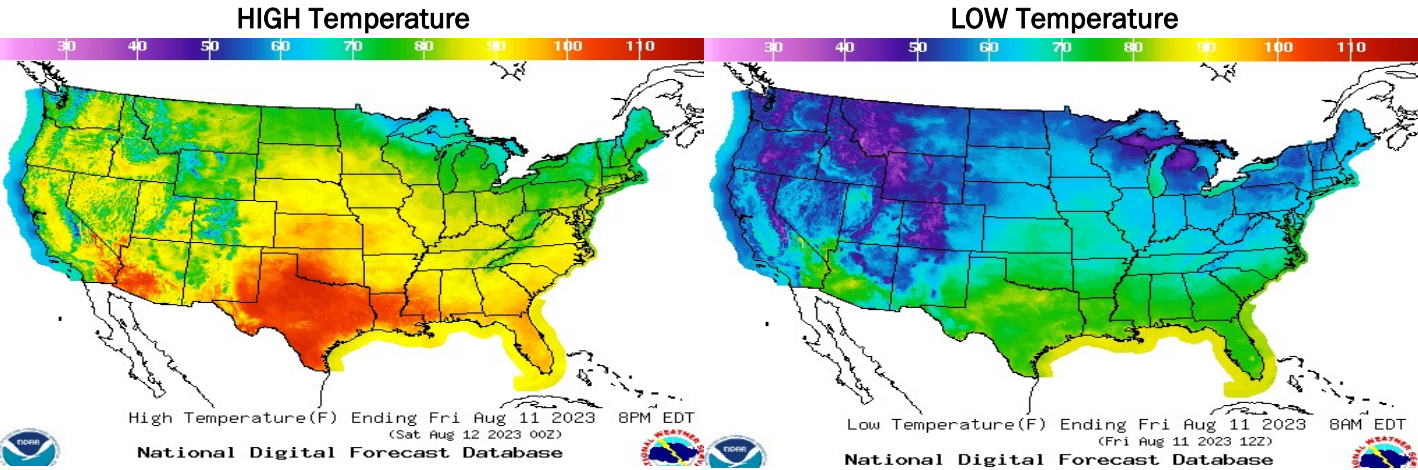
NATURAL GAS BASIS FUTURES



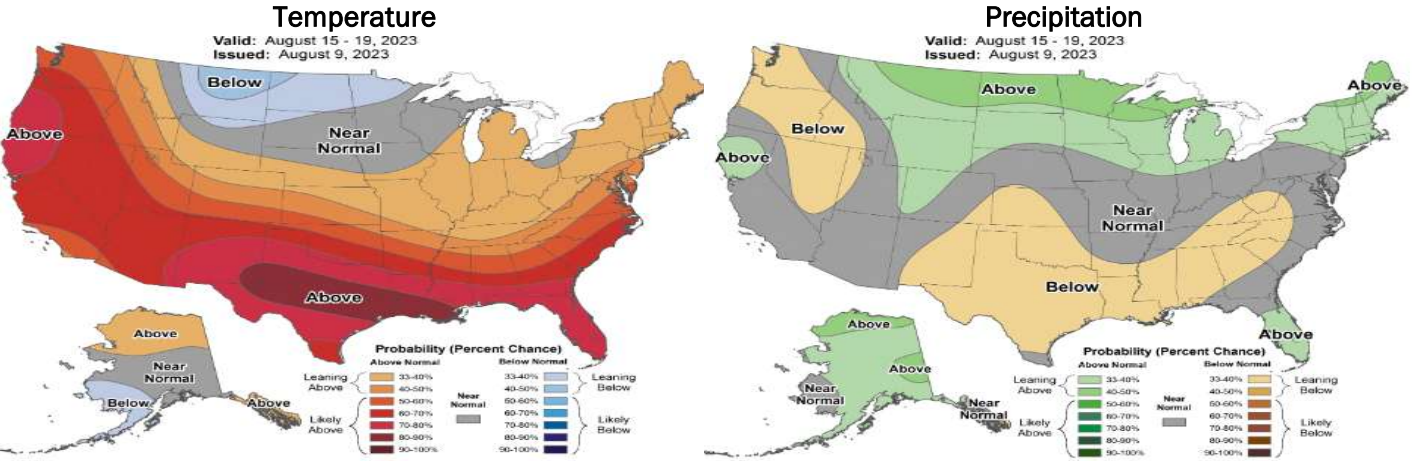
NATURAL GAS NEWS



WEATHER - HIGH / LOW TEMPERATURE - TOMORROW



WEATHER - 6 - 10 DAY OUTLOOK - NOAA



WEATHER - 8 - 14 DAY OUTLOOK - NOAA

