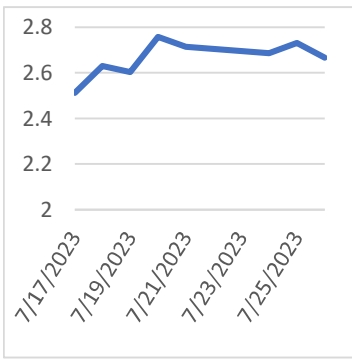


Thursday, July 27, 2023

**Last Week's Prompt
NYMEX**



NYMEX NG Futures

Month	Close	Change
Aug-23	2.665	(0.065)
Sep-23	2.693	(0.054)
Oct-23	2.809	(0.049)
Nov-23	3.235	(0.036)
Dec-23	3.645	(0.032)
Jan-24	3.848	(0.031)
Feb-24	3.768	(0.028)
Mar-24	3.483	(0.030)
Apr-24	3.178	(0.030)
May-24	3.164	(0.026)
Jun-24	3.256	(0.024)
Jul-24	3.362	(0.023)
Aug-24	3.405	(0.022)
Sep-24	3.372	(0.022)
Oct-24	3.451	(0.021)
Nov-24	3.8	(0.018)
Dec-24	4.216	(0.017)
Jan-25	4.488	(0.016)
Feb-25	4.388	(0.016)
Mar-25	4.003	(0.016)
Apr-25	3.578	(0.009)
May-25	3.555	(0.008)
Jun-25	3.674	(0.008)
Jul-25	3.798	(0.009)
1 YR STRIP	3.2588	(0.036)
2024	3.5253	(0.024)

IN THE NEWS

European and Chinese energy groups race to lock in LNG shipments from

Please use the sharing tools found via the share button at the top or side of articles. Copying articles to share with others is a breach of FT.com T&Cs and Copyright Policy. Email licensing@ft.com to buy additional rights. Subscribers may share up to 10 or 20 articles per month using the gift article service.

A race between European and Chinese energy groups to lock in shipments of liquefied natural gas from the US is driving investment in a range of export projects that will boost a market facing a potential supply shortage. The growing number of long-term contracts signed by European and Chinese buyers will help the US to expand export infrastructure to bring LNG supply online in the next two to three years. European demand for LNG – gas that is cooled to liquid form for safe storage and transport by sea or roa... For more info go to <https://shorturl.at/ipJY8>

U.S. LNG exports back on rising track, reached record in March

U.S. producers of liquefied natural gas (LNG) last month regained momentum as the country's second-largest exporter Freeport LNG ramped up output, sending total shipments to an all-time record of 7.73 million tonnes, Refinitiv Eikon data showed on Monday.

Freeport LNG's facility in Texas, which had suspended operations after a fire last year, exited an eight-month outage in February and on Monday was on track to pull in about 2.2 billion cubic feet per day (bcfd) of gas, above its nameplate capacity, pushing up the country's overall processing rates. A total of 108 cargoes departed U.S. ports last month carrying 7.73 million tonnes of LNG, above the previous record of 7.67 million tonnes a year ago, according to Refinitiv Eikon trade flows data. Europe was again the main destination for U.... For more info go to <https://shorturl.at/oxAFZ>

Europe And China Face Off Over U.S. LNG Supply Deals

Concerned about energy security, Europe and China are in an intensifying competition to sign long-term supply deals with U.S. LNG developers and exporters. The race for LNG supply indexed to Henry Hub prices and with flexibility clauses to resell the cargoes if not needed gives buyers certainty about long-term supply and the possibility to send cargoes elsewhere if the market is not as tight as expected.

For sellers, the U.S. LNG developers and exporters, more long-term purchase deals with Europe and Asia mean more chances for projects to contract future volumes from planned export facilities and underpin financing and final investment decisions for a greater number of U.S. LNG export terminals. "More volumes are good for the market, and with the new deals we will see more LNG export ... For more info go to <https://shorturl.at/szISO>

**Prompt Natural Gas (NG)
Daily Sentiment**

BULLISH



RESISTANCE

2.751 & 2.81

SUPPORT

2.642 & 2.592

NATURAL GAS

Futures	Close
NG	\$2.665
Volume	13,267
Open Int.	20,896

Contact Us



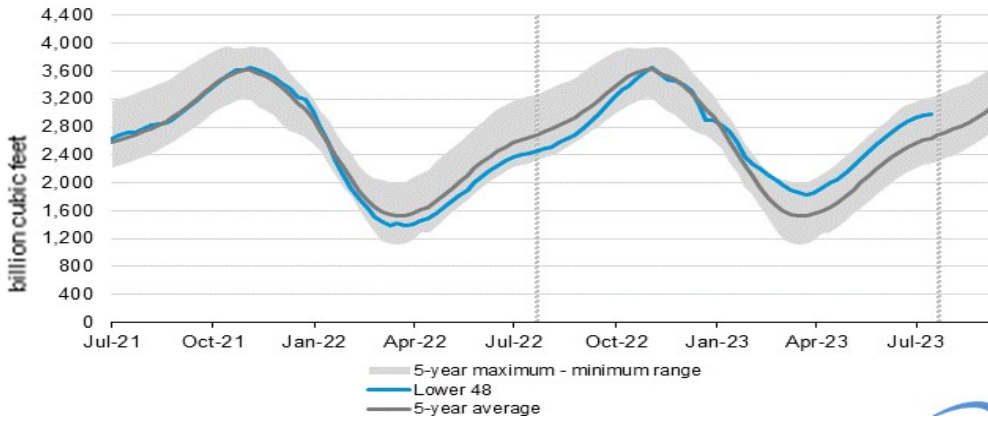
Mansfield Energy Corp
1025 Airport Pkwy
Gainesville, GA 30501
www.mansfield.energy

info@mansfieldoil.com
Phone: (800) 695 - 6626

NATURAL GAS NEWS



WEEKLY GAS IN UNDERGROUND STORAGE WITH 5-YR RANGE



for week ending July 21, 2023 | Released: July 27, 2203 | Next Release: August 03, 2023

EIA Weekly Storage Actual and Surveys for

July 21, 2023

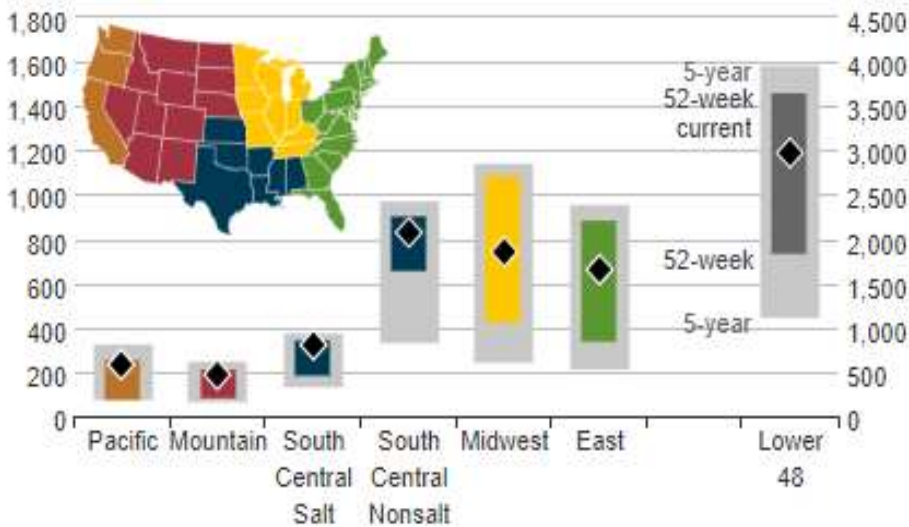
Released July 27, 2203

Range 21 to 31

S&P Global 21

Investing.com 41

UNDERGROUND WORKING NAT GAS STORAGE AS OF 07/14/2023



Total Working Gas In Storage

2987 BCF

16 BCF (LAST WEEK)

573 BCF (LAST YEAR)

345 BCF (5-YEAR AVG)

U.S. Natural Gas Supply

Gas Week -

Average Daily Values (BCF/D):

Last Year (BCF/d)

Dry Production - 98.2

Total Supply - 104.3

Last Week (BCF/d)

Dry Production - 101.9

Total Supply - 107.4

[Next Report: July 27]

REGIONAL AVG TEMPERATURES AND DEPARTURE FROM NORMAL

	Jul 07	Jul 08	Jul 09	Jul 10	Jul 11	Jul 12	Jul 13	Jul 14	Jul 15	Jul 16	Jul 17	Jul 18	Jul 19	Jul 20
East	78	77	76	75	75	77	78	77	78	77	78	77	65	78
Midwest	70	70	70	72	72	71	72	75	73	72	71	70	65	75
South Central	80	81	81	82	83	85	86	86	85	84	85	86	65	87
Mountain	73	73	75	76	77	77	78	77	78	78	79	79	65	80
Pacific	67	67	67	68	70	72	73	74	77	76	76	74	65	77
Lower 48	75	75	74	74	75	76	77	78	78	77	77	77	65	79

°F below normal: ≤ -20, -19 to -15, -14 to -10, -9 to -5, -4 to -1
 normal: 0
 °F above normal: 1 to 4, 5 to 9, 10 to 14, 15 to 19, ≥ 20

U.S. Natural Gas Demand

Gas Week -

Average Daily Values (BCF/D):

Last Year (BCF/d)

Power - 45.7

Total Demand - 99.4

Last Week (BCF/d)

Power - 42.6

Total Demand - 98.3

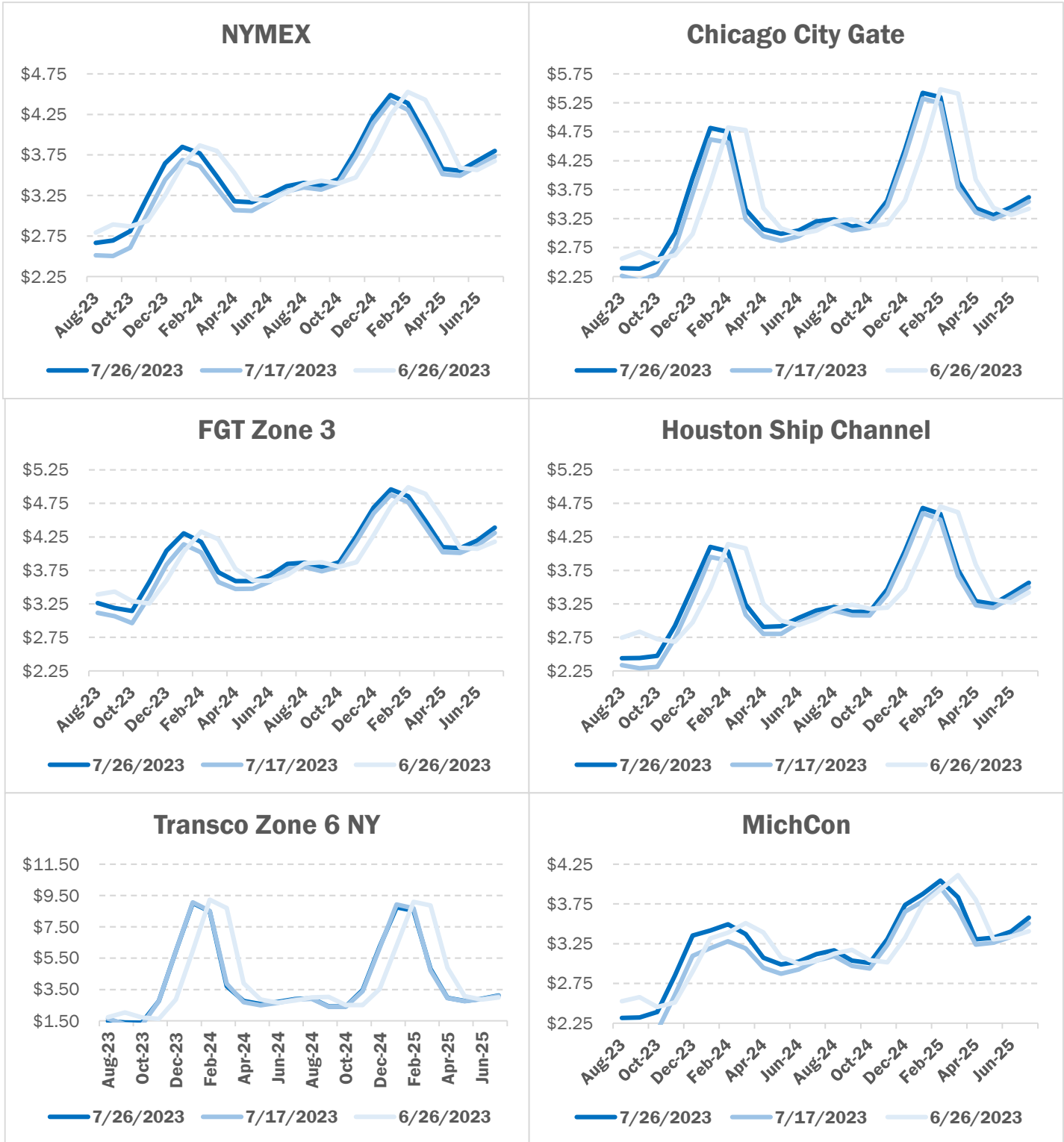
[Next Report: July 27]

MANSFIELD EIA PREDICTION

NATURAL GAS NEWS



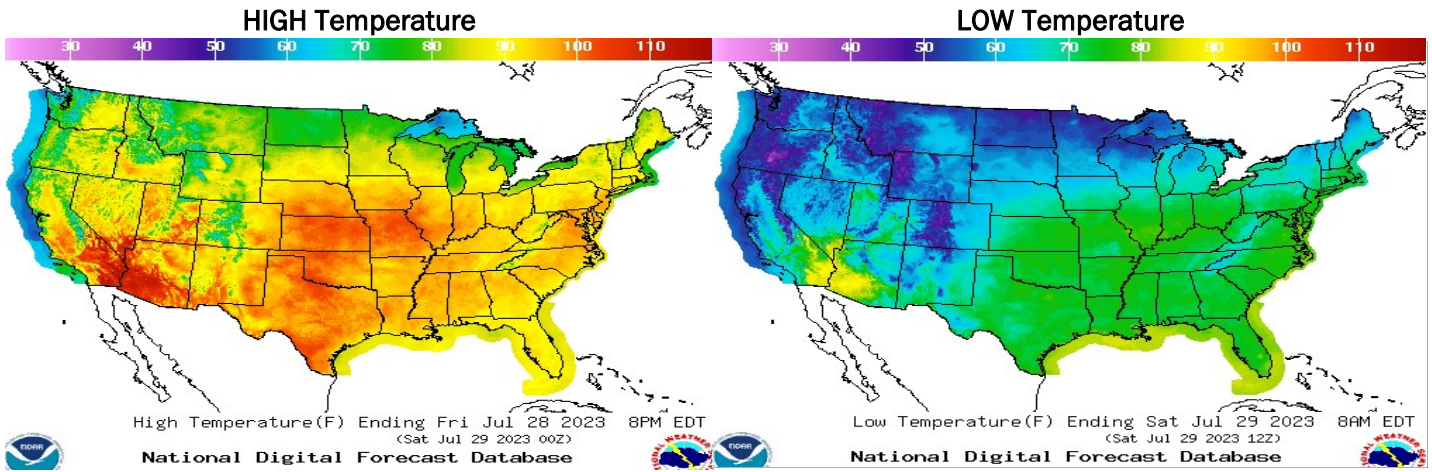
NATURAL GAS BASIS FUTURES



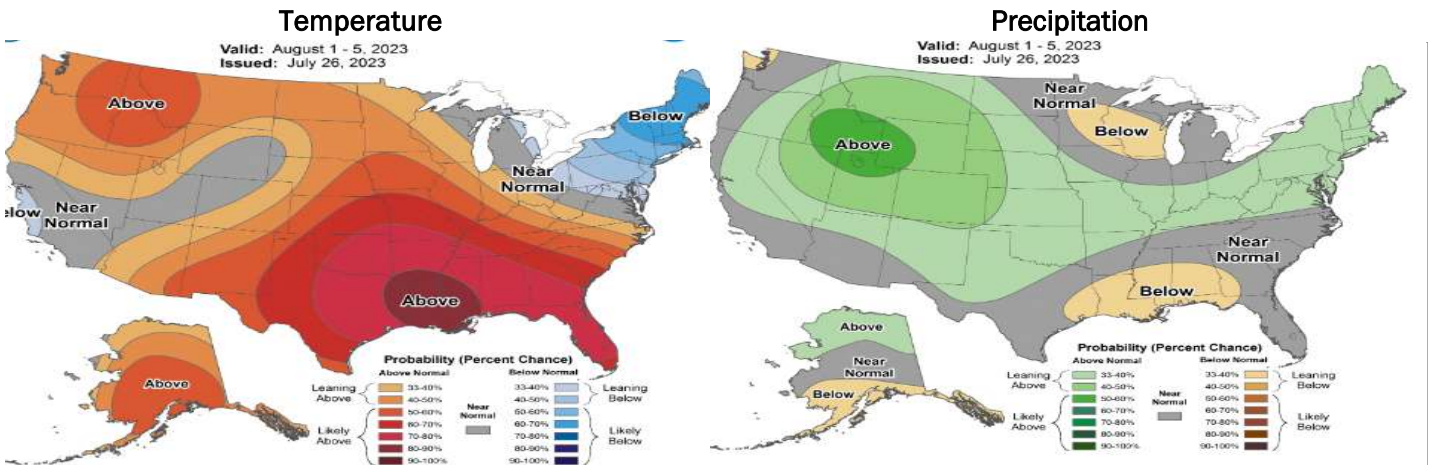
NATURAL GAS NEWS



WEATHER - HIGH / LOW TEMPERATURE - TOMORROW



WEATHER - 6 - 10 DAY OUTLOOK - NOAA



WEATHER - 8 - 14 DAY OUTLOOK - NOAA

