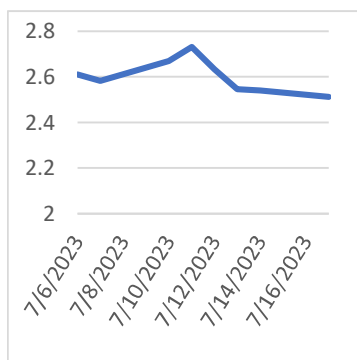


Tuesday, July 18, 2023

### Last Week's Prompt NYMEX



### NYMEX NG Futures

Month	Close	Change
Aug-23	2.512	(0.027)
Sep-23	2.504	(0.026)
Oct-23	2.606	(0.025)
Nov-23	3.028	(0.047)
Dec-23	3.441	(0.051)
Jan-24	3.685	(0.054)
Feb-24	3.614	(0.053)
Mar-24	3.338	(0.059)
Apr-24	3.068	(0.047)
May-24	3.06	(0.044)
Jun-24	3.173	(0.038)
Jul-24	3.297	(0.032)
Aug-24	3.348	(0.030)
Sep-24	3.321	(0.028)
Oct-24	3.397	(0.027)
Nov-24	3.728	(0.027)
Dec-24	4.138	(0.027)
Jan-25	4.411	(0.027)
Feb-25	4.305	(0.024)
Mar-25	3.919	(0.022)
Apr-25	3.514	(0.018)
May-25	3.493	(0.015)
Jun-25	3.611	(0.016)
Jul-25	3.73	(0.015)
1 YR STRIP	3.1105	(0.042)
2024	3.4306	(0.039)

### IN THE NEWS

#### European Natural Gas Prices Plunge As Norwegian Supply Rises

Europe's benchmark natural gas prices extended last week's losses to drop by nearly 3% midday in Europe on Monday after a prolonged maintenance period on a key Norwegian gas supply route ended this weekend. The front-month futures at the TTF hub, the benchmark for Europe's gas trading, traded at \$28.32 (25.22 euros) per megawatt-hour (MWh) as of 11:57 a.m. GMT on Monday, down by 2.84% on the day. Last week, Europe's gas prices posted their biggest weekly loss for this year, 22%, as Norwegian gas supply increased following the end of regular maintenance at the giant Troll gas field and several other gas processing plants in Norway. Over the past month, maintenance at some facilities had to be extended beyond the original end date, which caused volatility in the gas market due to uncertainty about the Norwegian supply. For more info go to <https://shorturl.at/aenLS>

#### Natural Gas Forecast: Heatwave Concerns Dampened by Low Volatility

Natural gas futures are edging higher on Tuesday, driven by hotter overnight weather data. According to NatGasWeather, the GFS model recorded a significant increase of 9 Cooling Degree Days (CDDs), signaling a shift towards higher temperatures. However, caution is advised as previous summers have seen impressive heat in the 10-15-day forecast period cool down by the 3-9-day mark. Nevertheless, the recent overnight data did trend hotter, and the persistent dangerous heat across California to Texas could support an upward movement in natural gas prices. Looking ahead to July 18-24, NatGasWeather forecasts high pressure dominating the southern, western, and eastern US, resulting in upper 80s to 110s temperatures. California and Texas will experience the hottest conditions, with the East Coast... For more info go to <https://shorturl.at/ouHM3>

#### Natural Gas Price News: XNG/USD regains \$2.53 amid fears of Europe

Natural Gas Price (XNG/USD) seesaws around the intraday high of \$2.53 as it clings to mild gains during the first positive day in five amid early Tuesday. In doing so, the energy asset justifies the market's fears of the European gas crisis while cheering the broad-based US Dollar weakness. However, headlines suggesting more gas supplies from Norway prod the XNG/USD bulls. Although Europe has filled ample gas reserves to battle the winter, the International Energy Agency (IEA) cites the odds of witnessing a fierce problem for the old continent if Russia stops its supplies to the bloc. "The IEA said that even if Europe's gas storage sites are filled close to 100% of capacity before October — the expectation of which has helped lower prices in recent months — that was 'no guarantee' against ... For more info go to <https://rb.gy/8bmif>

### Prompt Natural Gas (NG) Daily Sentiment

BEARISH



RESISTANCE  
2.556 & 2.609  
SUPPORT  
2.464 & 2.425

### NATURAL GAS

Futures	Close
NG	\$2.512
Volume	43,316
Open Int.	134,672

### Contact Us



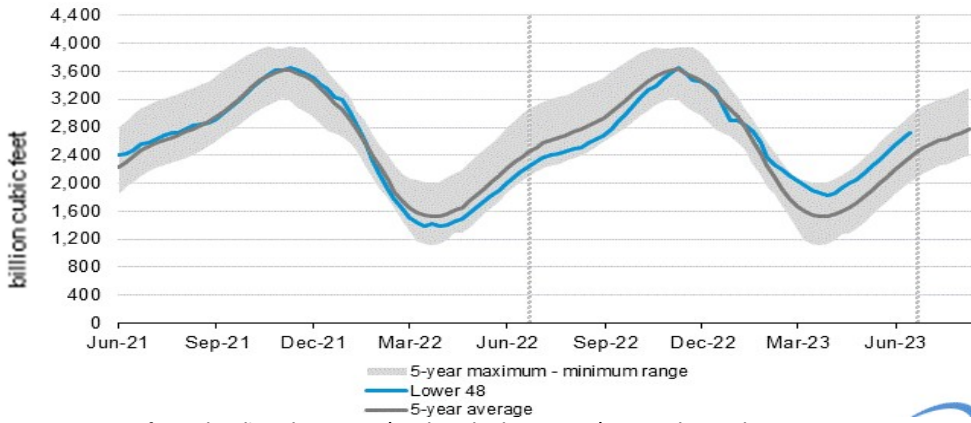
Mansfield Energy Corp  
1025 Airport Pkwy  
Gainesville, GA 30501  
[www.mansfield.energy](http://www.mansfield.energy)

[info@mansfieldoil.com](mailto:info@mansfieldoil.com)  
Phone: (800) 695 - 6626

# NATURAL GAS NEWS



## WEEKLY GAS IN UNDERGROUND STORAGE WITH 5-YR RANGE



for week ending July 07, 2023 | Released: July 13, 2023 | Next Release: July 20, 2023

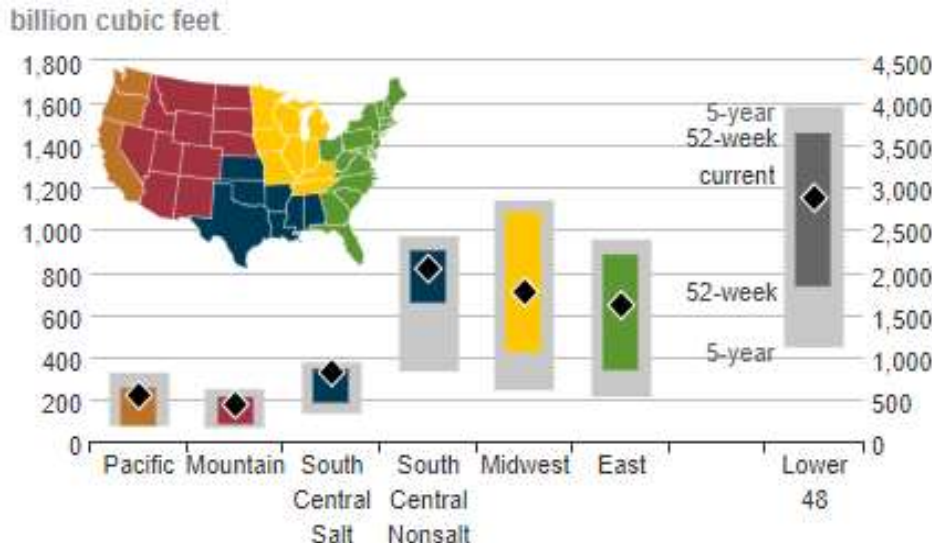
### EIA Weekly Storage Actual and Surveys for

July 7, 2023

Released July 13, 2023

Range	41 to 67
S&P Global	54
Investing.com	51

## UNDERGROUND WORKING NAT GAS STORAGE AS OF 06/30/2023



### Total Working Gas In Storage

**2930 BCF**

- 49 BCF (LAST WEEK)
- 569 BCF (LAST YEAR)
- 374 BCF (5-YEAR AVG)

### U.S. Natural Gas Supply

Gas Week -

Average Daily Values (BCF/D):

Last Year (BCF/d)

Dry Production -	98.6
Total Supply -	104.4

Last Week (BCF/d)

Dry Production -	102.0
Total Supply -	108.0

[Next Report: July 20]

## REGIONAL AVG TEMPERATURES AND DEPARTURE FROM NORMAL

degrees Fahrenheit

	Jun 23	Jun 24	Jun 25	Jun 26	Jun 27	Jun 28	Jun 29	Jun 30	Jul 01	Jul 02	Jul 03	Jul 04	Jul 05	Jul 06
East	70	73	75	75	73	73	73	74	75	77	78	78	79	79
Midwest	72	75	74	71	70	70	73	75	75	75	76	76	76	72
South Central	81	83	84	83	84	85	85	85	83	82	83	82	82	82
Mountain	69	68	69	71	72	71	72	71	73	76	76	74	71	75
Pacific	61	62	63	64	65	65	69	72	74	74	73	71	70	69
Lower 48	71	73	74	73	73	73	74	75	76	77	77	77	77	76

°F below normal      normal      °F above normal

≤ -20   -19 to -15   -14 to -10   -9 to -5   -4 to -1   0   1 to 4   5 to 9   10 to 14   15 to 19   ≥ 20

### U.S. Natural Gas Demand

Gas Week -

Average Daily Values (BCF/D):

Last Year (BCF/d)

Power -	44
Total Demand -	97.2

Last Week (BCF/d)

Power -	43.8
Total Demand -	100.3

[Next Report: July 20]

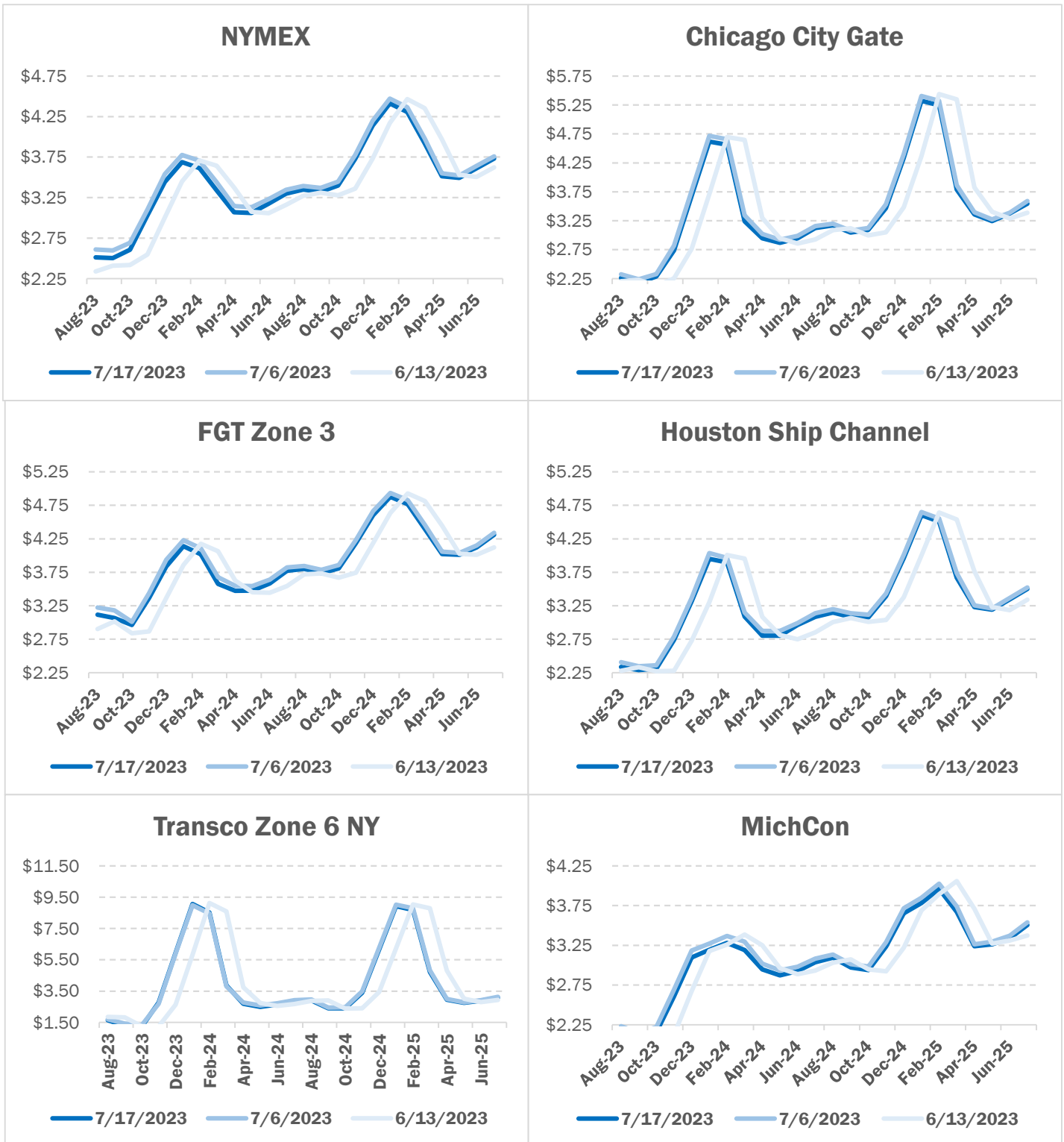
MANSFIELD EIA PREDICTION

**59**

# NATURAL GAS NEWS



## NATURAL GAS BASIS FUTURES

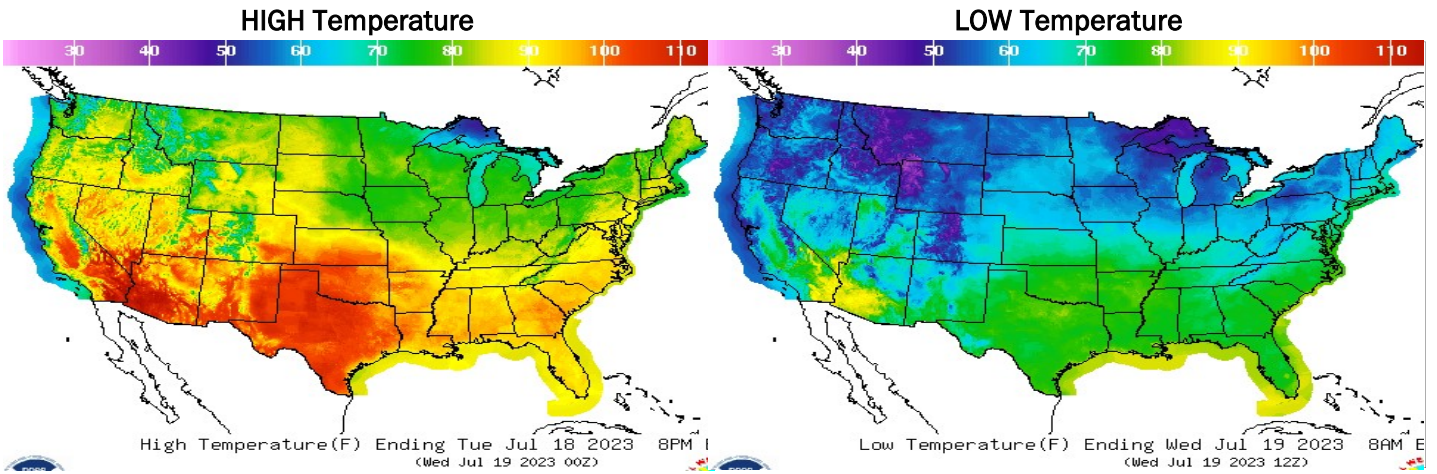




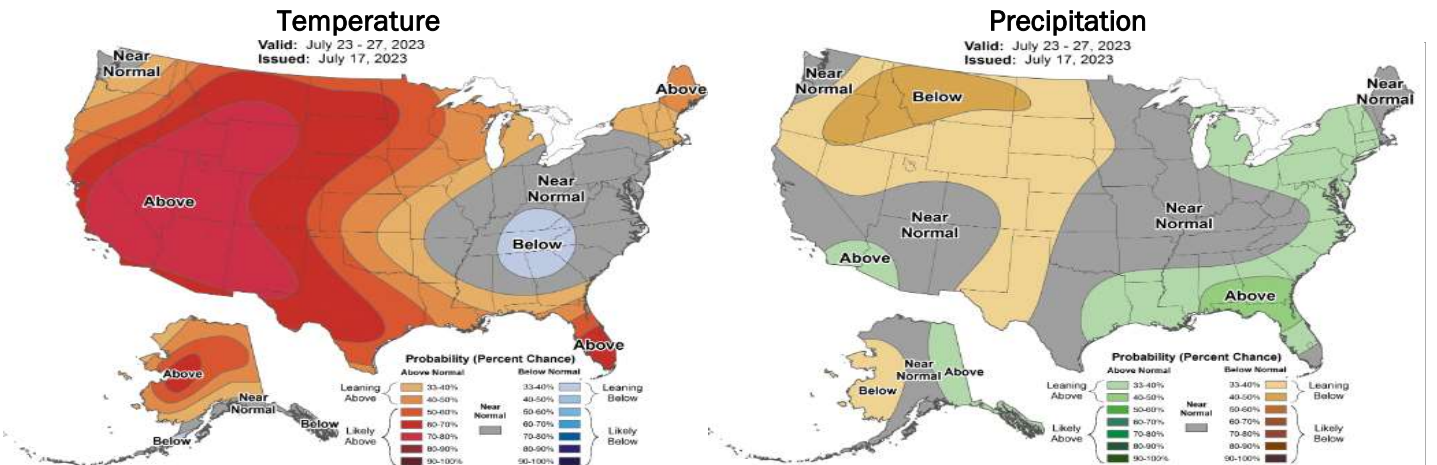
# NATURAL GAS NEWS



## WEATHER - HIGH / LOW TEMPERATURE - TOMORROW



## WEATHER - 6 - 10 DAY OUTLOOK - NOAA



## WEATHER - 8 - 14 DAY OUTLOOK - NOAA

