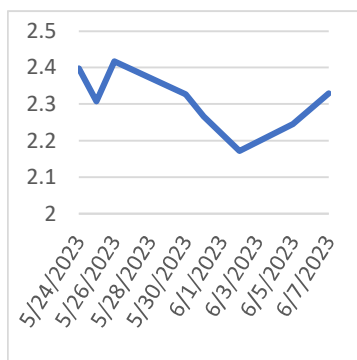


Thursday, June 8, 2023

Last Week's Prompt NYMEX



NYMEX NG Futures

Month	Close	Change
Jul-23	2.329	0.084
Aug-23	2.433	0.067
Sep-23	2.448	0.064
Oct-23	2.573	0.058
Nov-23	3.013	0.032
Dec-23	3.469	0.013
Jan-24	3.744	0.020
Feb-24	3.676	0.021
Mar-24	3.404	0.026
Apr-24	3.105	0.030
May-24	3.089	0.027
Jun-24	3.193	0.022
Jul-24	3.303	0.020
Aug-24	3.346	0.015
Sep-24	3.309	0.012
Oct-24	3.39	0.010
Nov-24	3.766	0.012
Dec-24	4.205	(0.005)
Jan-25	4.502	(0.012)
Feb-25	4.385	(0.007)
Mar-25	3.987	(0.016)
Apr-25	3.552	(0.017)
May-25	3.526	(0.011)
Jun-25	3.648	(0.013)
1 YR STRIP	3.0397	0.039
2023	2.8584	0.048

IN THE NEWS

Russia Says It Will Study Iran's Plan To Create A Natural Gas Hub

Russia's agencies will study Iran's plans to create a natural gas hub on the Persian Gulf in cooperation with Russia, Qatar, and Turkmenistan, Russian Deputy Foreign Minister Sergey Ryabkov said on Thursday. On Wednesday, Iranian Oil Minister Javad Owji said that Iran is looking to set up a natural gas hub in the Persian Gulf and is cooperating with Russia, Qatar, and Turkmenistan to that end. "With the cooperation of Russia, Turkmenistan, and Qatar, we are trying to have a gas hub in the Asaluyeh region, and its preparations are being planned," Iranian media quoted Owji as saying. Asaluyeh is a port and energy hub in the southern Bushehr province in the Gulf. Russia welcomes initiatives aimed at addressing energy security, Ryabkov said on Thursday... For more info go to <https://shorturl.at/lvF15>

POLL-US natural gas stockpiles seen 113 bcf higher in week to June 2

Repeats with no changes to text June 8 (Reuters) - U.S. utilities likely added a bigger-than-normal 113 billion cubic feet (bcf) of natural gas to storage last week as milder weather kept demand for the fuel low, a Reuters poll showed on Wednesday.

That compares with a 99 bcf injection during the same week a year ago and a five-year (2018-2022) average increase of 100 bcf. In the week ended May 29, utilities added 110 bcf of gas into storage. USOILN=ECI The forecast for the week ended June 2 would lift stockpiles to 2.559 trillion cubic feet (tcf), 29% above the same week a year ago and about 17% above the five-year average. The U.S. Energy Information Administration (EIA) will release its weekly storage report at 10:30 a.m. EDT (1430 GMT) on Thursday.... For more info go to <https://shorturl.at/ulX68>

Natural Gas: What Summer? Where? Traders Ask

Cool pre-summer comes on the heels of extraordinarily warm winter 27% fewer cooling degree days in May than year-ago; trend to continue Gas storage likely added another 100+ bcf build last week Technicals suggest gas prices could stay at low-to-mid \$2 for a while "We expect natural gas prices to increase throughout the summer as production declines slightly and demand for air conditioning increases use of natural gas in the electric power sector." That's what the U.S. Energy Information Administration, or EIA, said in its Short-Term Energy Outlook for June. Natural gas traders were, meanwhile, asking: What summer? Where? After the most unseasonable U.S. winter in two decades, one of the coolest starts to a warm season has just begun.... For more info go to <https://shorturl.at/gkuV6>

Prompt Natural Gas (NG) Daily Sentiment

BEARISH



RESISTANCE
2.367 & 2.404
SUPPORT
2.271 & 2.212

NATURAL GAS

Futures	Close
NG	\$2.329
Volume	71,509
Open Int.	330,247

Contact Us



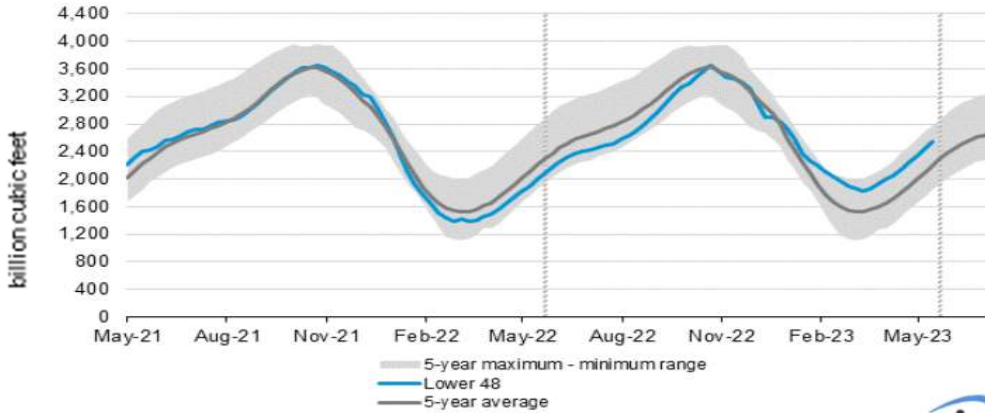
Mansfield Energy Corp
1025 Airport Pkwy
Gainesville, GA 30501
www.mansfield.energy

info@mansfieldoil.com
Phone: (800) 695 - 6626

NATURAL GAS NEWS



WEEKLY GAS IN UNDERGROUND STORAGE WITH 5-YR RANGE



for week ending June 02, 2023 | Released: June 08, 2023 | Next Release: June 15, 2023

EIA Weekly Storage Actual and Surveys for

June 2, 2023

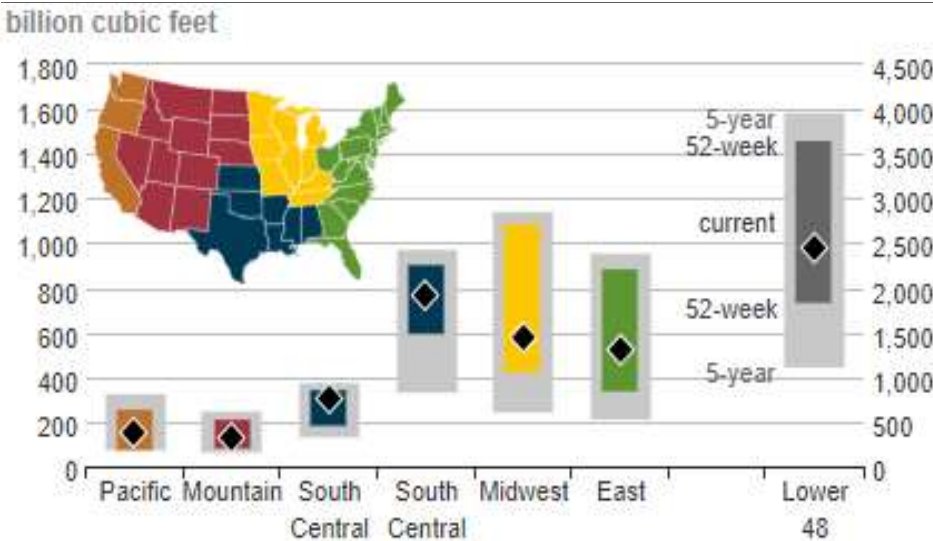
Released June 08, 2023

Range 106 to 124

S&P Global 114

Investing.com 104

UNDERGROUND WORKING NAT GAS STORAGE AS OF 06/02/2023



Total Working Gas in Storage

2550 BCF

104 BCF (LAST WEEK)

562 BCF (LAST YEAR)

353 BCF (5-YEAR AVG)

U.S. Natural Gas Supply

Gas Week -

Average Daily Values (BCF/D):

Last Year (BCF/d)

Dry Production - 97.0

Total Supply - 101.6

Last Week (BCF/d)

Dry Production - 101.1

Total Supply - 105.4

[Next Report: June 08]

U.S. Natural Gas Demand

Gas Week -

Average Daily Values (BCF/D):

Last Year (BCF/d)

Power - 28.2

Total Demand - 85.4

Last Week (BCF/d)

Power - 31.1

Total Demand - 88.4

[Next Report: June 08]

REGIONAL AVG TEMPERATURES AND DEPARTURE FROM NORMAL

	May 19	May 20	May 21	May 22	May 23	May 24	May 25	May 26	May 27	May 28	May 29	May 30	May 31	Jun 01
East	61	64	66	65	64	64	61	61	62	64	67	66	68	71
Midwest	60	59	62	64	67	64	61	60	62	64	67	70	74	75
South Central	74	71	69	71	73	73	73	73	73	73	74	74	77	77
Mountain	62	63	65	66	66	65	65	64	64	64	66	67	67	65
Pacific	65	66	65	63	59	59	59	60	61	60	60	58	57	58
Lower 48	63	64	65	65	65	65	62	63	64	65	67	67	69	70

°F below normal normal °F above normal

≤ -20
-19 to -15
-14 to -10
-9 to -5
-4 to -1
0
1 to 4
5 to 9
10 to 14
15 to 19
≥ 20

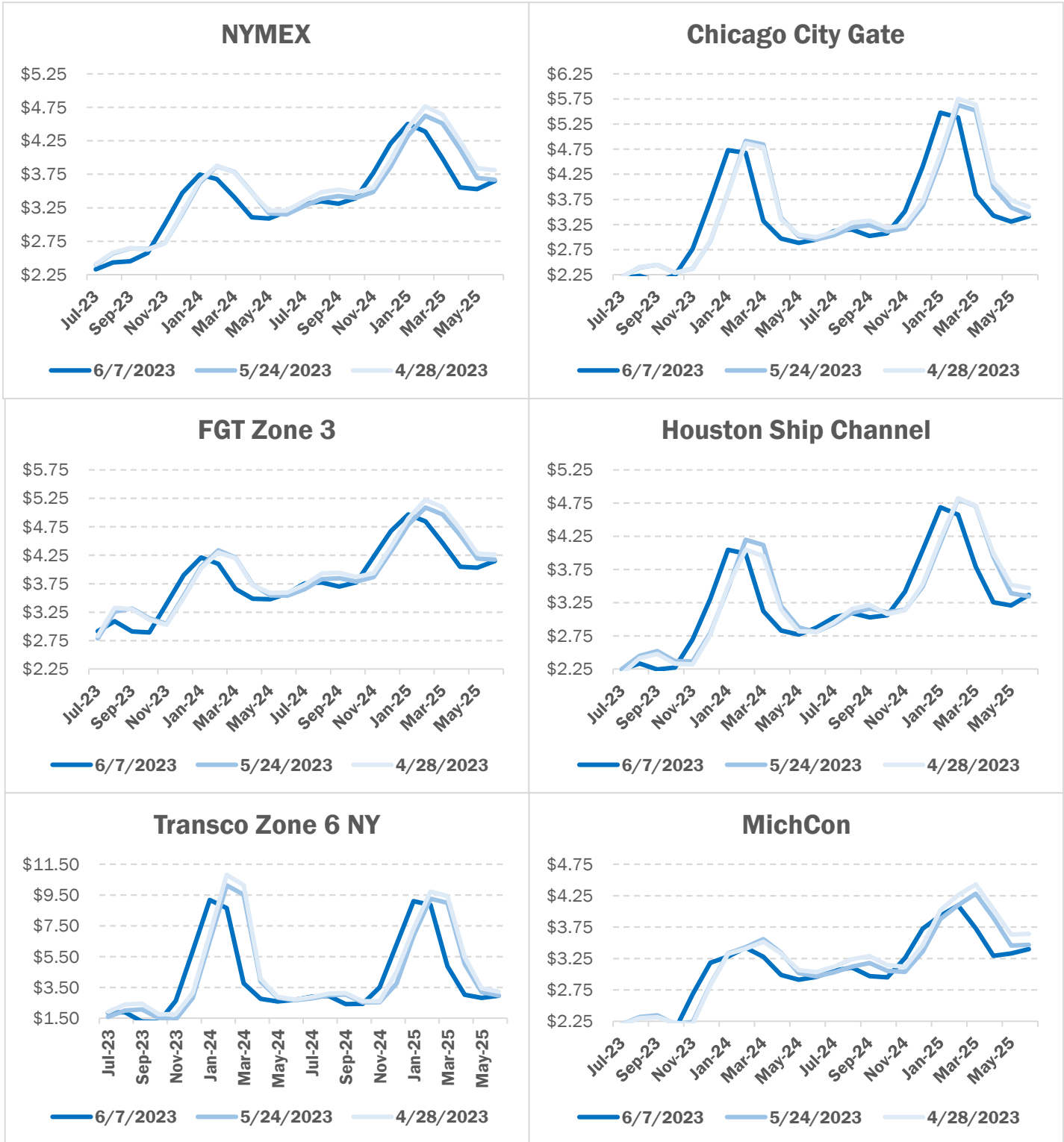
MANSFIELD EIA PREDICTION

113

NATURAL GAS NEWS



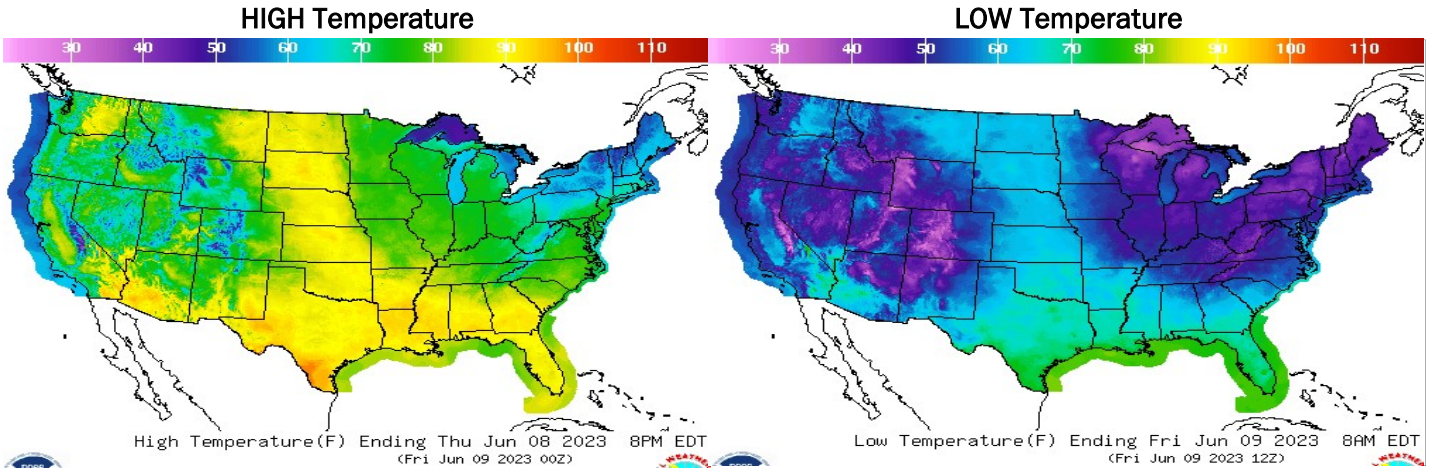
NATURAL GAS BASIS FUTURES



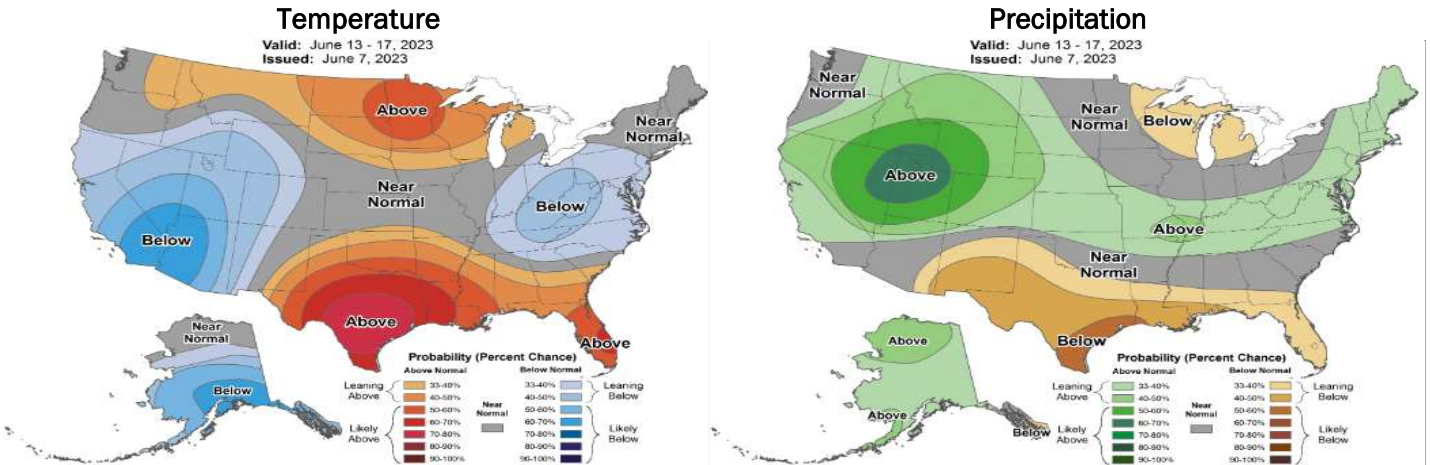
NATURAL GAS NEWS



WEATHER - HIGH / LOW TEMPERATURE - TOMORROW



WEATHER - 6 - 10 DAY OUTLOOK - NOAA



WEATHER - 8 - 14 DAY OUTLOOK - NOAA

