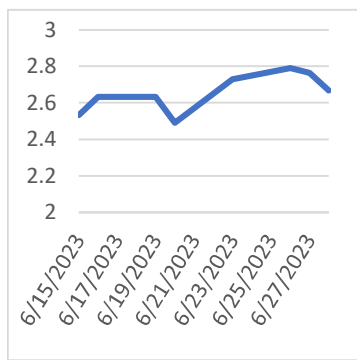


Thursday, June 29, 2023

### Last Week's Prompt NYMEX



### NYMEX NG Futures

Month	Close	Change
Aug-23	2.668	(0.095)
Sep-23	2.646	(0.143)
Oct-23	2.732	(0.023)
Nov-23	3.089	0.264
Dec-23	3.504	0.349
Jan-24	3.748	0.200
Feb-24	3.678	(0.107)
Mar-24	3.417	(0.301)
Apr-24	3.117	(0.345)
May-24	3.105	(0.049)
Jun-24	3.204	0.068
Jul-24	3.313	0.083
Aug-24	3.358	0.022
Sep-24	3.328	(0.054)
Oct-24	3.405	0.054
Nov-24	3.736	0.308
Dec-24	4.158	0.391
Jan-25	4.441	0.252
Feb-25	4.344	(0.130)
Mar-25	3.976	(0.406)
Apr-25	3.549	(0.455)
May-25	3.525	(0.055)
Jun-25	3.651	0.095
Jul-25	3.764	0.093
1 YR STRIP 2023	3.1851	(0.008)
	3.1521	0.064

### IN THE NEWS

#### Europe Set To Reach Natural Gas Storage Target Ahead Of Schedule

The European Union is on track to fill up its natural gas storage facilities ahead of schedule, Rystad Energy has forecast. "Considering historical demand, and assuming different supply scenarios, storage facilities could even be full ahead of winter this year, resulting in gas flows having to be diverted elsewhere," senior analyst Lu Ming Pang said, as quoted by The National. The EU began filling its gas storage earlier this year but lately the additions have slowed down, Reuters' John Kemp reported earlier this month, as low prices stimulate higher demand from industrial consumers. Kemp noted that the levels of gas in storage at the beginning of June were 48% higher than the ten-year average for that time of the year, after storage levels reached two-thirds of capacity in late May.... For more info go to <https://shorturl.at/yLM03>

#### Natural Gas price falls almost 10% from June high, US storage data on

Natural Gas price has fallen almost 10% from its June high, according to Spot US Natural Gas price data quoted during the US Session on Thursday. A combination of factors are weighing on the price, including data showing robust European stockpiles, easing Russia turmoil after Wagner's failed coup attempt, forecasts the heatwave in the US will pass next week, and volatility ahead of front-end futures and options expiry. Next up for the commodity is EIA Natural Gas Storage Change data, for week ending June 23, from the Energy Information Administration (EIA), at 14:30 GMT, with a decline to 82 billion cubic feet of Gas forecast by analysts. There is more Natural Gas in storage in Europe than is usually the case for this time of year... For more info go to <https://shorturl.at/azPQ6>

#### Traders To Blame As European Gas Markets Descend Into Chaos

Earlier this month, natural gas prices in Europe rose twofold in the space of 10 days, with a single trading day seeing a jump of 27% two weeks ago. On June 15, prices jumped by 30%. A day later, they dropped almost as sharply as they had risen, shedding over 20%. All this happened before the latest events in Russia that rattled commodity markets. And it will be happening again. Because traders are crowding the natural gas space, eager to make some money like others did last year. Volatility has come back to natural gas markets. Bloomberg reported this week that the gas trading market in Europe is seeing an influx of traders who do not normally play on that market but were tempted by the record profits gas traders made last year. At the time, gas prices in Europe soared to record heights a... For more info go to <https://shorturl.at/xNS58>

### Prompt Natural Gas (NG) Daily Sentiment

NEUTRAL



RESISTANCE  
2.815 & 2.962  
SUPPORT  
2.584 & 2.5

### NATURAL GAS

Futures	Close
NG	\$2.668
Volume	44,083
Open Int.	175,177

### Contact Us



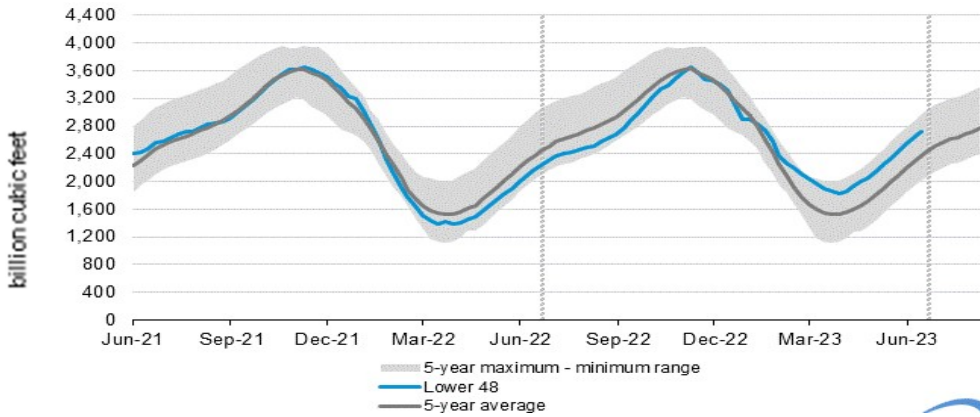
Mansfield Energy Corp  
1025 Airport Pkwy  
Gainesville, GA 30501  
[www.mansfield.energy](http://www.mansfield.energy)

[info@mansfieldoil.com](mailto:info@mansfieldoil.com)  
Phone: (800) 695 - 6626

# NATURAL GAS NEWS



## WEEKLY GAS IN UNDERGROUND STORAGE WITH 5-YR RANGE



for week ending June 23, 2023 | Released: June 29, 2023 | Next Release: July 06, 2023

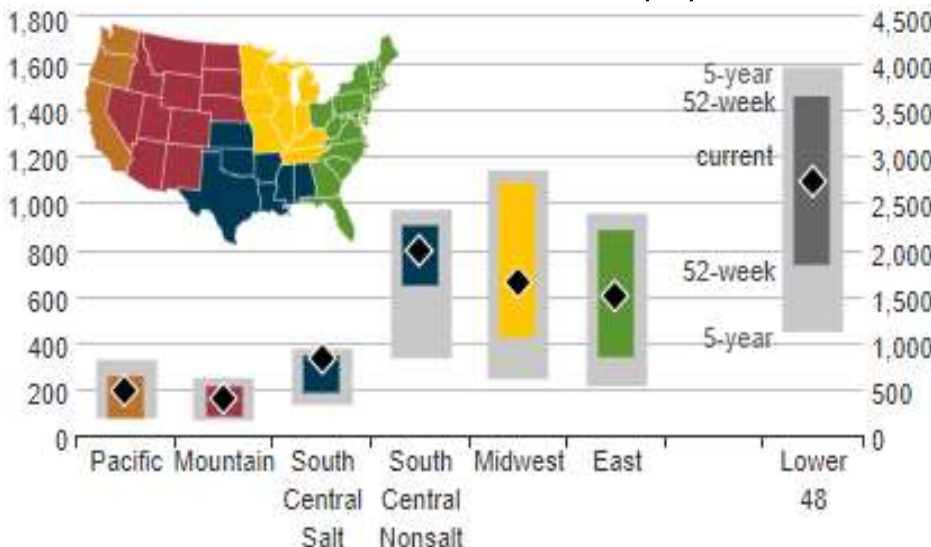
### EIA Weekly Storage Actual and Surveys for

June 23, 2023

Released June 29, 2023

Range	69 to 95
S&P Global	83
Investing.com	83

## UNDERGROUND WORKING NAT GAS STORAGE AS OF 06/16/2023



### Total Working Gas In Storage

**2805 BCF**

76 BCF (LAST WEEK)  
566 BCF (LAST YEAR)  
358 BCF (5-YEAR AVG)

### U.S. Natural Gas Supply

#### Gas Week -

Average Daily Values (BCF/D):

Last Year (BCF/d)

Dry Production - 98.1  
Total Supply - 103.8

Last Week (BCF/d)

Dry Production - 100.6  
Total Supply - 105.7

[Next Report: June 29]

## REGIONAL AVG TEMPERATURES AND DEPARTURE FROM NORMAL

	Jun 09	Jun 10	Jun 11	Jun 12	Jun 13	Jun 14	Jun 15	Jun 16	Jun 17	Jun 18	Jun 19	Jun 20	Jun 21	Jun 22
East	64	67	70	70	68	68	69	69	69	69	70	70	70	68
Midwest	64	67	62	61	62	66	68	65	67	69	71	73	74	72
South Central	78	78	78	77	77	79	81	81	81	81	83	83	84	82
Mountain	66	66	64	63	64	66	66	65	66	68	70	69	70	70
Pacific	61	61	61	62	63	62	63	65	66	63	58	59	61	61
Lower 48	66	68	68	68	67	68	69	69	70	70	71	71	71	70

°F below normal: ≤ -20, -19 to -15, -14 to -10, -9 to -5, -4 to -1  
 normal: 0  
 °F above normal: 1 to 4, 5 to 9, 10 to 14, 15 to 19, ≥ 20

### U.S. Natural Gas Demand

#### Gas Week -

Average Daily Values (BCF/D):

Last Year (BCF/d)

Power - 40.2  
Total Demand - 94.4

Last Week (BCF/d)

Power - 35.9  
Total Demand - 91.5

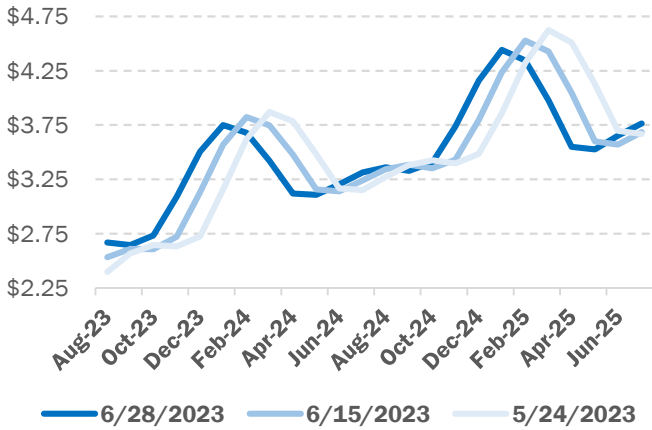
[Next Report: June 29]

MANSFIELD EIA PREDICTION

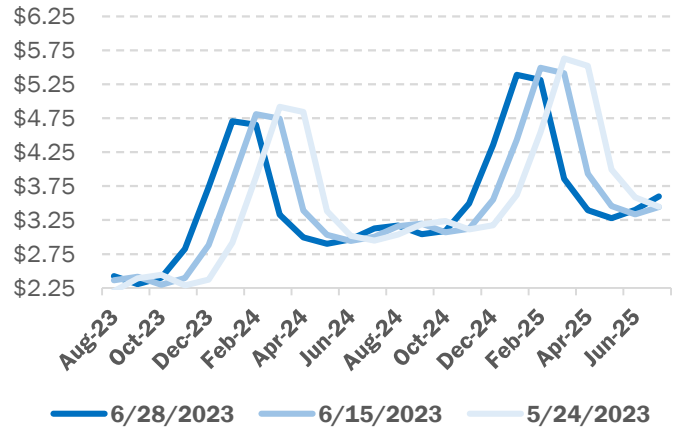


NATURAL GAS BASIS FUTURES

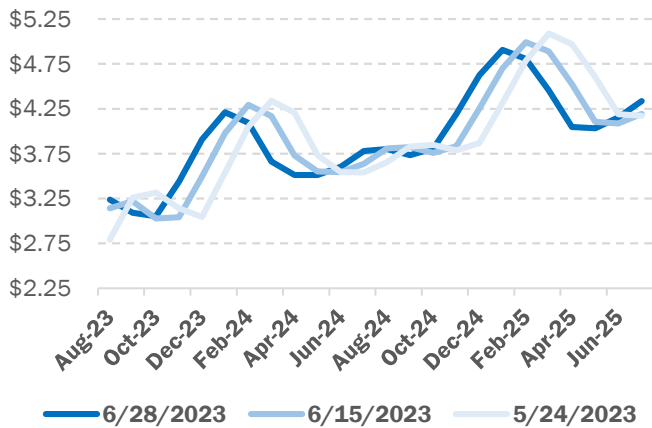
**NYMEX**



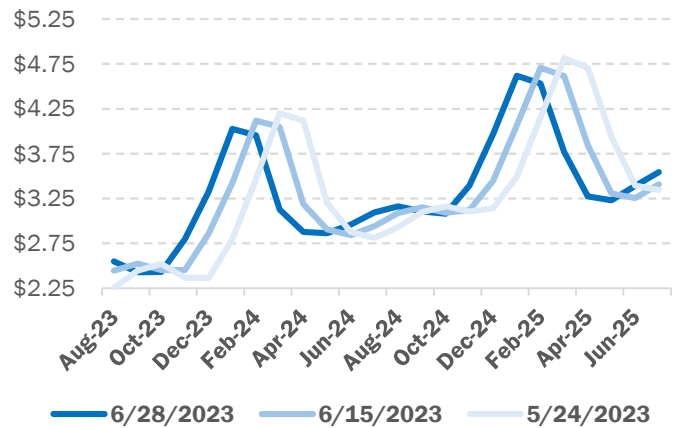
**Chicago City Gate**



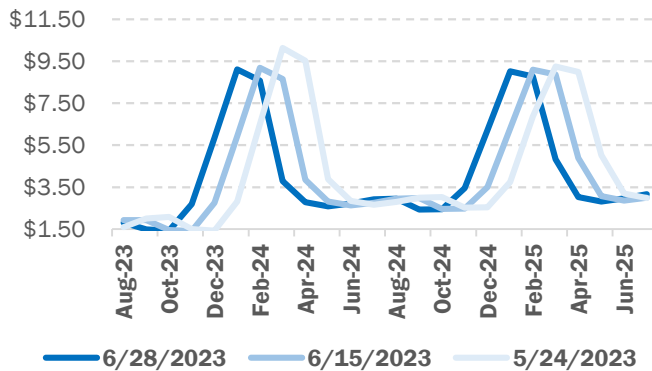
**FGT Zone 3**



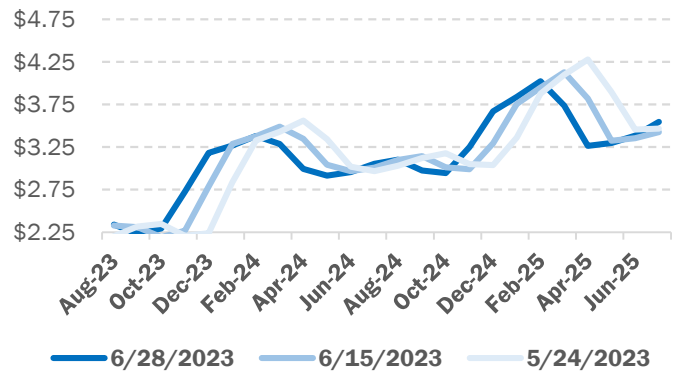
**Houston Ship Channel**



**Transco Zone 6 NY**

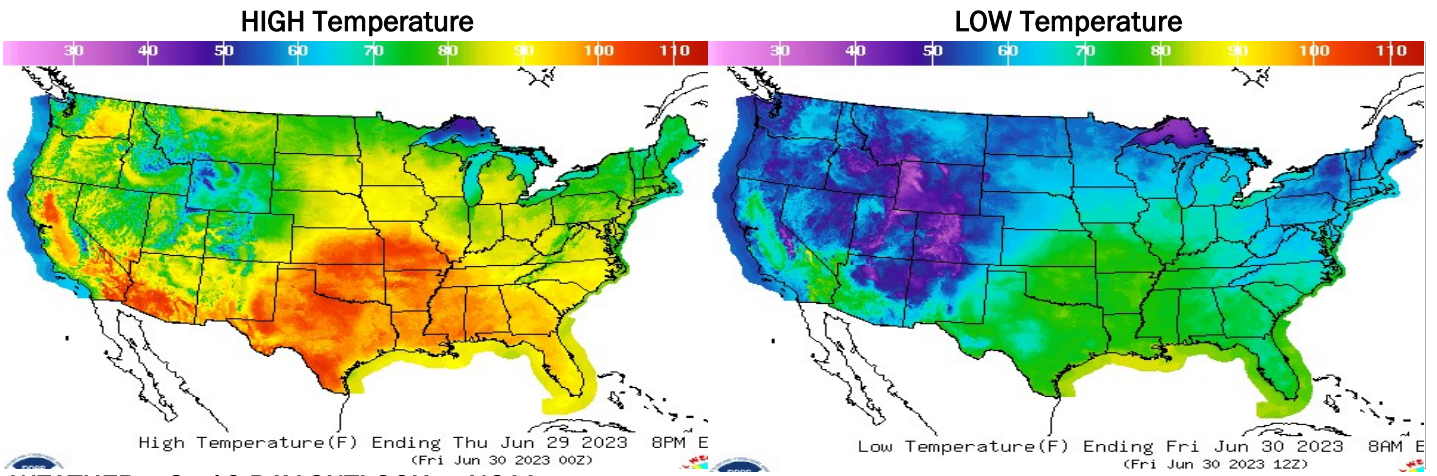


**MichCon**

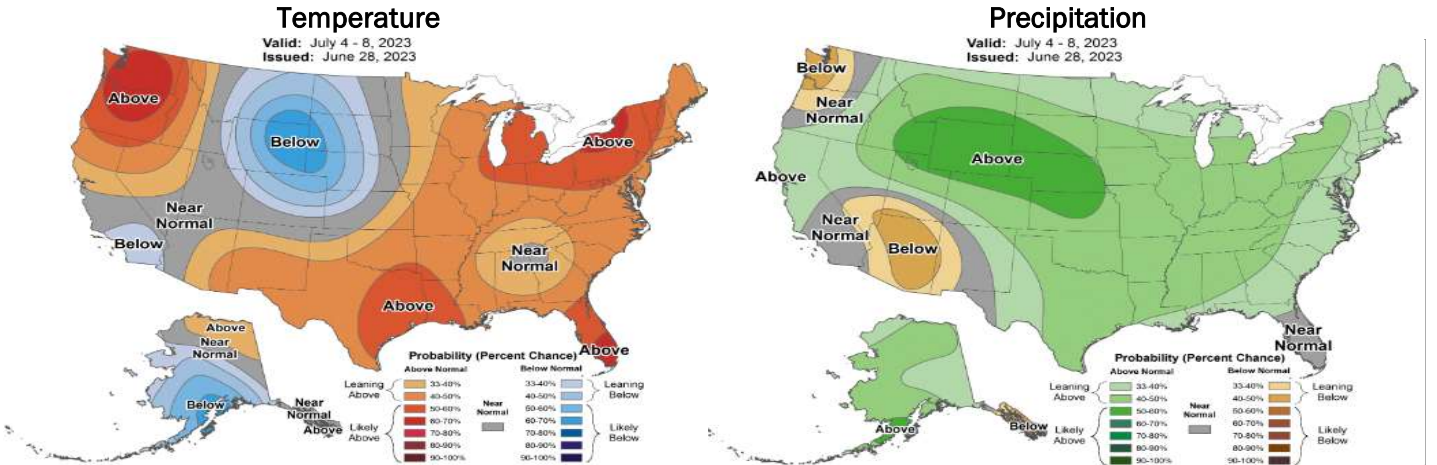


Thursday, June 29, 2023

WEATHER - HIGH / LOW TEMPERATURE - TOMORROW



WEATHER - 6 - 10 DAY OUTLOOK - NOAA



WEATHER - 8 - 14 DAY OUTLOOK - NOAA

