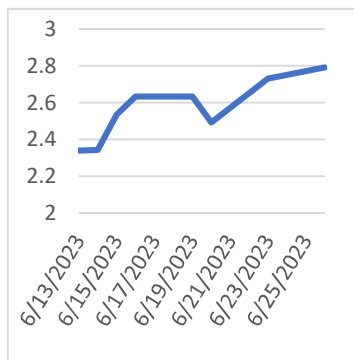


Tuesday, June 27, 2023

Last Week's Prompt NYMEX



NYMEX NG Futures

Month	Close	Change
Jul-23	2.791	0.062
Aug-23	2.892	0.049
Sep-23	2.868	0.044
Oct-23	2.936	0.029
Nov-23	3.249	0.020
Dec-23	3.624	0.024
Jan-24	3.866	0.006
Feb-24	3.797	0.003
Mar-24	3.527	0.008
Apr-24	3.207	(0.002)
May-24	3.189	(0.004)
Jun-24	3.282	(0.009)
Jul-24	3.386	(0.012)
Aug-24	3.43	(0.011)
Sep-24	3.397	(0.009)
Oct-24	3.471	(0.009)
Nov-24	3.817	(0.025)
Dec-24	4.241	(0.036)
Jan-25	4.527	(0.039)
Feb-25	4.429	(0.037)
Mar-25	4.041	(0.037)
Apr-25	3.591	(0.027)
May-25	3.563	(0.027)
Jun-25	3.676	(0.031)
1 YR STRIP	3.269	0.019
2023	3.1751	0.033

IN THE NEWS

Natural Gas Forecast: Rising Demand Eyed as Texas Faces Record-Brea

U.S. natural gas futures are experiencing a slight decline on Tuesday after reaching their highest level in over three months the previous session. The increase in demand was primarily driven by expectations of rising demand for liquefied natural gas (LNG) exports and soaring temperatures, particularly in Texas, as they anticipated to boost cooling demand. The number of oil and natural gas rigs operating in the country has been steadily decreasing for eight consecutive weeks, signaling a pullback in drilling activity. Additionally, data provider Refinitiv predicts a rise in demand for LNG exports, with estimates indicating an increase from 11 billion cubic feet per day (bcfd) to 11.5 bcfd this week and further to 12.6 bcfd next week. Forecasts also indicate an increase in cooling demand, with the number of cooling... For more info go to <https://shorturl.at/fryCM>

Europe's Natural Gas Prices Rise On Abnormally Warm Summer

Europe's benchmark natural gas prices continued to rise early on Tuesday as weather forecasts suggest that most of northwest Europe, the biggest consumers of gas, will see a hotter-than-usual start to the summer, at least until the middle of July. The front-month futures at the TTF hub, the benchmark for Europe's gas trading, have risen in recent days, due to maintenance on Norway's gas processing plants and some offshore gas fields, and this weekend's brief revolt by the Wagner mercenary group in Russia. As of 10:23 GMT on Tuesday, the Dutch TTF July contract had risen by 2.2% and traded at \$35.75 (32.67 euros) per megawatt-hour (MWh), which was much higher than the 25 euros/MWh from three weeks ago. As traders focus on the potential of higher demand due to hot weather, they are also pric... For more info go to <https://shorturl.at/bpMR4>

Natural Gas price plateaus after Russia panic dissipates

Natural Gas price trades flat at the start of the US Session on Tuesday after posting four consecutive days of gains. Traders had been bidding up the commodity on the back of fears political turmoil in Russia could disrupt supply, and as higher-than-average temperatures in much of the Western World increase demand for Natural Gas used in air conditioning. XNG/USD is trading in the \$2.800s MMBtu on Tuesday, as America wakes up. Natural Gas trades flat after the Wagner mutiny suddenly grinds to a halt, easing concerns Russian supply might suffer in the event of civil war, according to CNN. Analysts also believe the market is pricing in a greater risk premium after the failed coup over the weekend. Demand for Natural Gas to power air conditioning continues to be high as much of the US and Eur... For more info go to <https://shorturl.at/opqA7>

Prompt Natural Gas (NG) Daily Sentiment

NEUTRAL



RESISTANCE
2.943 & 2.993
SUPPORT
2.835 & 2.777

NATURAL GAS

Futures	Close
NG	\$2.791
Volume	52,852
Open Int.	54,256

Contact Us



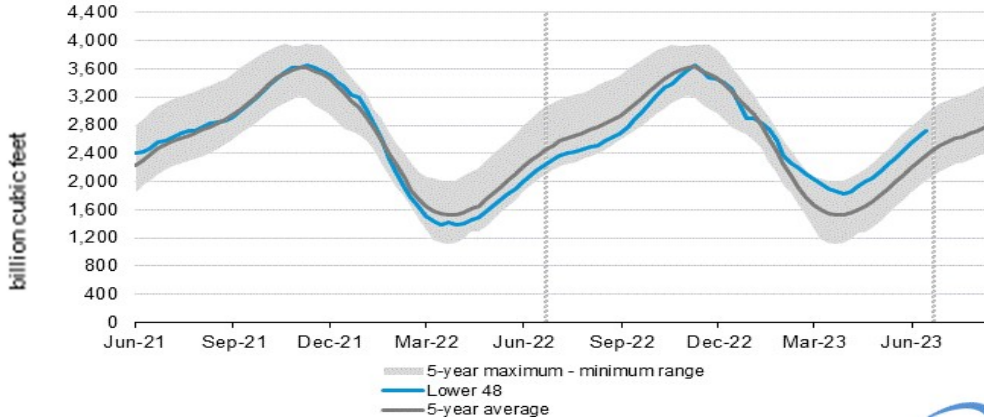
Mansfield Energy Corp
1025 Airport Pkwy
Gainesville, GA 30501
www.mansfield.energy

info@mansfieldoil.com
Phone: (800) 695 - 6626

NATURAL GAS NEWS



WEEKLY GAS IN UNDERGROUND STORAGE WITH 5-YR RANGE



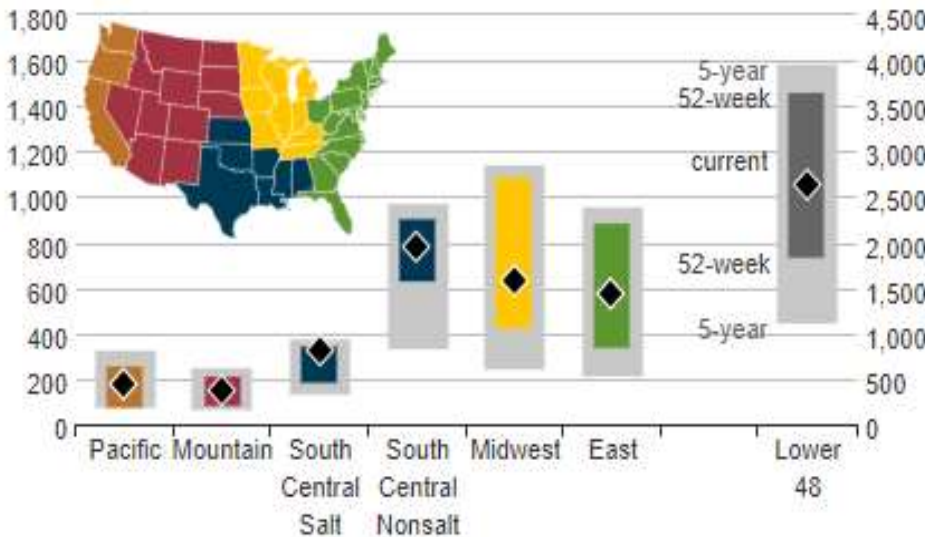
EIA Weekly Storage Actual and Surveys for

June 16, 2023

Released June 22, 2023

Range	85 to 103
S&P Global	95
Investing.com	88

UNDERGROUND WORKING NAT GAS STORAGE AS OF 06/09/2023



Total Working Gas In Storage

2729 BCF

- 95 BCF (LAST WEEK)
- 571 BCF (LAST YEAR)
- 362 BCF (5-YEAR AVG)

U.S. Natural Gas Supply

Gas Week -

Average Daily Values (BCF/D):

Last Year (BCF/d)

Dry Production - 98.1

Total Supply - 103.8

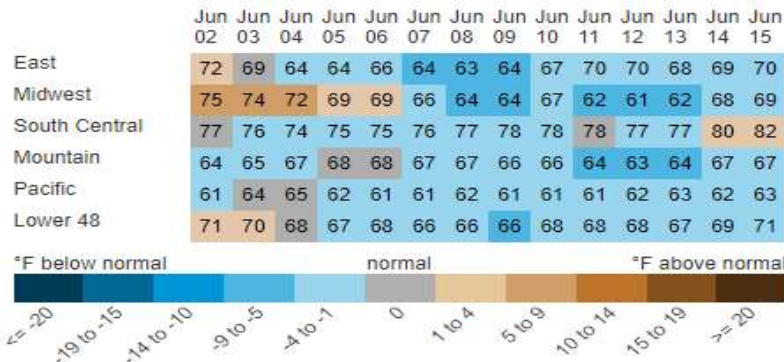
Last Week (BCF/d)

Dry Production - 100.6

Total Supply - 105.7

[Next Report: June 29]

REGIONAL AVG TEMPERATURES AND DEPARTURE FROM NORMAL



U.S. Natural Gas Demand Gas Week -

Average Daily Values (BCF/D):

Last Year (BCF/d)

Power - 40.2

Total Demand - 94.4

Last Week (BCF/d)

Power - 35.9

Total Demand - 91.5

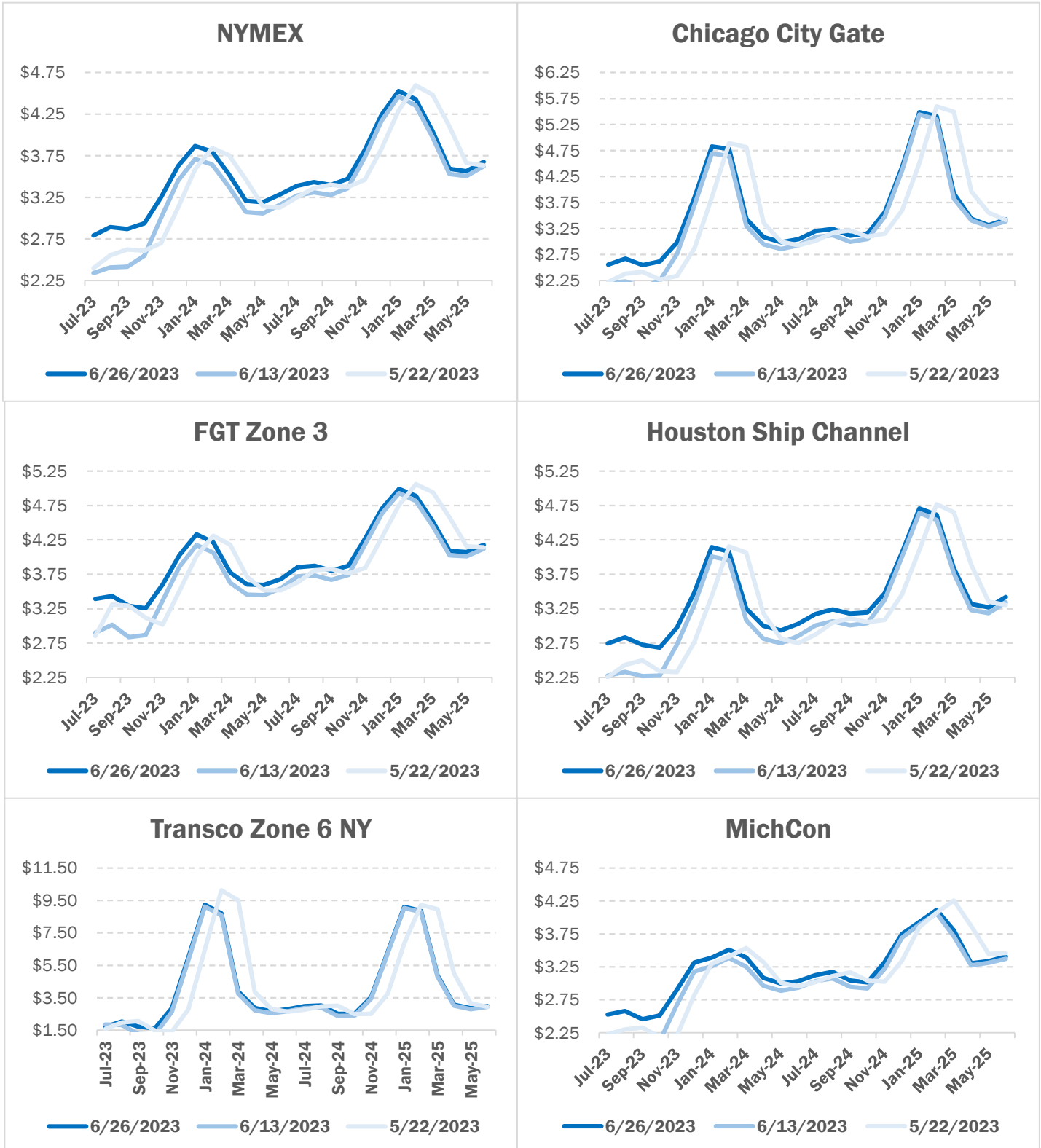
[Next Report: June 29]

MANSFIELD EIA PREDICTION

NATURAL GAS NEWS



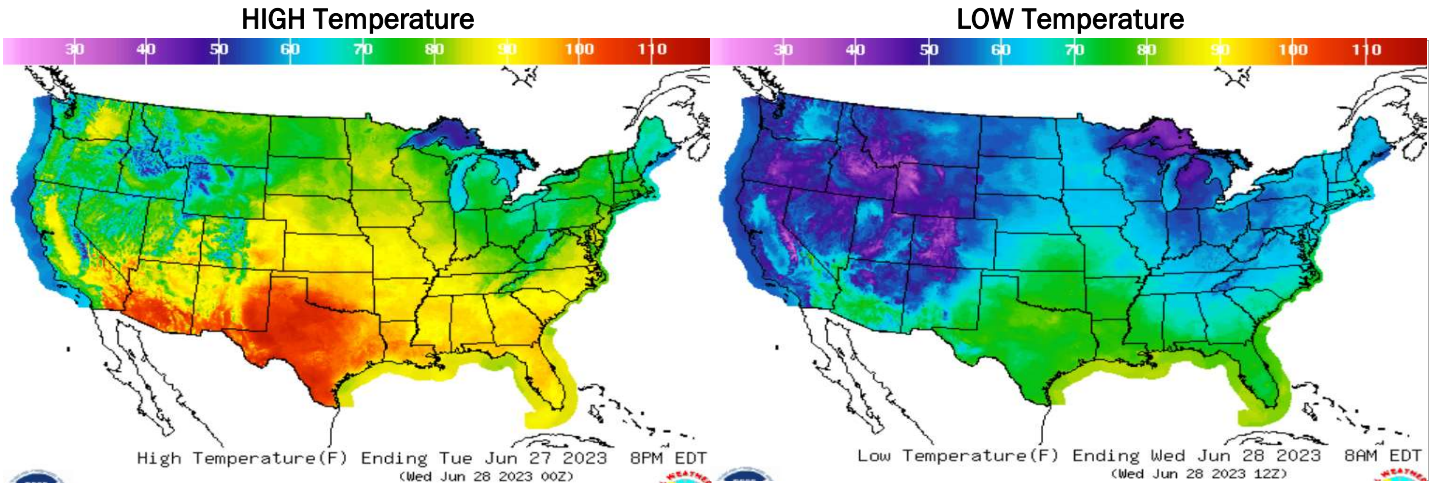
NATURAL GAS BASIS FUTURES



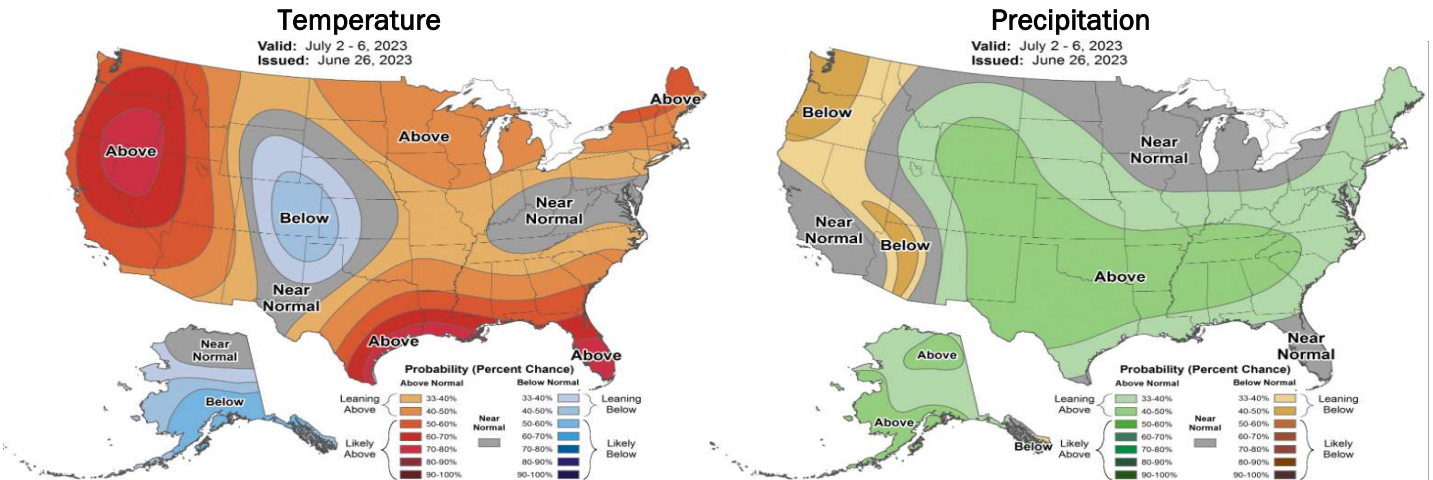
NATURAL GAS NEWS



WEATHER - HIGH / LOW TEMPERATURE - TOMORROW



WEATHER - 6 - 10 DAY OUTLOOK - NOAA



WEATHER - 8 - 14 DAY OUTLOOK - NOAA

