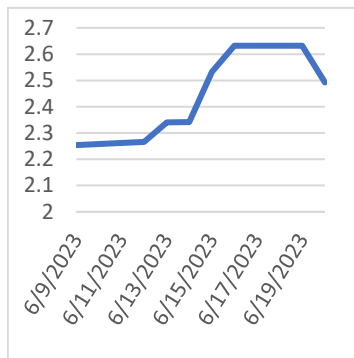


Thursday, June 22, 2023

## Last Week's Prompt NYMEX



## NYMEX NG Futures

Month	Close	Change
Jul-23	2.492	(0.140)
Aug-23	2.57	(0.151)
Sep-23	2.557	(0.158)
Oct-23	2.667	(0.151)
Nov-23	3.065	(0.152)
Dec-23	3.508	(0.124)
Jan-24	3.765	(0.108)
Feb-24	3.69	(0.099)
Mar-24	3.416	(0.097)
Apr-24	3.108	(0.074)
May-24	3.094	(0.065)
Jun-24	3.196	(0.059)
Jul-24	3.305	(0.049)
Aug-24	3.344	(0.045)
Sep-24	3.309	(0.043)
Oct-24	3.383	(0.046)
Nov-24	3.746	(0.038)
Dec-24	4.181	(0.037)
Jan-25	4.472	(0.034)
Feb-25	4.371	(0.034)
Mar-25	3.998	(0.026)
Apr-25	3.563	(0.020)
May-25	3.536	(0.016)
Jun-25	3.653	(0.014)
1 YR STRIP 2023	3.094	(0.115)
	2.9463	(0.141)

## IN THE NEWS

### US natgas futures gain 4% on output decline, hot forecasts

U.S. natural gas futures gained about 4% on Wednesday on a drop in output in recent weeks and forecasts for hot weather through at least early July, especially in Texas. Prices rose even though the gas flow to U.S. liquefied natural gas (LNG) export plants will remain low due to maintenance work. In Texas, the power grid operator again projected electric use would break a record - this time on Wednesday - after forecast usage fell short of Tuesday's all-time high as consumers heeded calls to conserve energy during an early summer heat wave. That increased power demand should boost the amount of gas generators burn since Texas gets about half of its electricity from gas. In 2022, about 49% of the state's power came from gas-fired plants, with most of the rest from wind (22%), coal (16%), nuclear (8%) and solar (4%... For more info go to <https://shorturl.at/uQWY8>

### Total's Rio Grande Deal Shows US LNG Race Is On

TotalEnergies' significant offtake and ownership deal with US LNG developer NextDecade shows how oil and gas majors are banking on US LNG projects to offer flexible, destination-free supplies to a competitive global market. The framework agreement will see Total take a 16.7% stake in the three-train, 16.2 million ton per year first phase of the Rio Grande LNG project in Texas, as well as offtaking 5.4 million tons/yr of LNG for a 20-year period from the initial phase. The French major will also acquire a 17.5% interest in NextDecade itself for a total of \$219 million in three tranches. The transaction will help NextDecade reach final investment decision (FID) on Rio Grande Phase 1, which the company is aiming to reach by the end of the second quarter - that is, before the end of the month ... For more info go to <https://shorturl.at/dEGMO>

### The Global LNG Market is Reacting To Higher Natural Gas

Europe's benchmark natural gas prices and supply and demand fundamentals have been reflected in the global and Asian prices of LNG in recent weeks, Rystad Energy said in a note on Wednesday. Prices in Europe have increased in the past two weeks due to outages and maintenance at gas processing plants in Norway, which is now the single-largest supplier of gas to Europe after Russia cut off deliveries to many EU customers following the Russian invasion of Ukraine. After weeks of falling prices amid subdued LNG demand globally and weak demand from the industry, the front-month futures at the TTF hub, the benchmark for Europe's gas trading, have risen in recent days. As of 10:41 GMT on Wednesday, the July contract traded at \$42.12 (38.57 euros) per megawatt-hour (MWh), which was much higher than... For more info go to <https://shorturl.at/hquMS>

## Prompt Natural Gas (NG) Daily Sentiment

NEUTRAL



RESISTANCE  
2.732 & 2.786  
SUPPORT  
2.575 & 2.472

## NATURAL GAS

Futures	Close
NG	\$2.492
Volume	52,852
Open Int.	54,256

## Contact Us



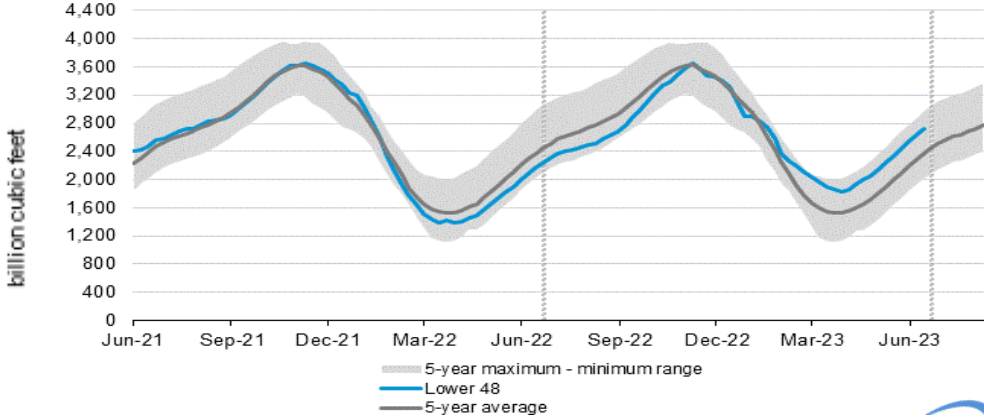
**Mansfield Energy Corp**  
1025 Airport Pkwy  
Gainesville, GA 30501  
[www.mansfield.energy](http://www.mansfield.energy)

[info@mansfieldoil.com](mailto:info@mansfieldoil.com)  
Phone: (800) 695 - 6626

# NATURAL GAS NEWS



## WEEKLY GAS IN UNDERGROUND STORAGE WITH 5-YR RANGE



for week ending June 16, 2023 | Released: June 22, 2023 | Next Release: June 29, 2023

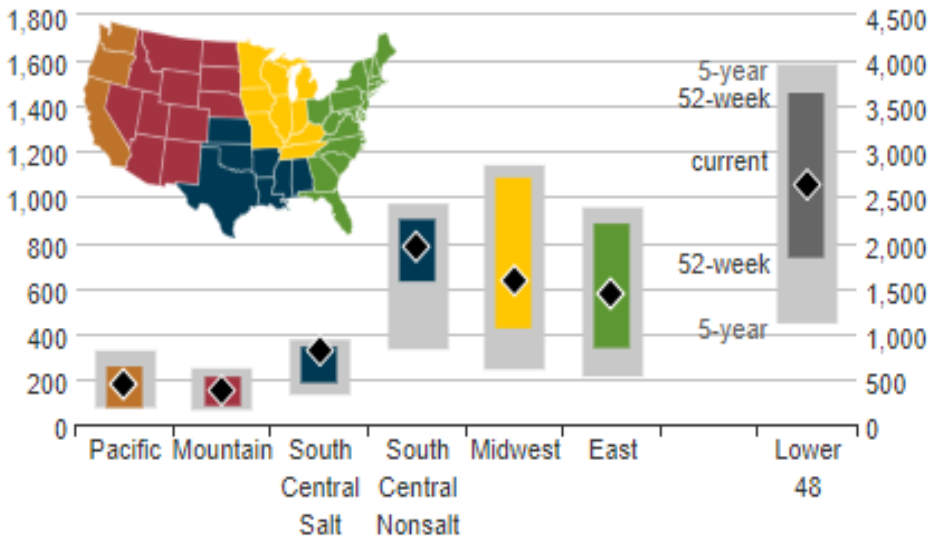
### EIA Weekly Storage Actual and Surveys for

June 16, 2023

Released June 22, 2023

Range	85 to 103
S&P Global	95
Investing.com	88

## UNDERGROUND WORKING NAT GAS STORAGE AS OF 06/09/2023



### Total Working Gas In Storage

**2729 BCF**

- 95 BCF (LAST WEEK)
- 571 BCF (LAST YEAR)
- 362 BCF (5-YEAR AVG)

### U.S. Natural Gas Supply

#### Gas Week -

Average Daily Values (BCF/D):

Last Year (BCF/d)

Dry Production -	98.3
Total Supply -	103.1

Last Week (BCF/d)

Dry Production -	101.9
Total Supply -	106.2

[Next Report: June 15]

### U.S. Natural Gas Demand Gas Week -

Average Daily Values (BCF/D):

Last Year (BCF/d)

Power -	32.5
Total Demand -	88.7

Last Week (BCF/d)

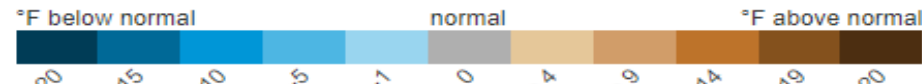
Power -	30.8
Total Demand -	88.9

[Next Report: June 15]

MANSFIELD EIA PREDICTION

## REGIONAL AVG TEMPERATURES AND DEPARTURE FROM NORMAL

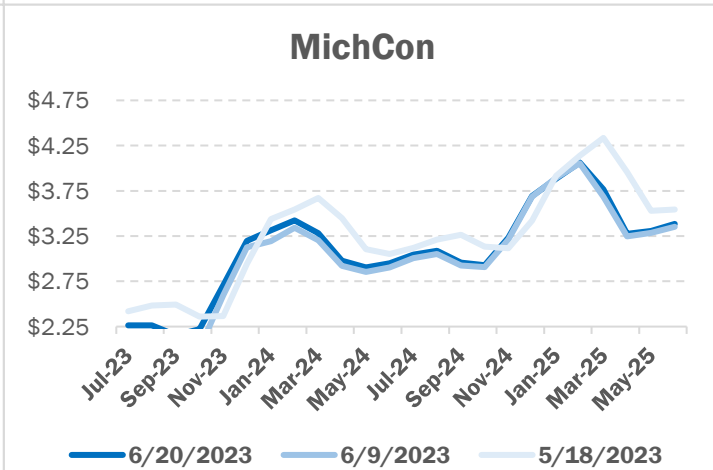
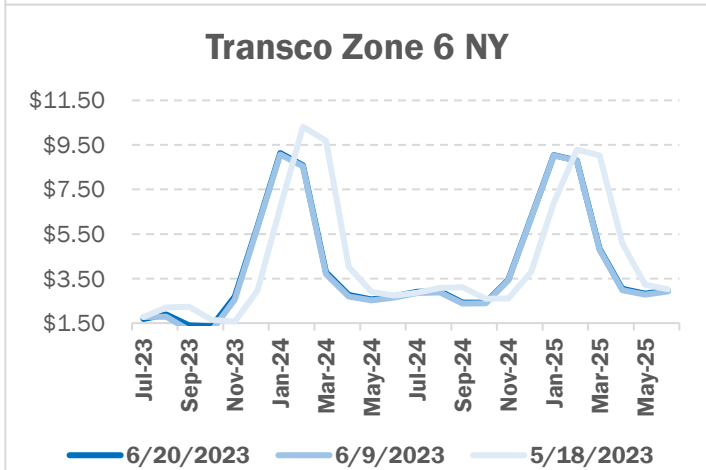
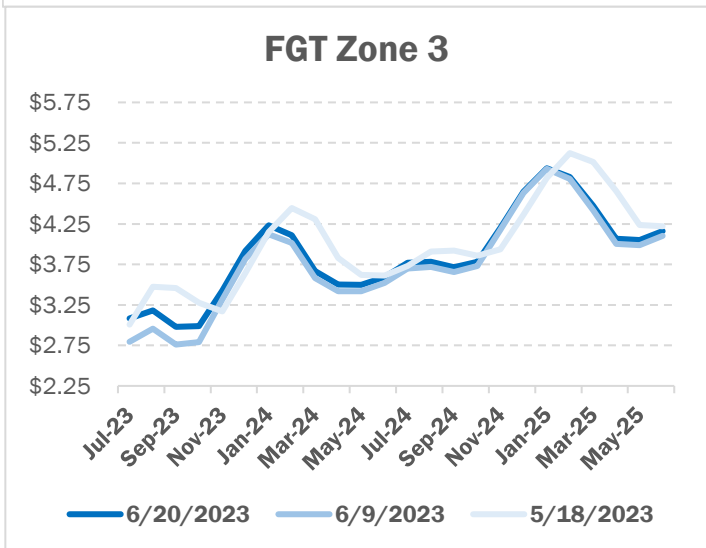
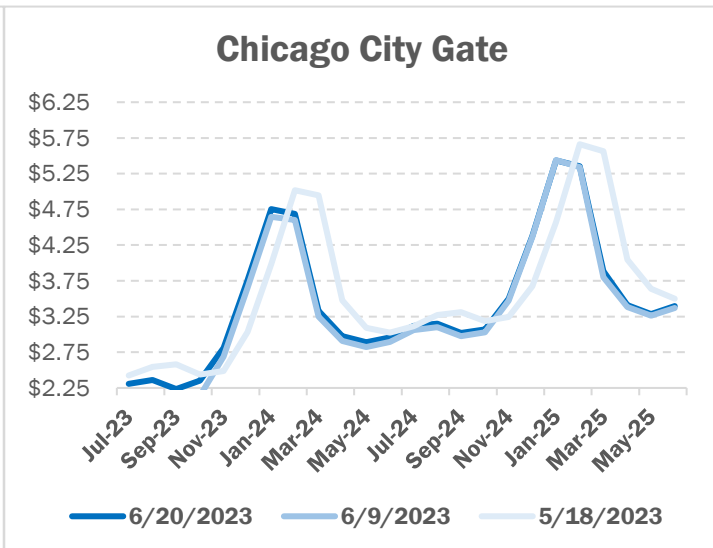
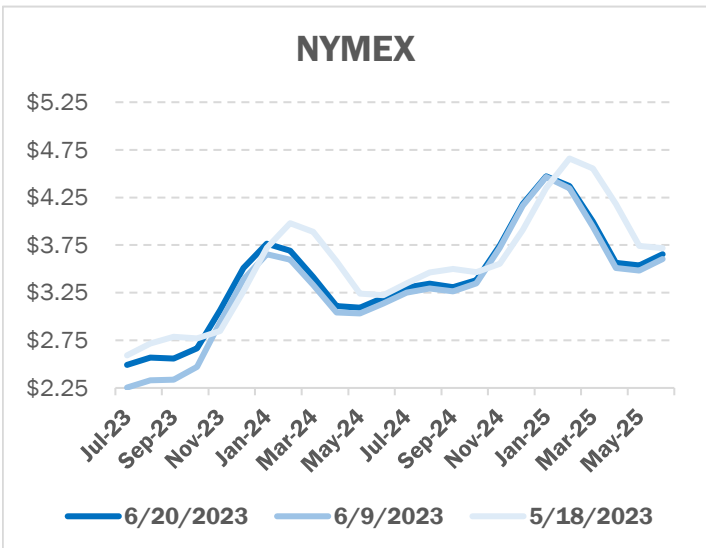
	Jun 02	Jun 03	Jun 04	Jun 05	Jun 06	Jun 07	Jun 08	Jun 09	Jun 10	Jun 11	Jun 12	Jun 13	Jun 14	Jun 15
East	72	69	64	64	66	64	63	64	67	70	70	68	69	70
Midwest	75	74	72	69	69	66	64	64	67	62	61	62	68	69
South Central	77	76	74	75	75	76	77	78	78	78	77	77	80	82
Mountain	64	65	67	68	68	67	67	66	66	64	63	64	67	67
Pacific	61	64	65	62	61	61	62	61	61	61	62	63	62	63
Lower 48	71	70	68	67	68	66	66	66	68	68	68	67	69	71



**NATURAL GAS NEWS**



**NATURAL GAS BASIS FUTURES**

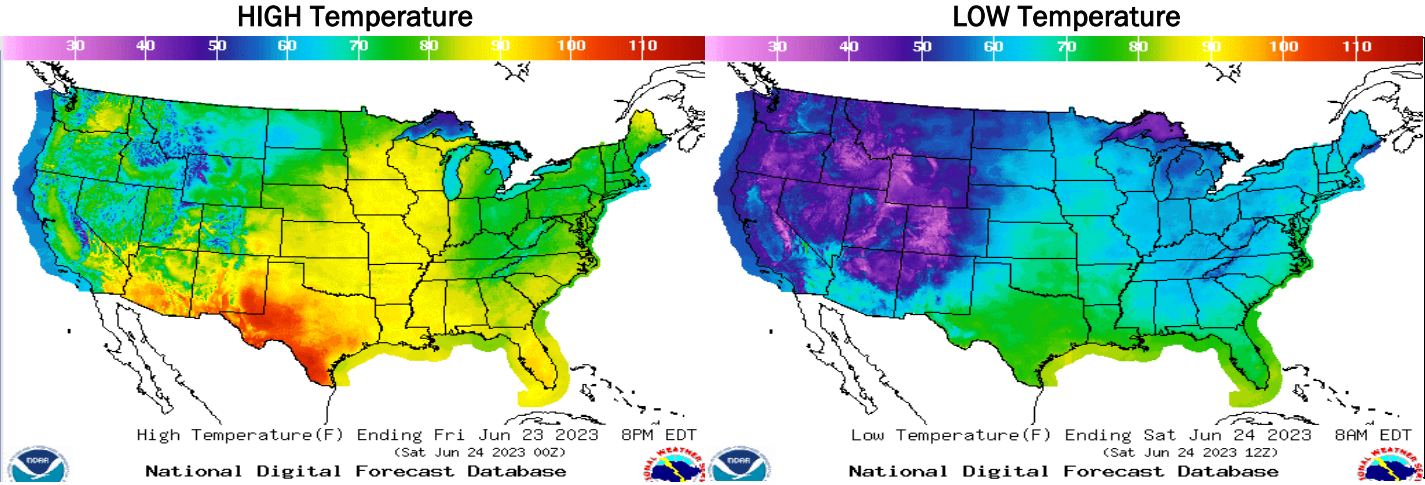


Thursday, June 22, 2023

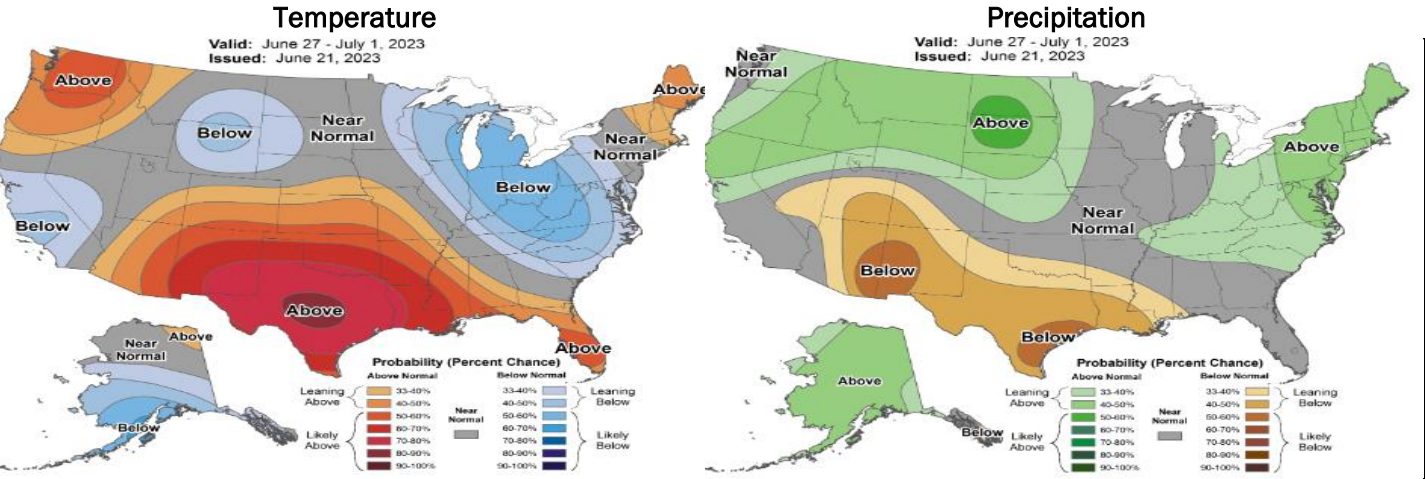
# NATURAL GAS NEWS



## WEATHER - HIGH / LOW TEMPERATURE - TOMORROW



## WEATHER - 6 - 10 DAY OUTLOOK - NOAA



## WEATHER - 8 - 14 DAY OUTLOOK - NOAA

