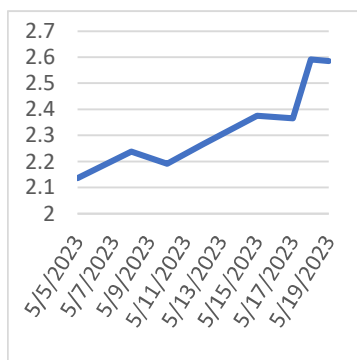


Tuesday, May 23, 2023

### Last Week's Prompt NYMEX



### NYMEX NG Futures

Month	Close	Change
Jun-23	2.585	(0.007)
Jul-23	2.707	(0.008)
Aug-23	2.772	(0.015)
Sep-23	2.747	(0.023)
Oct-23	2.827	(0.022)
Nov-23	3.23	(0.034)
Dec-23	3.673	(0.047)
Jan-24	3.925	(0.055)
Feb-24	3.839	(0.050)
Mar-24	3.54	(0.041)
Apr-24	3.21	(0.031)
May-24	3.195	(0.028)
Jun-24	3.317	(0.031)
Jul-24	3.427	(0.034)
Aug-24	3.468	(0.032)
Sep-24	3.435	(0.032)
Oct-24	3.521	(0.031)
Nov-24	3.882	(0.028)
Dec-24	4.324	(0.027)
Jan-25	4.63	(0.029)
Feb-25	4.52	(0.035)
Mar-25	4.141	(0.040)
Apr-25	3.706	(0.035)
May-25	3.679	(0.038)
1 YR STRIP	3.1875	(0.030)
2023	2.9344	(0.022)

### IN THE NEWS

#### U.S. Permian natgas flaring could rise in 2024, report shows

May 23 (Reuters) - Natural gas flaring in the top U.S. shale basin is poised to increase next year, a report released on Tuesday projected, as the region's output exceeds available pipeline capacity. Increased flaring, or the burning of unwanted gas, could reduce shale oil production in the region as major oil producing companies seek to limit climate-warming carbon dioxide emissions. The Permian is the biggest U.S. shale oil basin, pumping 5.7 million barrels of oil per day and 22.5 billion cubic feet per day (bcfd) of natural gas, productivity estimates by the U.S. Energy Information Administration (EIA) show. Companies need to move that gas to market (or burn or reinject it) to sustain oil production. "In an ideal world, (gas pipeline) infrastructure would stay ahead of supply growth, but for both commercial an... For more info go to <https://shorturl.at/sGPW9>

#### Natural-gasfutures drop more than 7%; oil prices end higher

Natural-gas futures fell by more than 7% on Monday, ending lower after a hefty gain last week on signs of an upcoming decline in U.S. production, while oil prices settled a bit higher as investors tracked U.S. debt-ceiling talks. Natural-gas futures ended sharply lower Monday, with prices losing more than half of the percentage gain they logged last week. The Energy Information Administration on Thursday reported a smaller-than-expected build in U.S. natural-gas supplies in storage. That "exacerbated a short-covering-driven rally" in Henry Hub, the distribution hub for natural gas, that started the week prior, analysts at Goldman Sachs wrote in a research note dated Sunday. For the week ended May 12, oil-field services company ... For more info go to <https://shorturl.at/uJPS9>

#### Natural gas prices in Asia fall to pre-Ukraine war levels on China shift

TOKYO – A benchmark for natural gas prices in Asia has dropped to levels last seen before Russia's February 2022 invasion of Ukraine as China, one of the world's biggest consumers of the fuel, changes its buying patterns. The Refinitiv-calculated spot price for liquefied natural gas in Asia dipped to \$9.80 per million British thermal units on Friday, falling below \$10 for the first time since May 2021. The price is down about 90% since hitting the \$70 range last summer. Similar declines have been seen in European gas futures. Dutch TTF next-month delivery prices touched 29.75 euros (\$32) per megawatt-hour on Thursday, slipping below 30 euros for the first time in almost two years.... For more info go to <https://shorturl.at/eFKR7>

### Prompt Natural Gas (NG) Daily Sentiment

BEARISH



RESISTANCE  
2.668 & 2.785  
SUPPORT  
2.473 & 2.395

### NATURAL GAS

Futures	Close
NG	\$2.585
Volume	58,946
Open Int.	76,916

### Contact Us



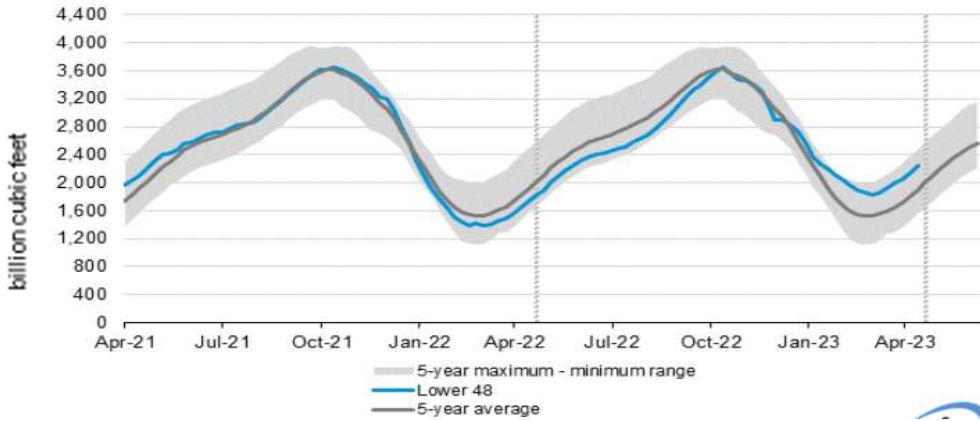
**Mansfield Energy Corp**  
1025 Airport Pkwy  
Gainesville, GA 30501  
[www.mansfield.energy](http://www.mansfield.energy)

[info@mansfieldoil.com](mailto:info@mansfieldoil.com)  
Phone: (800) 695 - 6626

# NATURAL GAS NEWS



## WEEKLY GAS IN UNDERGROUND STORAGE WITH 5-YR RANGE



for week ending May 12, 2023 | Released: May 18, 2023 | Next Release: May 25, 2023

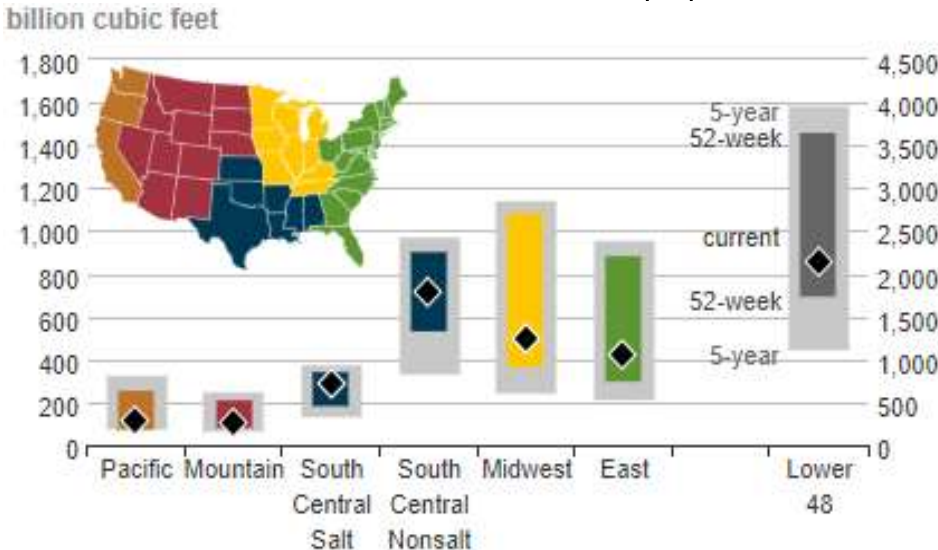
### EIA Weekly Storage Actual and Surveys for

May 12, 2023

Released May 18, 2023

Range	90 to 116
S&P Global	106
Investing.com	108

## UNDERGROUND WORKING NAT GAS STORAGE AS OF 05/05/2023



### Total Working Gas in Storage

**2240 BCF**

- 99 BCF (LAST WEEK)
- 521 BCF (LAST YEAR)
- 340 BCF (5-YEAR AVG)

### U.S. Natural Gas Supply

#### Gas Week -

Average Daily Values (BCF/D):  
Last Year (BCF/d)

Dry Production - 97.2  
Total Supply - 102.1

#### Last Week (BCF/d)

Dry Production - 100.8  
Total Supply - 105.6

[Next Report: May 25]

### U.S. Natural Gas Demand

#### Gas Week -

Average Daily Values (BCF/D):  
Last Year (BCF/d)

Power - 30.8  
Total Demand - 87.2

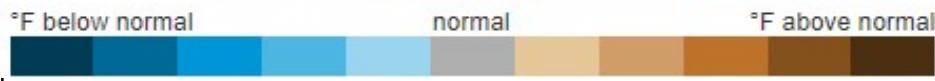
#### Last Week (BCF/d)

Power - 30.5  
Total Demand - 90.7

[Next Report: May 25]

## REGIONAL AVG TEMPERATURES AND DEPARTURE FROM NORMAL

	Apr 28	Apr 29	Apr 30	May 01	May 02	May 03	May 04	May 05	May 06	May 07	May 08	May 09	May 10	May 11
East	57	58	58	55	53	52	53	56	60	63	66	63	62	66
Midwest	52	52	47	47	48	50	54	57	62	67	62	63	64	67
South Central	64	62	64	63	65	66	67	72	75	74	76	74	74	75
Mountain	54	58	59	60	58	59	57	55	54	56	58	59	60	59
Pacific	64	65	59	52	51	52	50	51	52	53	54	54	54	58
Lower 48	58	59	57	54	54	54	55	58	61	63	64	63	63	66



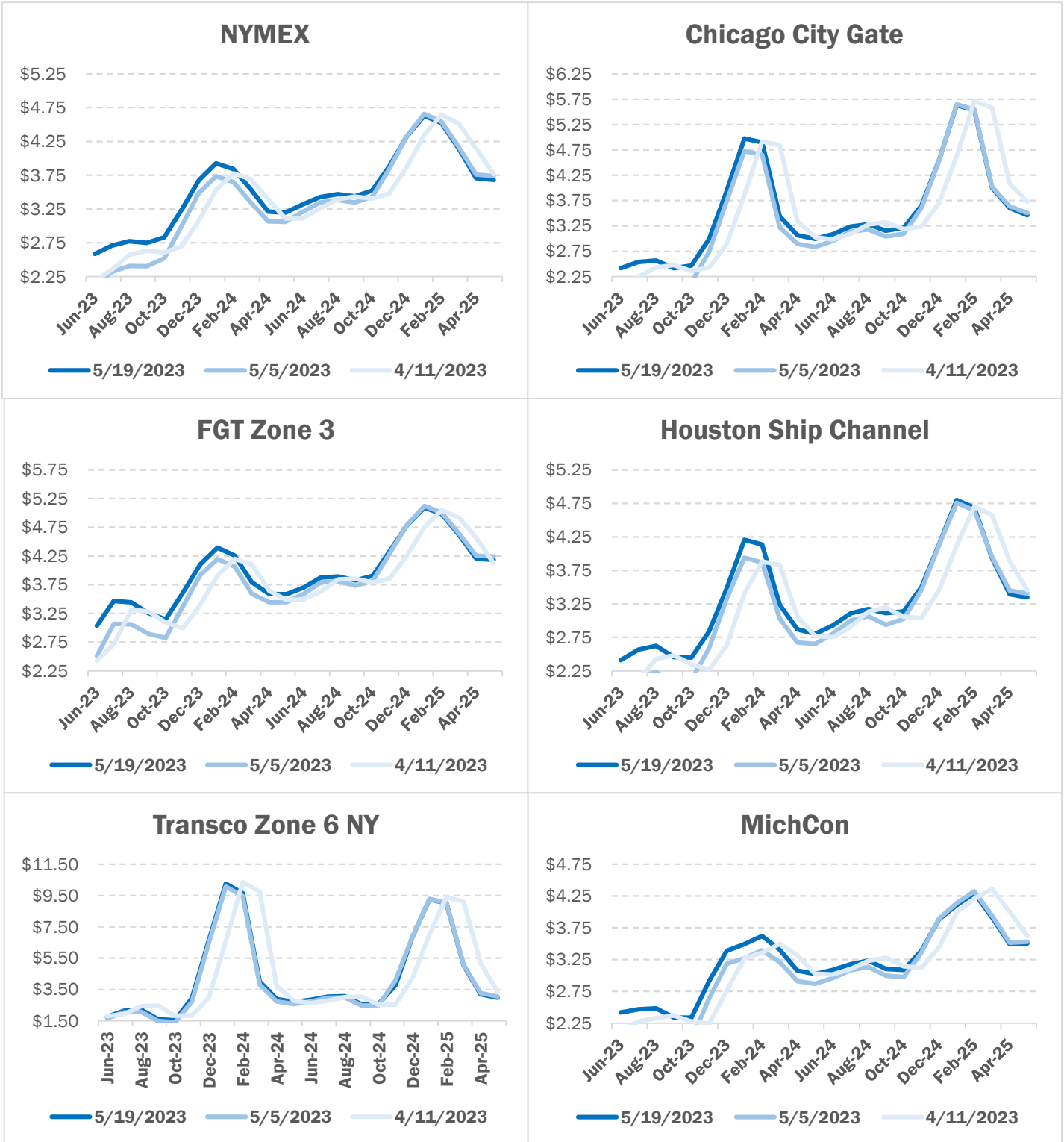
MANSFIELD EIA PREDICTION

**105**

# NATURAL GAS NEWS



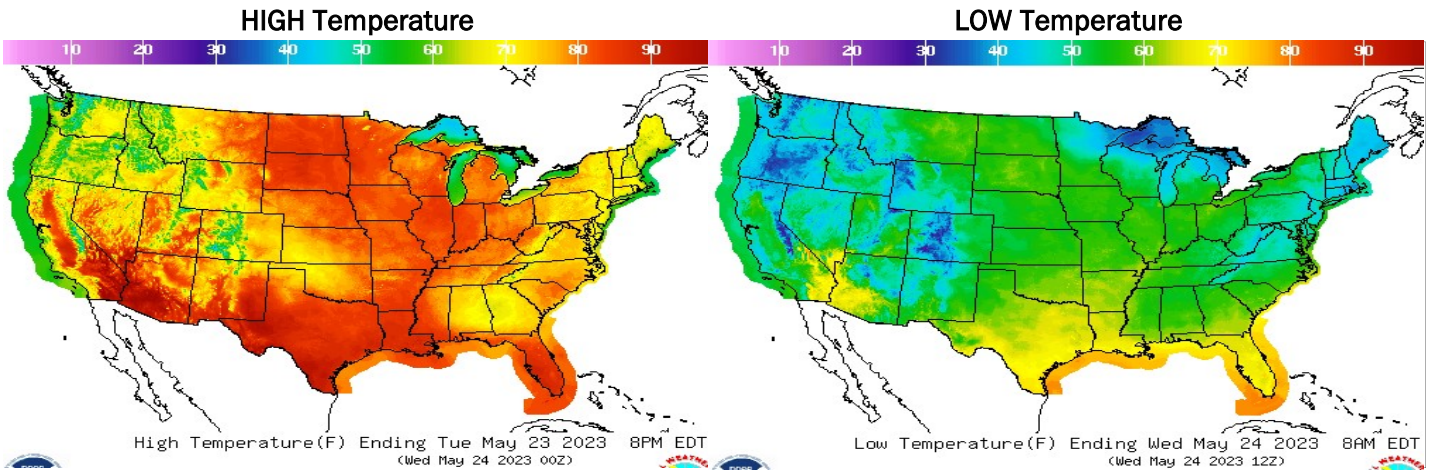
## NATURAL GAS BASIS FUTURES



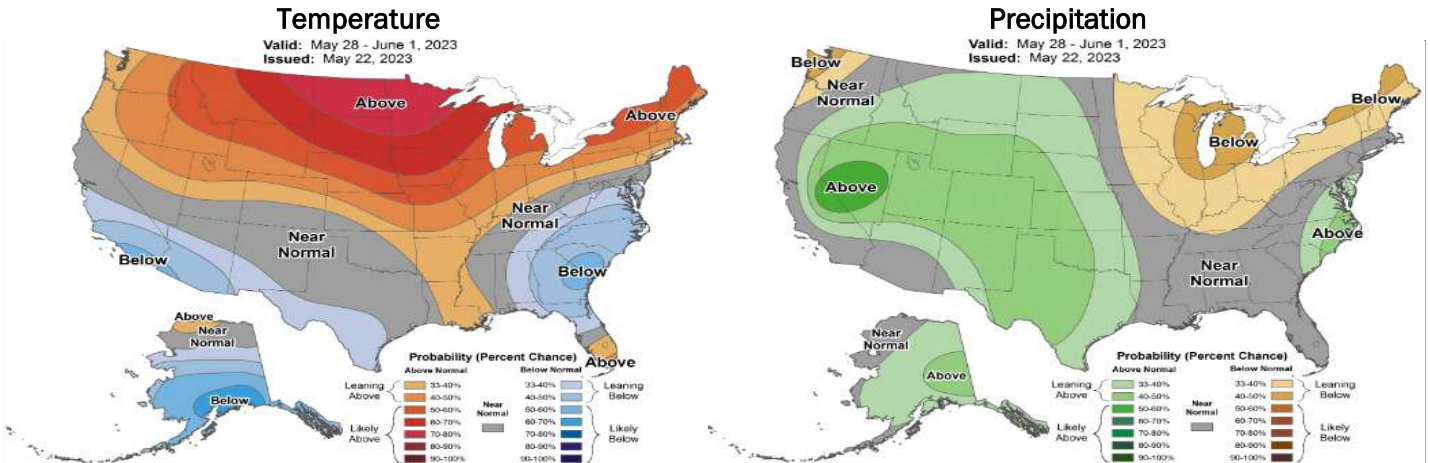
# NATURAL GAS NEWS



## WEATHER - HIGH / LOW TEMPERATURE - TOMORROW



## WEATHER - 6 - 10 DAY OUTLOOK - NOAA



## WEATHER - 8 - 14 DAY OUTLOOK - NOAA

