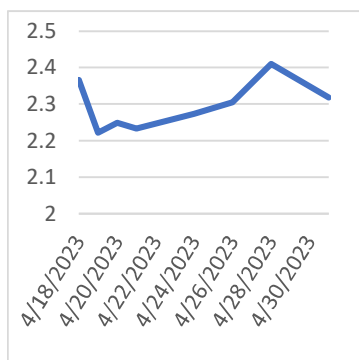


Tuesday, May 2, 2023

### Last Week's Prompt NYMEX



### NYMEX NG Futures

Month	Close	Change
Jun-23	2.318	(0.092)
Jul-23	2.498	(0.080)
Aug-23	2.566	(0.079)
Sep-23	2.546	(0.080)
Oct-23	2.645	(0.077)
Nov-23	3.106	(0.072)
Dec-23	3.582	(0.065)
Jan-24	3.824	(0.053)
Feb-24	3.726	(0.052)
Mar-24	3.424	(0.049)
Apr-24	3.151	(0.054)
May-24	3.152	(0.053)
Jun-24	3.295	(0.050)
Jul-24	3.432	(0.048)
Aug-24	3.472	(0.047)
Sep-24	3.428	(0.046)
Oct-24	3.506	(0.046)
Nov-24	3.908	(0.043)
Dec-24	4.399	(0.041)
Jan-25	4.726	(0.041)
Feb-25	4.601	(0.040)
Mar-25	4.209	(0.038)
Apr-25	3.796	(0.040)
May-25	3.77	(0.041)
1 YR STRIP	3.0448	(0.067)
2023	3.1263	(0.064)

### IN THE NEWS

#### Natural Gas Forecast: Prices Fall on Record-Breaking US Gas Output

On Tuesday, U.S. natural gas futures are experiencing a downward trend. This follows a decline of approximately 4% in the previous session. This drop was due to the forecast of milder weather and reduced heating demand next week, which were not as severe as initially anticipated, coupled with record output levels. In contrast, on Friday, the same futures contract increased by approximately 2%, closing at its highest level since March 16th. At 12:00 GMT, Natural Gas is trading \$2.1305, down \$0.0255 or -1.18%. On Monday, the United States Natural Gas Fund ETF (UNG) settled at \$6.76, down \$0.25 or -3.57%. Looking forward, the premium of the November 2023 contract over the October 2023 has reached a historic high of 46 cents. This spread between October and November is often used by the industry to speculate on winter... For more info go to <https://bit.ly/3LprDzk>

#### Berkeley Gas Hookup Ban Tossed Out by Federal Court

In 2019, Berkeley became the first US city to ban new natural gas hookups in building construction. This week, a three-judge panel of the Ninth Circuit of the US Court of Appeals cited a 1975 law to toss out Berkeley's ban.

Since 2019, Berkeley's law has been adopted in one form or another by cities across the US—including more than 70 cities in California—and last week, tentatively, by New York State. The jurisdiction of the Ninth Circuit panel is restricted to 11 Western states and territories, but its ruling sends a strong signal that a national legal test of gas hookup bans may be looming. The three-judge panel found the Berkeley ban to be in violation of the 1975 Energy Policy and Conservation Act, which gave the US Department of Energy the sole authority to set appliance energy stand... For more info go to <https://bit.ly/3LNRvX5>

#### Natural Gas Pipeline Transportation Market Growth by 2030

Apr 28, 2023 (The Expresswire) – The latest market research report on the Global "Natural Gas Pipeline Transportation Market" is segmented by Regions, Country, Company and other Segments. The global Natural Gas Pipeline Transportation market is dominated by key Players, such as [ABB, GE Oil and Gas, Saipem, Technip, Enterprise Product] these players have adopted various strategies to increase their market penetration and strengthen their position in the industry. Stake holders and other participants in the global Natural Gas Pipeline Transportation market will be able to gain the upper hand by using the report as a powerful resource for their business needs. 1. Does this report consider the impact of COVID-19 and the Russia-Ukraine war on the Natural Gas Pipeline Transportation market? Ye... For more info go to <https://on.mktw.net/3nmFLq>

### Prompt Natural Gas (NG) Daily Sentiment

BEARISH



RESISTANCE  
2.389 & 2.459  
SUPPORT  
2.269 & 2.149

### NATURAL GAS

Futures	Close
NG	\$2.318
Volume	46,896
Open Int.	204,066

### Contact Us



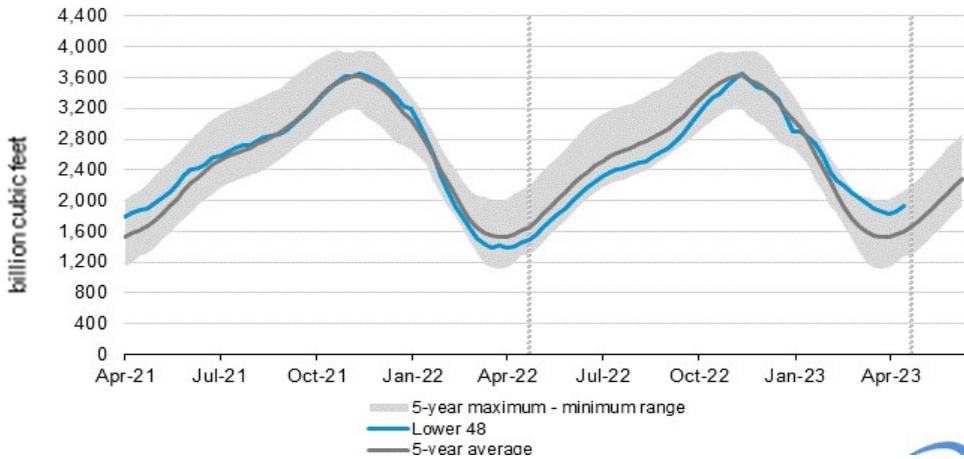
**Mansfield Energy Corp**  
1025 Airport Pkwy  
Gainesville, GA 30501  
[www.mansfield.energy](http://www.mansfield.energy)

[info@mansfieldoil.com](mailto:info@mansfieldoil.com)  
Phone: (800) 695 - 6626

# NATURAL GAS NEWS



## WEEKLY GAS IN UNDERGROUND STORAGE WITH 5-YR RANGE



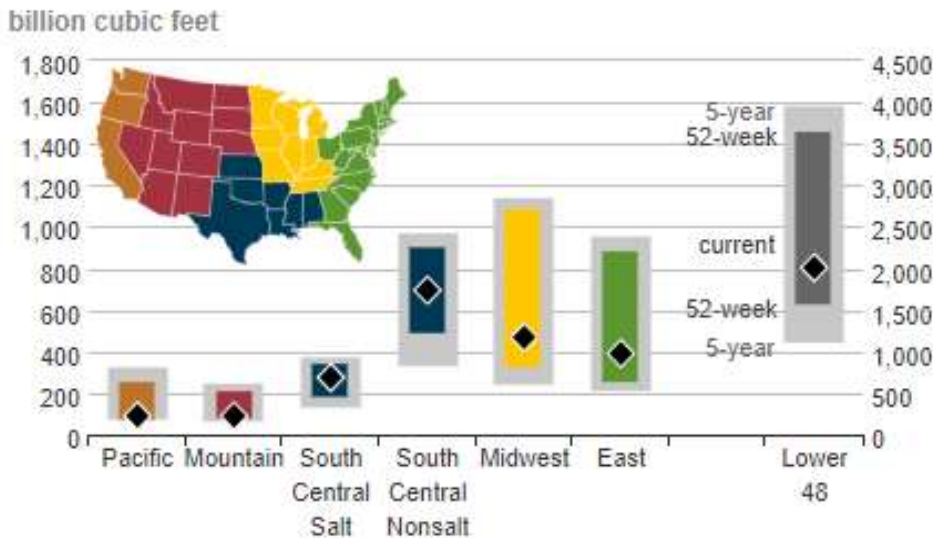
## EIA Weekly Storage Actual and Surveys for

April 21, 2023

Released April 27, 2023

Range	56 to 83
S&P Global	56
FX Street	50
Investing.com	75

## UNDERGROUND WORKING NAT GAS STORAGE AS OF 04/21/2023



## Total Working Gas In Storage

### 2009 BCF

79 BCF (LAST WEEK)  
525 BCF (LAST YEAR)  
365 BCF (5-YEAR AVG)

## U.S. Natural Gas Supply

### Gas Week -

**Average Daily Values (BCF/D):**

<u>Last Year (BCF/d)</u>	
Dry Production -	95.9
Total Supply -	101.4
<u>Last Week (BCF/d)</u>	
Dry Production -	100.8
Total Supply -	105.6

[Next Report: May 04]

## U.S. Natural Gas Demand

### Gas Week -

**Average Daily Values (BCF/D):**

<u>Last Year (BCF/d)</u>	
Power -	25.4
Total Demand -	91.8
<u>Last Week (BCF/d)</u>	
Power -	28.3
Total Demand -	93.7

[Next Report: May 04]

## REGIONAL AVG TEMPERATURES AND DEPARTURE FROM NORMAL

	Apr 14	Apr 15	Apr 16	Apr 17	Apr 18	Apr 19	Apr 20	Apr 21	Apr 22	Apr 23	Apr 24	Apr 25	Apr 26	Apr 27
East	67	66	65	58	54	55	60	63	61	56	52	52	55	57
Midwest	63	63	51	43	47	51	58	51	44	40	42	44	46	51
South Central	67	69	60	61	63	69	70	66	61	55	57	60	66	66
Mountain	48	46	49	52	52	48	44	45	46	49	52	51	53	57
Pacific	49	52	51	49	48	48	51	57	61	58	57	58	63	65
Lower 48	62	62	58	54	53	55	58	58	56	52	52	52	56	58

°F below normal      normal      °F above normal

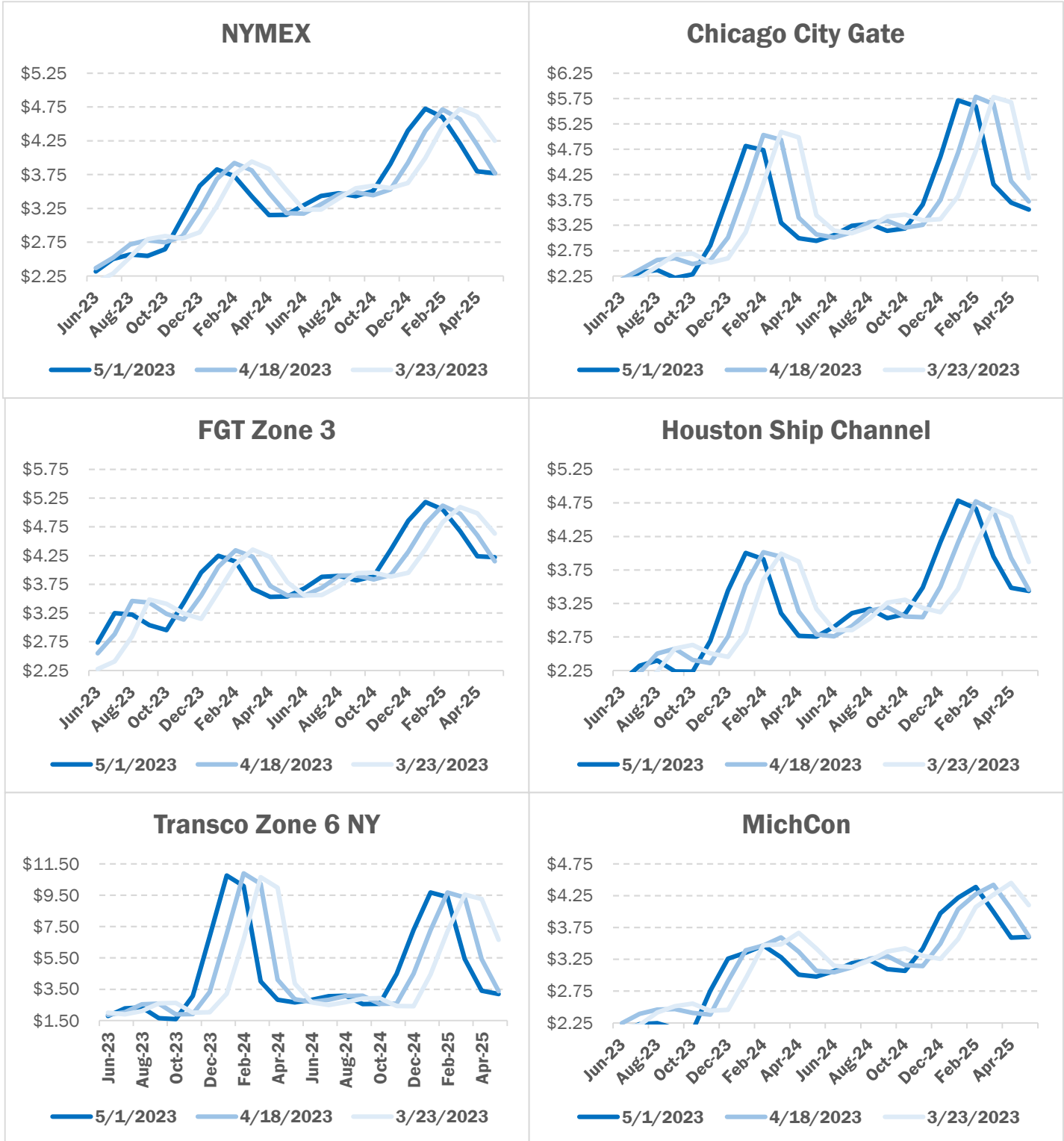
<= -20   -19 to -15   -14 to -10   -9 to -5   -4 to -1   0   1 to 4   5 to 9   10 to 14   15 to 19   >= 20

MANSFIELD EIA PREDICTION

# NATURAL GAS NEWS



## NATURAL GAS BASIS FUTURES

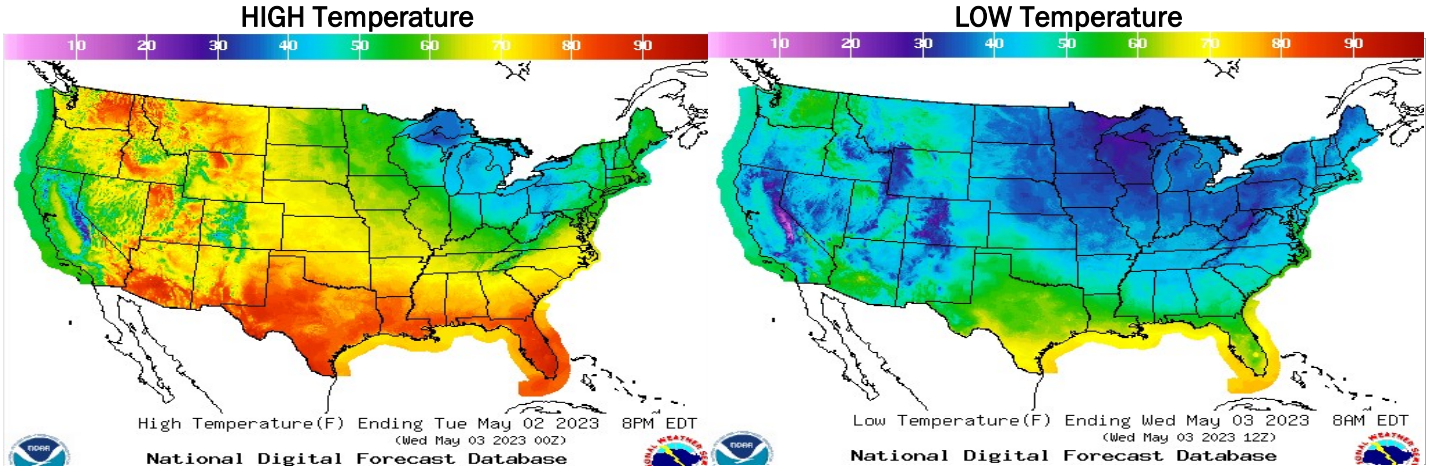




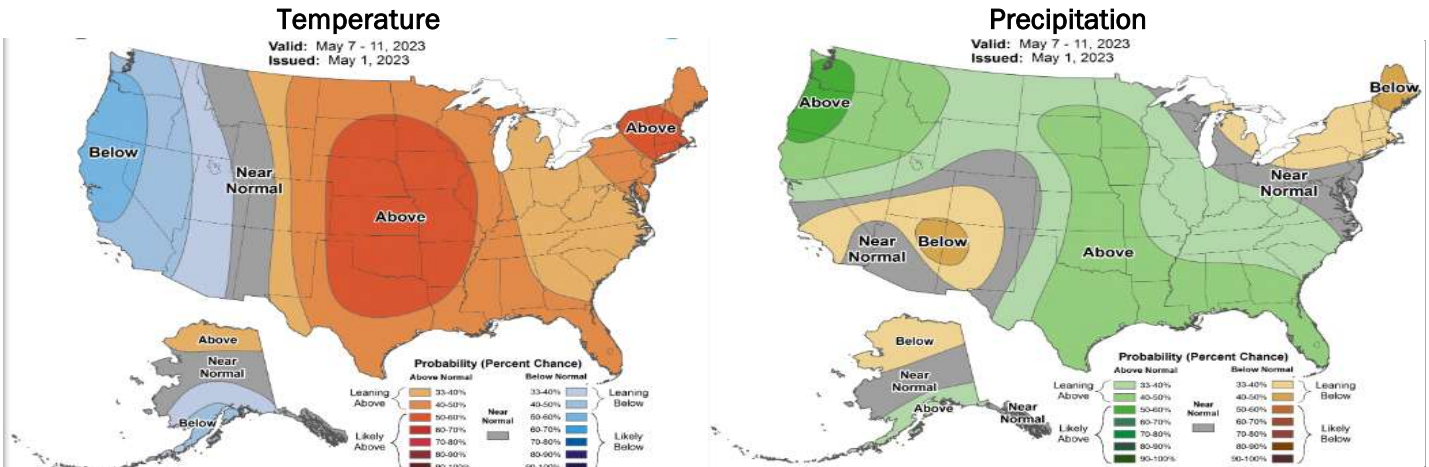
# NATURAL GAS NEWS



## WEATHER - HIGH / LOW TEMPERATURE - TOMORROW



## WEATHER - 6 - 10 DAY OUTLOOK - NOAA



## WEATHER - 8 - 14 DAY OUTLOOK - NOAA

