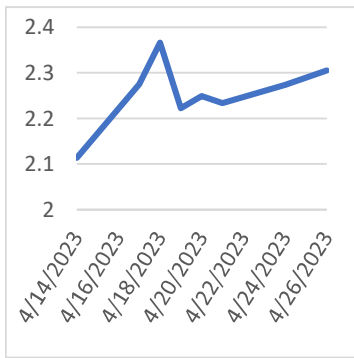


Thursday, April 27, 2023

Last Week's Prompt NYMEX



NYMEX NG Futures

Month	Close	Change
Jun-23	2.305	0.032
Jul-23	2.495	0.024
Aug-23	2.571	(0.097)
Sep-23	2.553	(0.190)
Oct-23	2.65	(0.073)
Nov-23	3.099	0.285
Dec-23	3.577	0.335
Jan-24	3.817	0.104
Feb-24	3.724	(0.225)
Mar-24	3.417	(0.429)
Apr-24	3.146	(0.372)
May-24	3.146	(0.086)
Jun-24	3.293	0.068
Jul-24	3.435	0.068
Aug-24	3.479	(0.033)
Sep-24	3.443	(0.107)
Oct-24	3.526	0.014
Nov-24	3.923	0.329
Dec-24	4.415	0.420
Jan-25	4.743	0.262
Feb-25	4.621	(0.188)
Mar-25	4.223	(0.452)
Apr-25	3.81	(0.459)
May-25	3.785	(0.069)
1 YR STRIP	3.0417	(0.058)
2023	3.124	(0.055)

IN THE NEWS

EUROPE'S THIRST FOR LNG CONTINUES; IMPORTS FROM RUSSIA REM.

As summer injection season arrives, Europe is in a safe position with healthy storage levels approaching the top of the five-year average range. Prices are holding steady at the low level of \$12.92 per million British thermal units (MMBtu) on the Netherlands-based Title Transfer Facility (TTF) on 25 April, a weekly decrease of 6%. The continent is continuing to inject gas into storage, with inventory levels way above the 2021 and 2022 levels for this time of the year. Storage facilities are currently 57.9% full at roughly 65.92 billion cubic meters (Bcm). The rate of withdrawal is currently around 30 million cubic meters per day (MMcmd), while the rate of injection is 337 MMcmd as of 23 April. At a country level, UK storage is 59% full, France is at 33%, and Germany at 65.4%. Last week (week 16), gross liquefied n... For more info go to <https://bit.ly/3AzBD3Z>

Australia Plans To Extend Natural Gas Price Cap To 2025

Major LNG exporter Australia plans to extend the cap on domestic natural gas prices until July 2025 in a bid to ensure Australian gas supply at "reasonable prices," the government said on Wednesday. Energy companies operating in Australia are rattled by last year's cap on domestic gas prices, which has already led to at least one investment project being put on hold. The cap, introduced in December, was initially intended to last until the end of 2023 as a measure to curb spiking gas prices. Now the government plans to extend the cap through the middle of 2025, exempting small producers from the price cap if they supply gas only to the domestic market. Larger producers can also be exempted from the price cap if they make supply commitments to provide enough natural gas for the domestic m... For more info go to <https://bit.ly/3LBwgaA>

US natgas futures rise 2% on record LNG exports

U.S. natural gas futures gained about 2% to a one-week high on Tuesday as gas flowing to U.S. liquefied natural gas (LNG) export plants remained on track for a second monthly high in April after Freeport LNG's export plant in Texas exited an eight-month outage in February. That price gain came despite forecasts for milder weather and lower heating demand over the next two weeks than previously expected. On its second to last day as the front-month, gas futures for May delivery on the New York Mercantile Exchange rose 3.4 cents, or 1.5%, to settle at \$2.307 per million British thermal units (mmBtu), their highest close since April 18. Futures for June, which will soon be the front-month, were down about 5 cents to \$2.43 per mmBtu. Data provider Refinitiv said average gas flows to the seven ... For more info go to <https://yhoo.it/40HHI2E>

Prompt Natural Gas (NG) Daily Sentiment

BEARISH



RESISTANCE
2.387 & 2.47
SUPPORT
2.248 & 2.192

NATURAL GAS

Futures	Close
NG	\$2.305
Volume	54,981
Open Int.	203,313

Contact Us



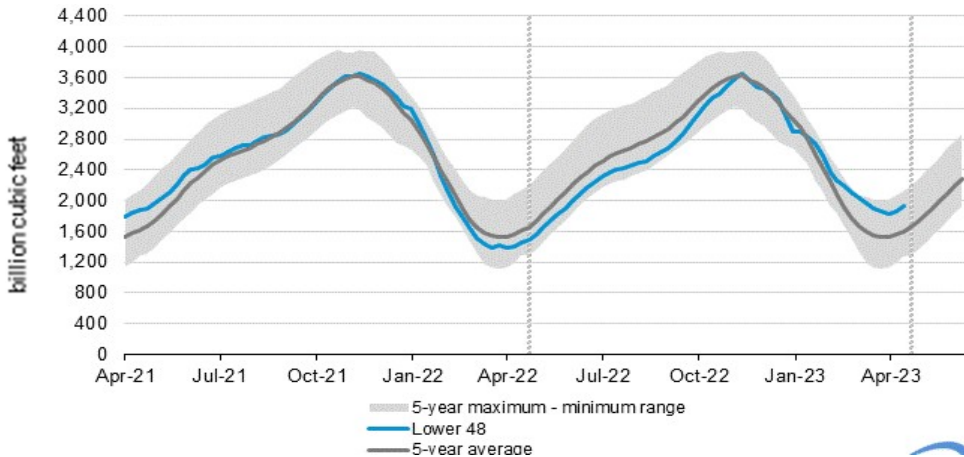
Mansfield Energy Corp
1025 Airport Pkwy
Gainesville, GA 30501
www.mansfield.energy

info@mansfieldoil.com
Phone: (800) 695 - 6626

NATURAL GAS NEWS



WEEKLY GAS IN UNDERGROUND STORAGE WITH 5-YR RANGE



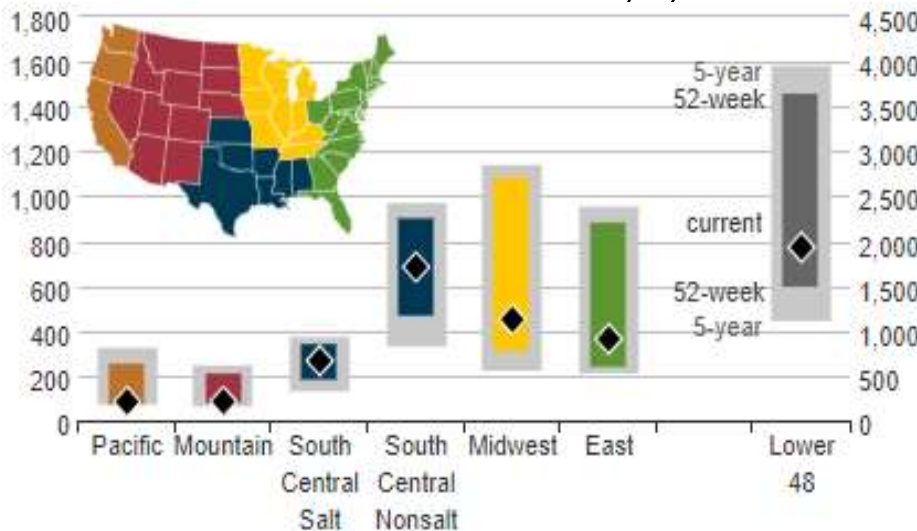
EIA Weekly Storage Actual and Surveys for

April 21, 2023

Released April 27, 2023

Range	56 to 83
S&P Global	56
FX Street	-50
Investing.com	75

UNDERGROUND WORKING NAT GAS STORAGE AS OF 04/14/2023



Total Working Gas In Storage

2009 BCF

- 79 BCF (LAST WEEK)
- 525 BCF (LAST YEAR)
- 329 BCF (5-YEAR AVG)

U.S. Natural Gas Supply

Gas Week -

Average Daily Values (BCF/D):

<u>Last Year (BCF/d)</u>	
Dry Production -	96.2
Total Supply -	101.7
<u>Last Week (BCF/d)</u>	
Dry Production -	100.7
Total Supply -	105.3

[Next Report: April 27]

U.S. Natural Gas Demand

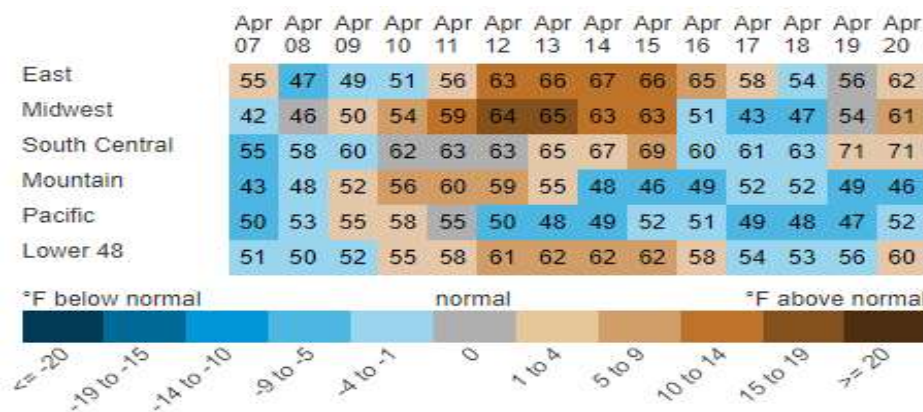
Gas Week -

Average Daily Values (BCF/D):

<u>Last Year (BCF/d)</u>	
Power -	25.4
Total Demand -	95.2
<u>Last Week (BCF/d)</u>	
Power -	28.1
Total Demand -	96.2

[Next Report: April 27]

REGIONAL AVG TEMPERATURES AND DEPARTURE FROM NORMAL

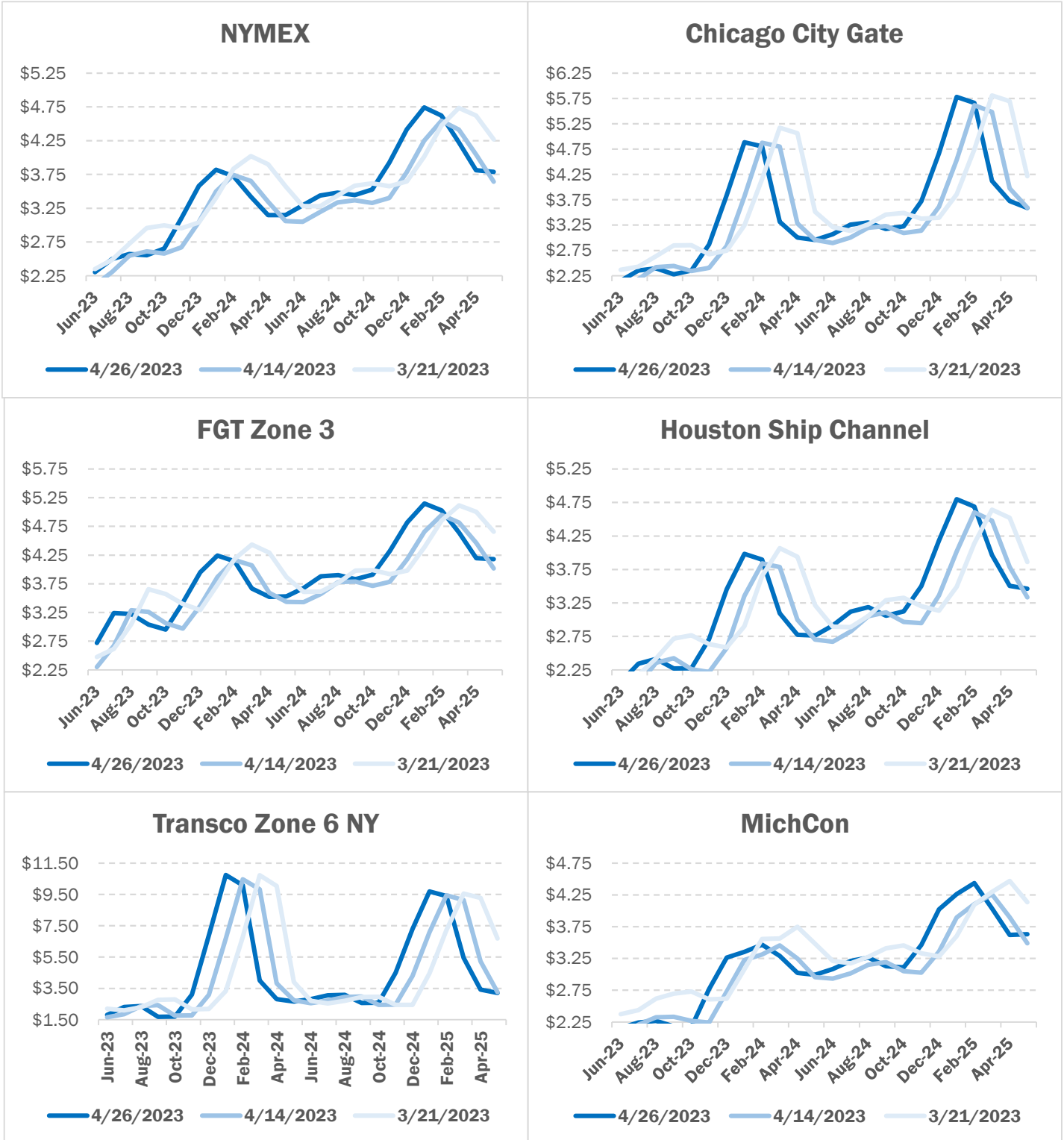


MANSFIELD EIA PREDICTION

NATURAL GAS NEWS



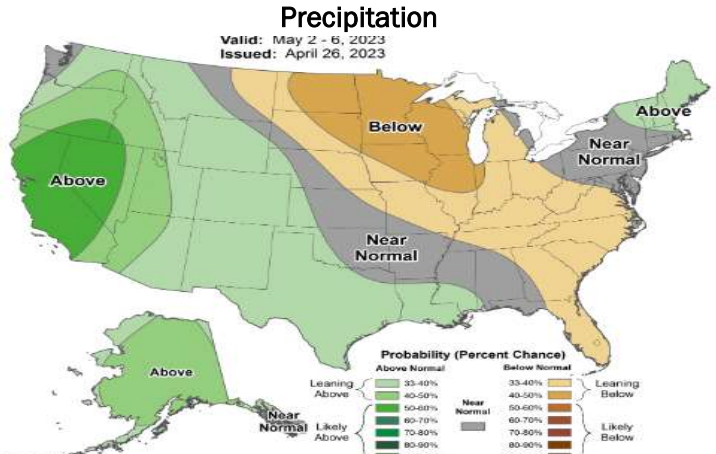
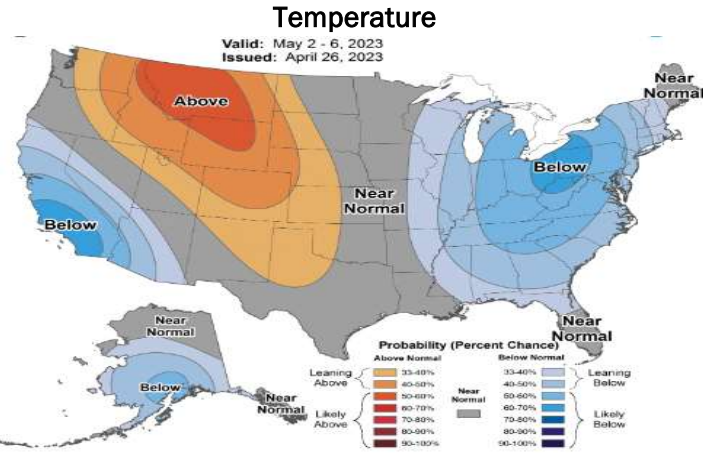
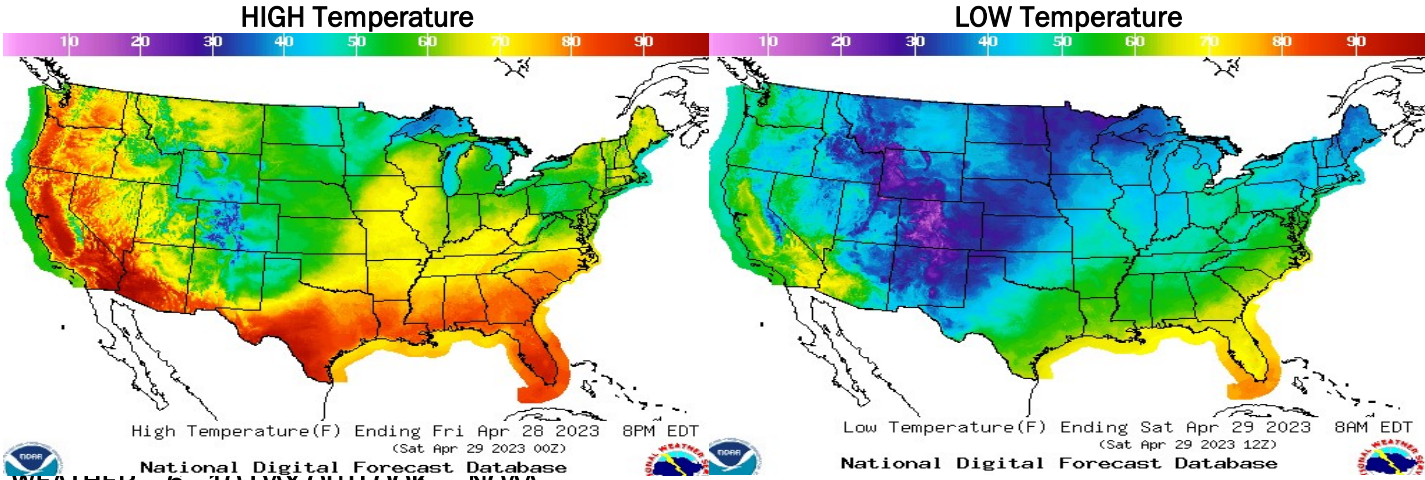
NATURAL GAS BASIS FUTURES



NATURAL GAS NEWS



WEATHER - HIGH / LOW TEMPERATURE - TOMORROW



WEATHER - 8 - 14 DAY OUTLOOK - NOAA

