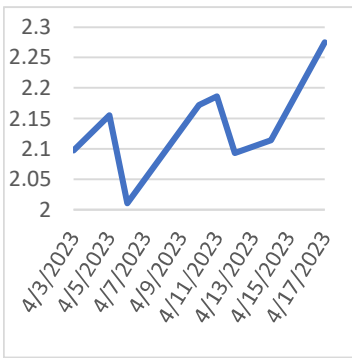


Tuesday, April 18, 2023

Last Week's Prompt NYMEX



NYMEX NG Futures

Month	Close	Change
May-23	2.275	0.161
Jun-23	2.444	0.139
Jul-23	2.652	0.107
Aug-23	2.717	0.108
Sep-23	2.688	0.110
Oct-23	2.778	0.110
Nov-23	3.167	0.124
Dec-23	3.619	0.124
Jan-24	3.862	0.122
Feb-24	3.765	0.114
Mar-24	3.447	0.103
Apr-24	3.155	0.097
May-24	3.144	0.098
Jun-24	3.283	0.092
Jul-24	3.425	0.091
Aug-24	3.456	0.090
Sep-24	3.416	0.091
Oct-24	3.495	0.093
Nov-24	3.886	0.102
Dec-24	4.359	0.109
Jan-25	4.671	0.126
Feb-25	4.538	0.127
Mar-25	4.163	0.119
Apr-25	3.745	0.104
1 YR STRIP	3.0474	0.118
2023	3.1198	0.113

IN THE NEWS

Nat-Gas Prices Surge On Cold U.S. Temps

May nat-gas Monday rallied sharply to a 3-week high as a shift in U.S. weather forecasts to winter-like temperatures will boost heating demand for nat-gas. Forecaster Atmospheric G2 said below-normal temperatures are seen boosting heating demand across the eastern two-thirds of the U.S. from April 22-26. Also, U.S. LNG exports Sunday climbed to a record 14.9 bcf, a sign of strong foreign demand for U.S. nat-gas supplies. Nat-gas prices have fallen sharply over the past three months and posted a 2-1/2 year nearest-futures low (NGK23) last Friday as abnormally mild weather across the northern hemisphere this past winter eroded heating demand for nat-gas. January was the sixth-warmest across the contiguous 48 U.S. states in data from 1895. This winter's warm temperatures have caused rising nat-gas inventories in ... For more info go to <https://bit.ly/41jQcnX>

LNG Giant Qatar Walks A Tightrope Between China And The U.S.

Given its geographical positioning, with Saudi Arabia on one side of it and Iran on the other, Qatar has long played a delicate diplomatic balancing act between the two great Middle Eastern powers and their principal superpower sponsors. In Saudi Arabia's case, its key superpower backer for decades was the U.S., and in Iran's case over the same period it was Russia and then China more latterly as well. Recently, Saudi Arabia also appears to have shifted further into this China-Russia axis, for several reasons analysed in my previous OilPrice.com articles. Despite this, though, Qatar appears to be sticking largely to the informal understanding reached with the U.S. after Russia's invasion of Ukraine in February 2022, which was to provide the West with vital new supplies of gas to substitute... For more info go to <https://bit.ly/3UKzGuI>

U.S. natural gas tests \$2 support after first spring season storage build

Natural gas futures closed down a second straight day on Thursday after briefly breaking below the key \$2 support as the U.S. government reported the first spring season injection of gas into storage tanks already bloated from underutilization of the fuel for heating during the winter. Natural gas for May delivery settled down 8.6 cents, or 4%, at \$2.007 per mmBtu, or metric million British thermal units, adding to the prior 4% slide from Wednesday. Thursday's session low was \$1.996. The latest drop in gas prices came after the U.S. Energy Information Administration, or EIA, reported that gas-in-storage in the United States rose by 25 billion cubic feet, or bcf, last week in the first series of injections for the spring season. While that build was smaller than the 28-bcf injection forecast... For more info go to <https://yhoo.it/40gGnpx>

Prompt Natural Gas (NG) Daily Sentiment

BEARISH



RESISTANCE
2.344 & 2.413
SUPPORT
2.176 & 2.077

NATURAL GAS

Futures	Close
NG	\$2.275
Volume	32,665
Open Int.	107,019

Contact Us



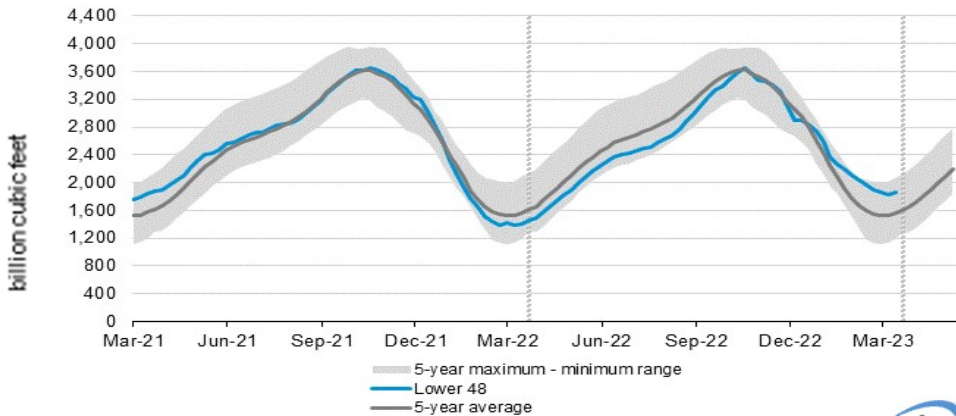
Mansfield Energy Corp
1025 Airport Pkwy
Gainesville, GA 30501
www.mansfield.energy

info@mansfieldoil.com
Phone: (800) 695 - 6626

NATURAL GAS NEWS



WEEKLY GAS IN UNDERGROUND STORAGE WITH 5-YR RANGE



for week ending April 07, 2023 | Released: April 13, 2023 | Next Release: April 20, 2023

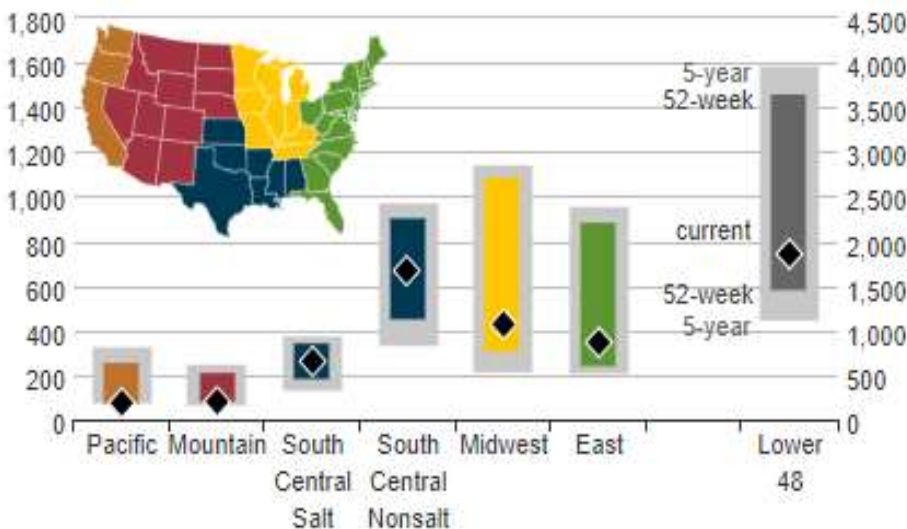
EIA Weekly Storage Actual and Surveys for

April 7, 2023

Released April 13, 2023

Range	-24 to -33
S&P Global	-24
FX Street	-12
Investing.com	-28

UNDERGROUND WORKING NAT GAS STORAGE AS OF 04/07/2023



Total Working Gas In Storage

1855 BCF

- 25 BCF (LAST WEEK)
- 460 BCF (LAST YEAR)
- 295 BCF (5-YEAR AVG)

U.S. Natural Gas Supply

Gas Week -

Average Daily Values (BCF/D):

Last Year (BCF/d)

Dry Production -	96.0
Total Supply -	101.5

Last Week (BCF/d)

Dry Production -	100.6
Total Supply -	105.0

[Next Report: April 20]

U.S. Natural Gas Demand

Gas Week -

Average Daily Values (BCF/D):

Last Year (BCF/d)

Power -	24.7
Total Demand -	97.1

Last Week (BCF/d)

Power -	28.4
Total Demand -	99.8

[Next Report: April 20]

MANSFIELD EIA PREDICTION

REGIONAL AVG TEMPERATURES AND DEPARTURE FROM NORMAL

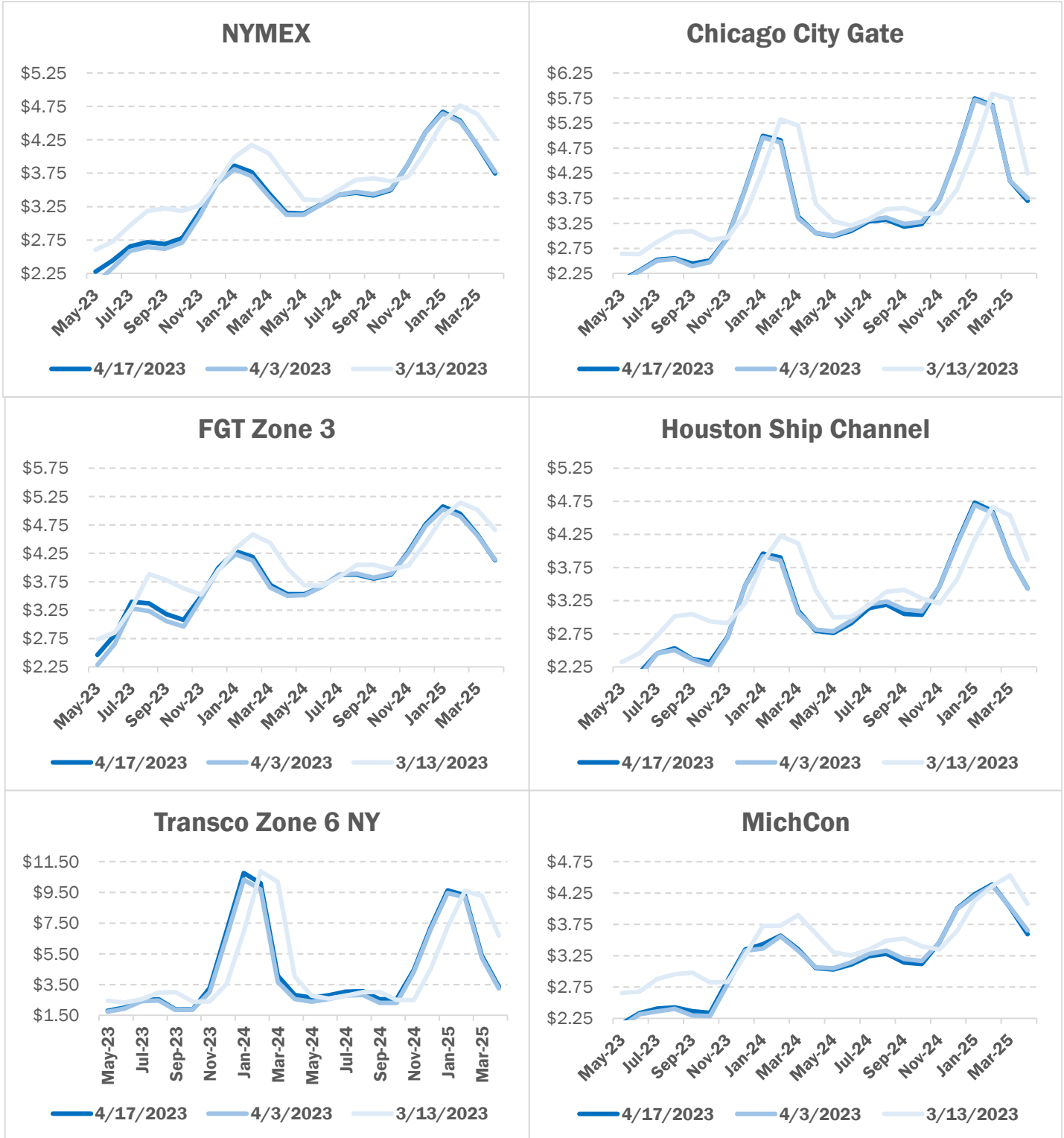
	Mar 31	Apr 01	Apr 02	Apr 03	Apr 04	Apr 05	Apr 06	Apr 07	Apr 08	Apr 09	Apr 10	Apr 11	Apr 12	Apr 13
East	49	57	51	52	59	62	63	55	47	49	51	56	63	68
Midwest	45	45	44	48	55	56	43	42	46	50	54	59	64	65
South Central	67	66	66	70	73	67	57	55	58	60	62	63	64	66
Mountain	39	43	45	44	36	34	38	43	48	52	56	60	61	56
Pacific	45	48	47	43	43	45	49	50	53	55	58	55	52	48
Lower 48	50	53	51	52	56	56	54	51	50	52	55	58	62	63

°F below normal: ≤ -20, -19 to -15, -14 to -10, -9 to -5, -4 to -1, 0, 1 to 4, 5 to 9, 10 to 14, 15 to 19, ≥ 20

NATURAL GAS NEWS



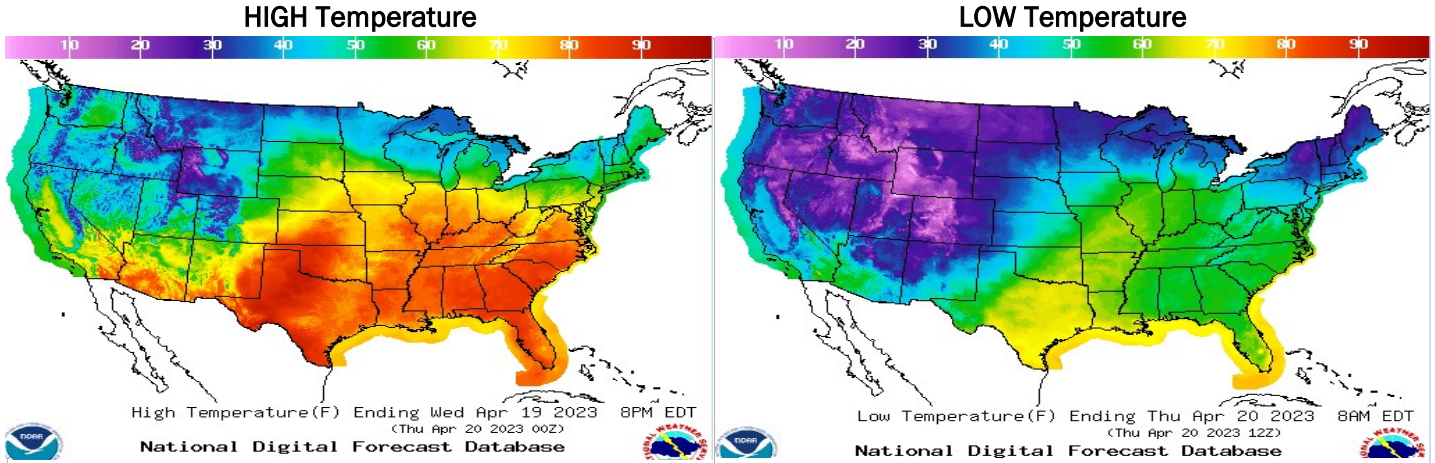
NATURAL GAS BASIS FUTURES



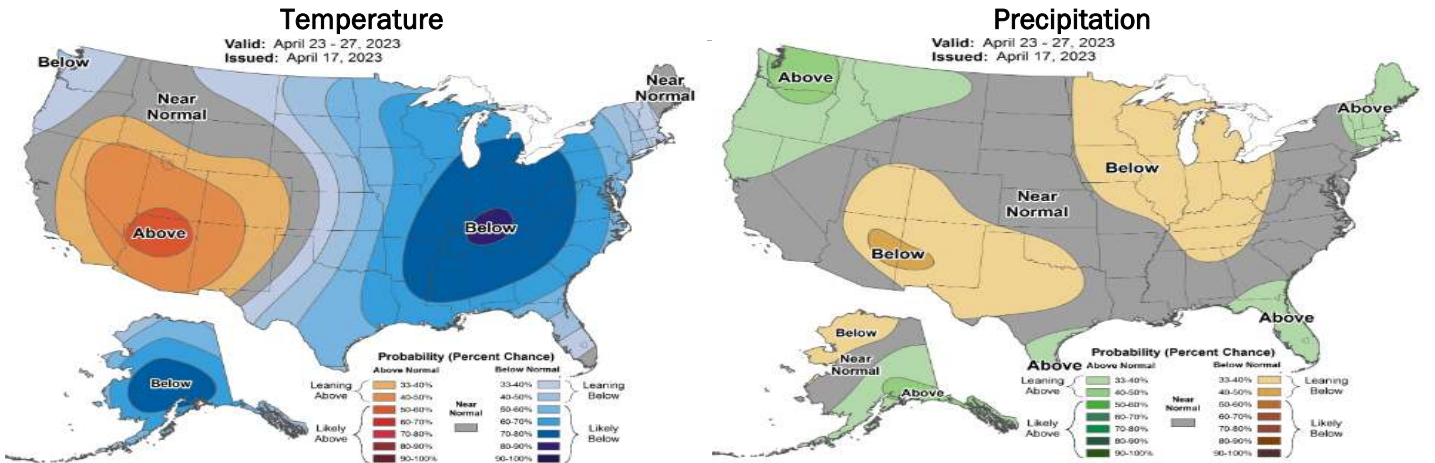
NATURAL GAS NEWS



WEATHER - HIGH / LOW TEMPERATURE - TOMORROW



WEATHER - 6 - 10 DAY OUTLOOK - NOAA



WEATHER - 8 - 14 DAY OUTLOOK - NOAA

